



US00D703649S

(12) **United States Design Patent**  
**Wikel et al.**

(10) **Patent No.:** **US D703,649 S**  
(45) **Date of Patent:** **\*\* Apr. 29, 2014**

(54) **REMOVABLE CASE**

(75) Inventors: **Harold L. Wikel**, Muskego, WI (US);  
**Christopher A. Arnholt**, Highland Park,  
IL (US); **Renee M. Garnham**,  
Birmingham, MI (US)

(73) Assignee: **Motorola Mobility LLC**, Chicago, IL  
(US)

(\*\*) Term: **14 Years**

(21) Appl. No.: **29/431,110**

(22) Filed: **Sep. 4, 2012**

(51) **LOC (10) Cl.** ..... **14-03**

(52) **U.S. Cl.**  
USPC ..... **D14/250**

(58) **Field of Classification Search**

USPC ..... D14/250–253, 440, 203.3–203.7, 217,  
D14/496, 248, 238.1, 240, 447, 341–347,  
D14/444; D13/103, 107–108, 119; D3/201,  
D3/218, 247, 269, 273, 301, 303;  
248/176.3, 188.8, 309.1, 371, 668;  
361/220, 379.01, 679.01, 679.02,  
361/679.09, 679.21, 679.25, 679.3, 679.4,  
361/679.56, 679.57, 759, 807, 816;  
379/433.11, 451, 455; 455/556.1, 557,  
455/566, 575.1, 575.2, 575.8; 206/37, 45.2,  
206/305, 320, 216; 320/108, 115; 429/96;  
220/4.02; 150/165; 174/50; 235/41,  
235/375, 462; 312/223.1; 396/535

See application file for complete search history.

(56) **References Cited**

**U.S. PATENT DOCUMENTS**

D589,953 S \* 4/2009 Turner ..... D14/248  
D606,063 S \* 12/2009 Chen et al. .... D14/248

(Continued)

**OTHER PUBLICATIONS**

Timothy J. Sutherland, "Communication Device", Jul. 10, 2012, U.S.  
Appl. No. 29/426,710.

*Primary Examiner* — Carla Jobe Wright

(57) **CLAIM**

The ornamental design for a removable case, as shown and  
described.

**DESCRIPTION**

FIG. 1 is a front perspective view of a first embodiment of an  
ornamental design for a removable case;

FIG. 2 is a rear perspective view of the first embodiment  
thereof;

FIG. 3 is a front view of the first embodiment thereof;

FIG. 4 is a rear view of the first embodiment thereof;

FIG. 5 is a first side view of the first embodiment thereof;

FIG. 6 is a second side view of the first embodiment thereof;

FIG. 7 is a top view of the first embodiment thereof; and

FIG. 8 is a bottom view of the first embodiment thereof.

FIG. 9 is a front perspective view of a second embodiment of  
an ornamental design for a removable case;

FIG. 10 is a rear perspective view of the second embodiment  
thereof;

FIG. 11 is a front view of the second embodiment thereof;

FIG. 12 is a rear view of the second embodiment thereof;

FIG. 13 is a first side view of the second embodiment thereof;

FIG. 14 is a second side view of the second embodiment  
thereof;

FIG. 15 is a top view of the second embodiment thereof; and

FIG. 16 is a bottom view of the second embodiment thereof.

FIG. 17 is a front perspective view of a third embodiment of  
an ornamental design for a removable case;

FIG. 18 is a rear perspective view of the third embodiment  
thereof;

FIG. 19 is a front view of the third embodiment thereof;

FIG. 20 is a rear view of the third embodiment thereof;

FIG. 21 is a first side view of the third embodiment thereof;

FIG. 22 is a second side view of the third embodiment thereof;

FIG. 23 is a top view of the third embodiment thereof; and,

FIG. 24 is a bottom view of the third embodiment thereof.

The broken lines shown in FIGS. 1-8, that are immediately  
adjacent to the shaded areas, and define unshaded regions,

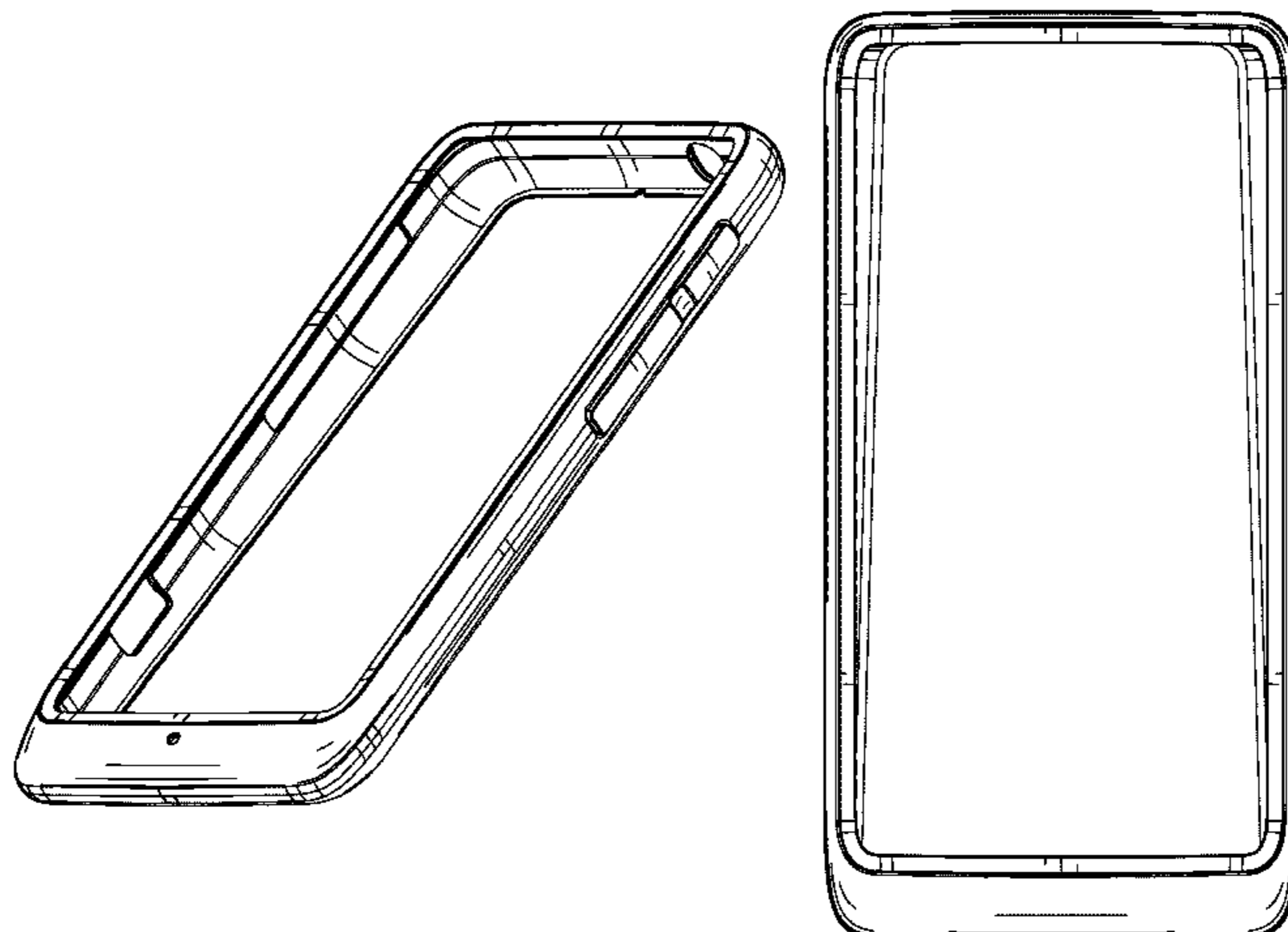
represent the bounds of the first embodiment, while all other  
broken lines are directed to environment and are for illustra-

tive purposes only; the broken lines form no part of the first  
embodiment.

represent the bounds of the first embodiment, while all other  
broken lines are directed to environment and are for illustra-

tive purposes only; the broken lines form no part of the first  
embodiment.

**1 Claim, 18 Drawing Sheets**



(56)

**References Cited**

U.S. PATENT DOCUMENTS

D656,135 S *	3/2012	Swartz et al. ....	D14/250	D674,789 S *	1/2013	Wen .....	D14/250
D659,132 S *	5/2012	Wen .....	D14/250	D678,262 S *	3/2013	Prato .....	D14/250
D662,929 S *	7/2012	Fahrendorff et al. ....	D14/250	8,523,124 B2 *	9/2013	Yuan et al. ....	248/188.8
8,256,612 B1 *	9/2012	Wang .....	206/320	D693,785 S *	11/2013	Sutherland et al. ....	D14/138 G
D671,930 S *	12/2012	Akana et al. ....	D14/250	2011/0297578 A1 *	12/2011	Stiehl et al. ....	206/701
D673,937 S *	1/2013	Cheng et al. ....	D14/250	2012/0018325 A1 *	1/2012	Kim .....	206/320
				2012/0043236 A1 *	2/2012	Szucs et al. ....	206/320
				2012/0182678 A1 *	7/2012	Wu et al. ....	361/679.01
				2012/0257340 A1 *	10/2012	Kim .....	361/679.01

\* cited by examiner

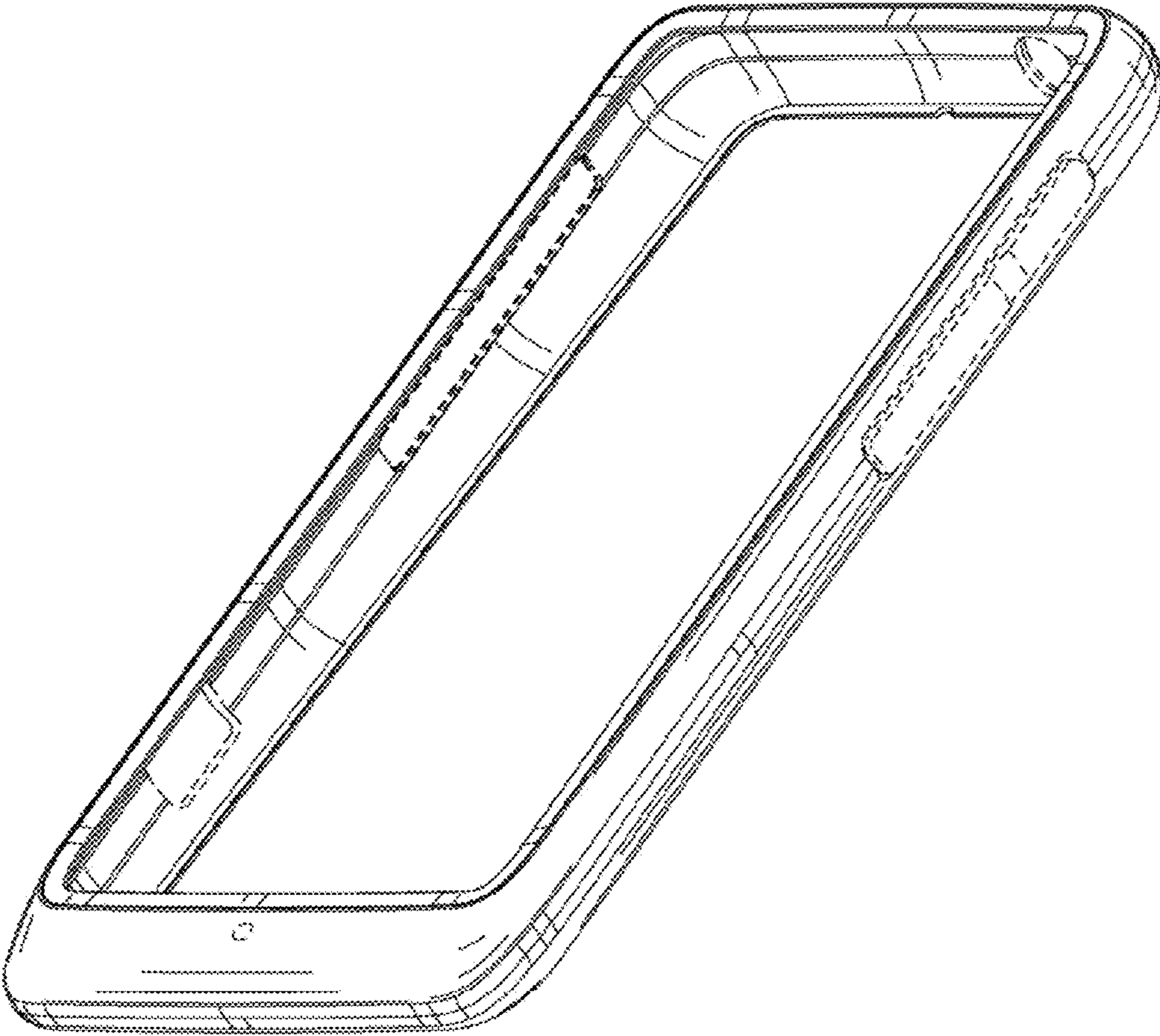


FIG. 1



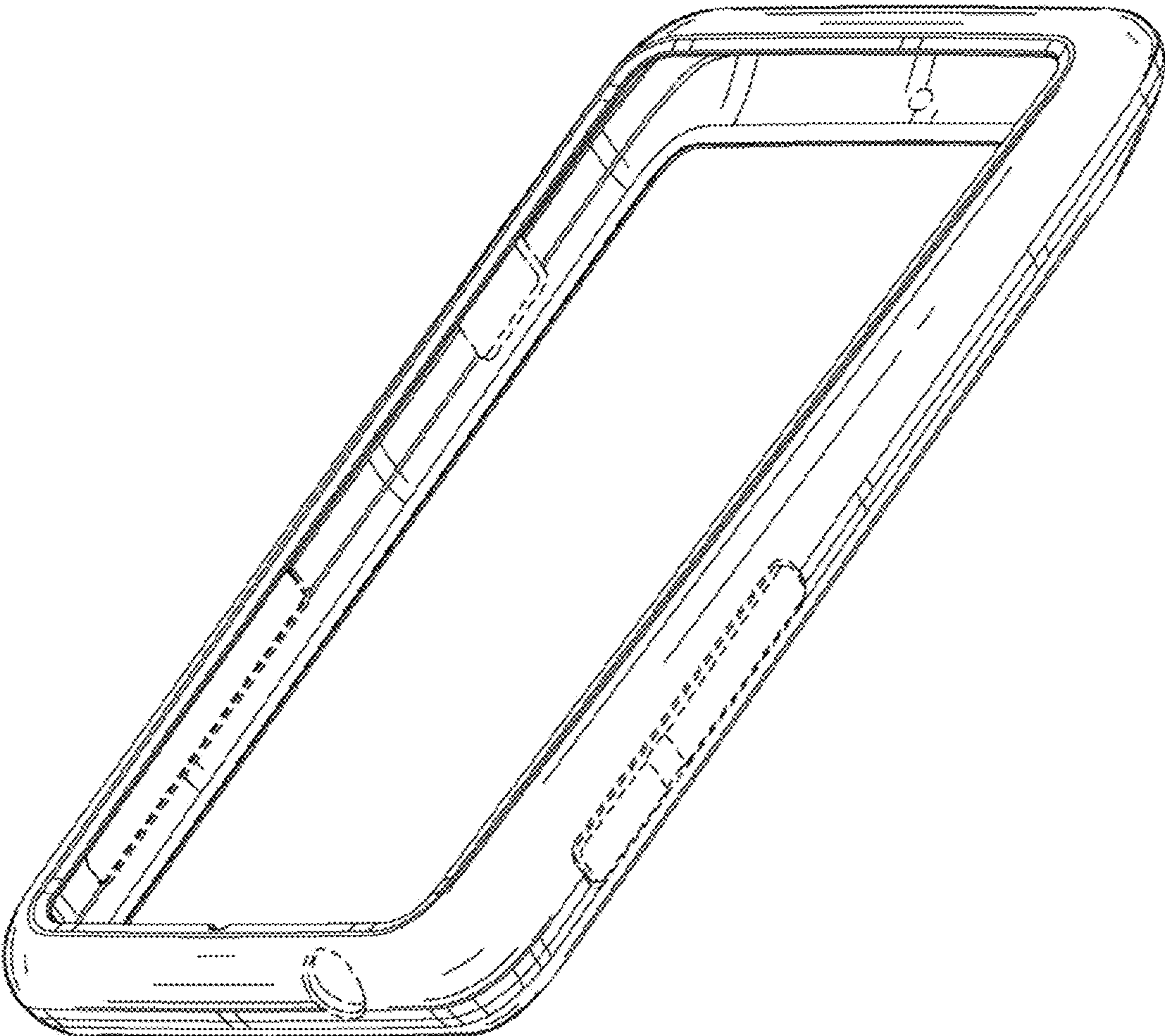


FIG. 2




FIG. 3




FIG. 4



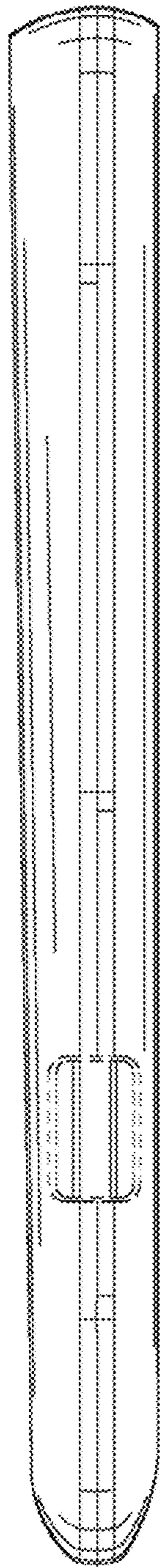


FIG. 5




FIG. 6

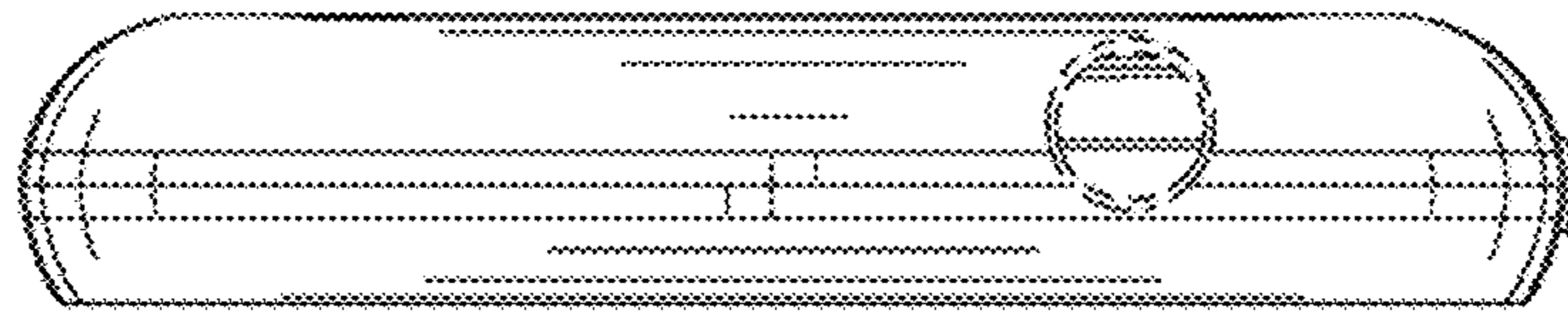


FIG. 7

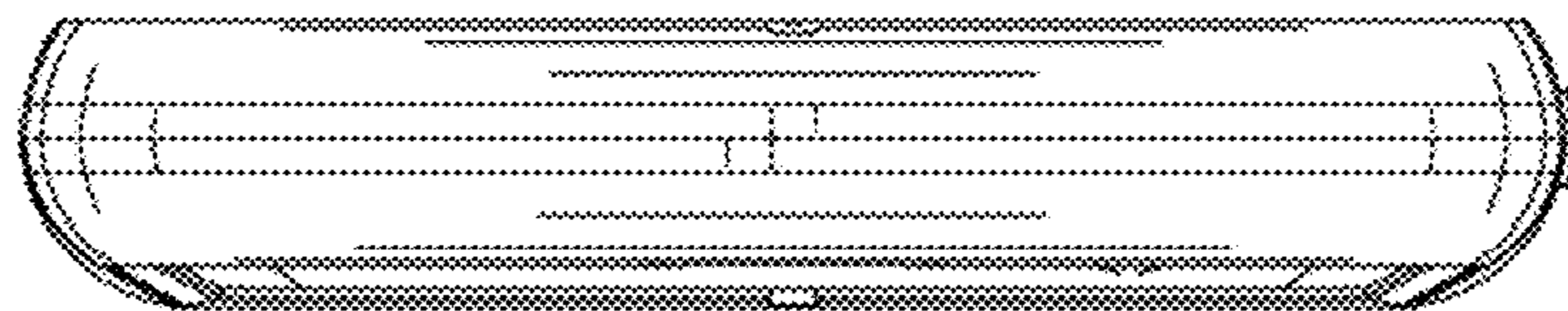


FIG. 8



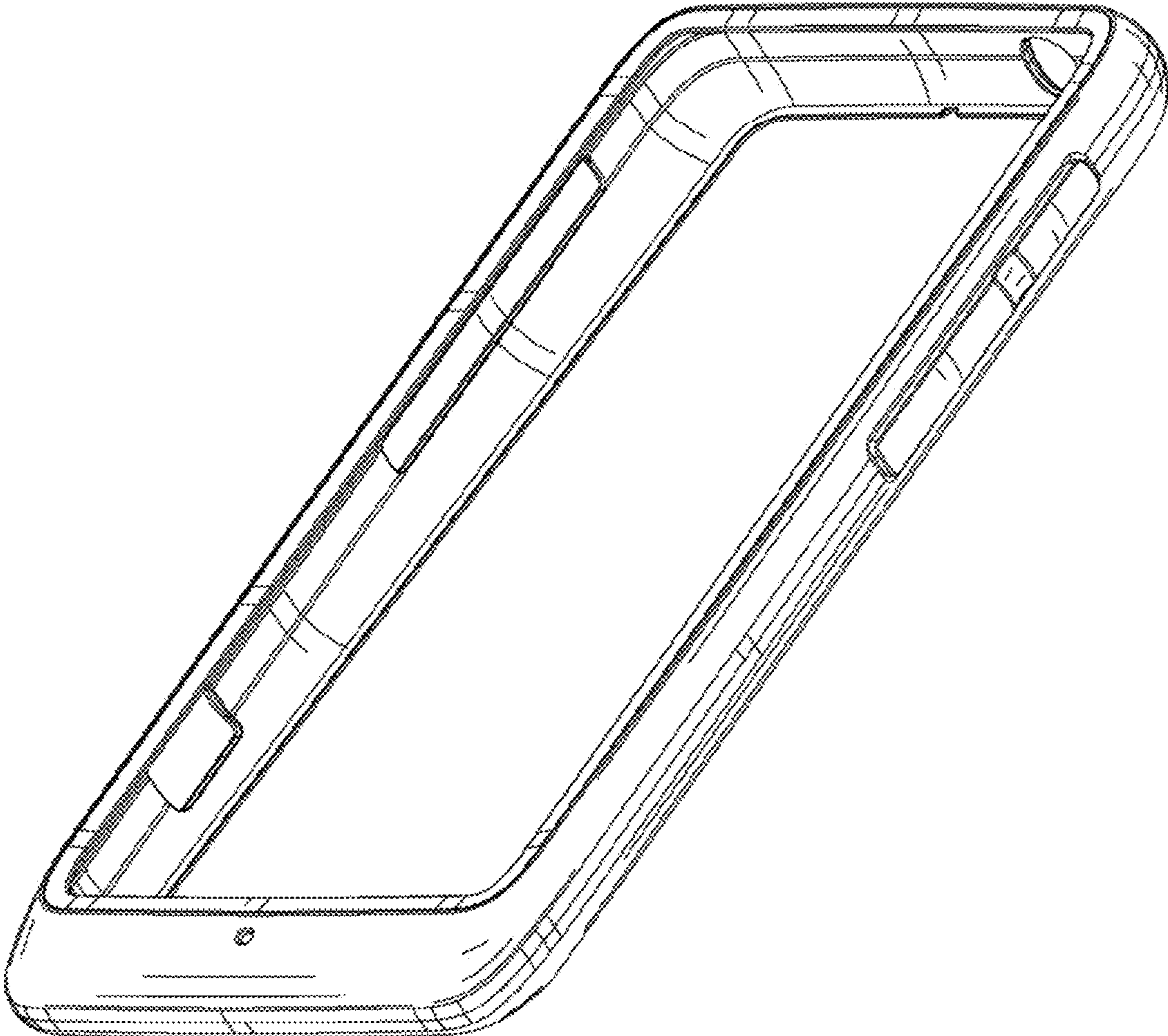


FIG. 9

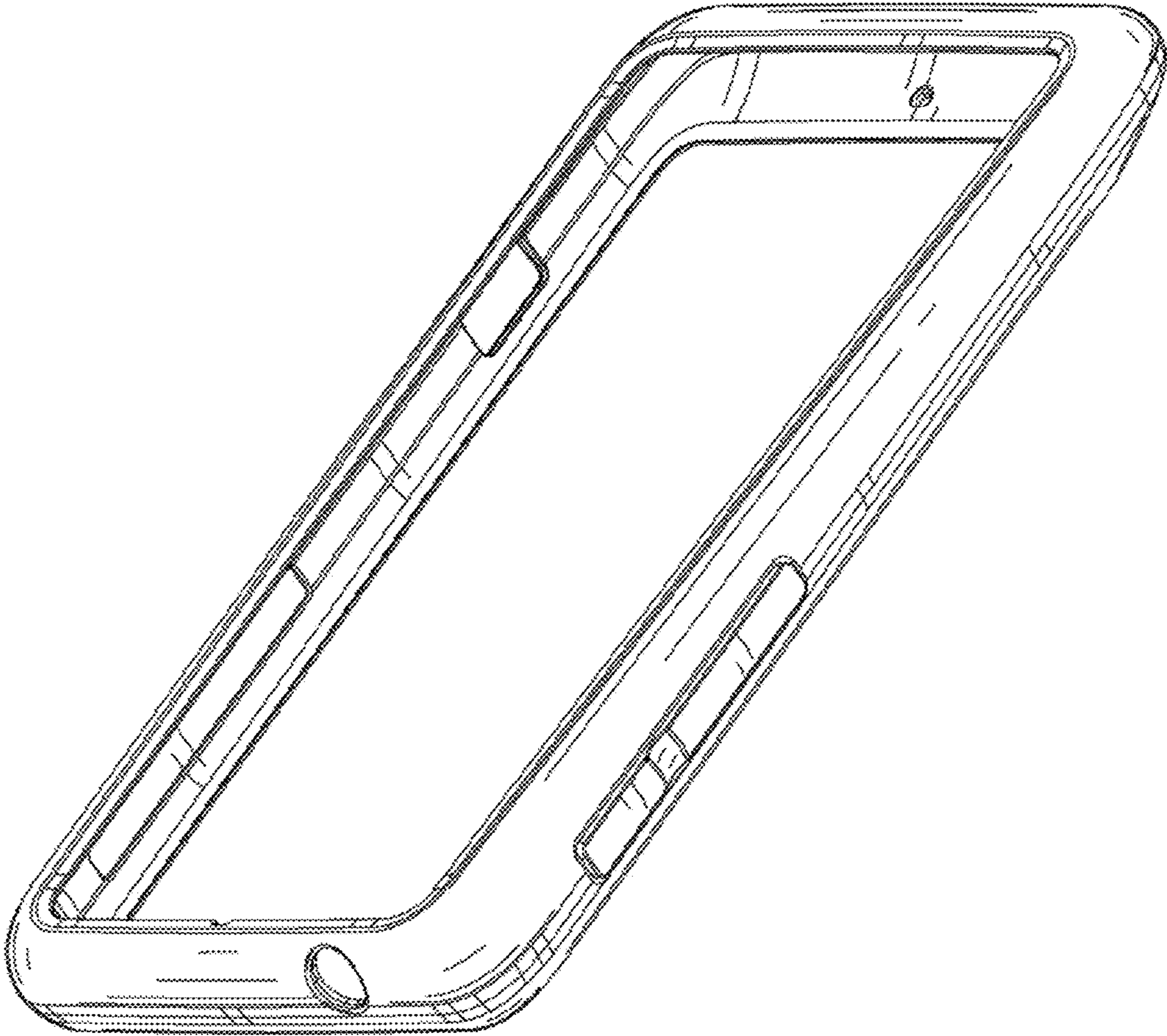


FIG. 10




FIG. 11






FIG. 12






FIG. 13




FIG. 14

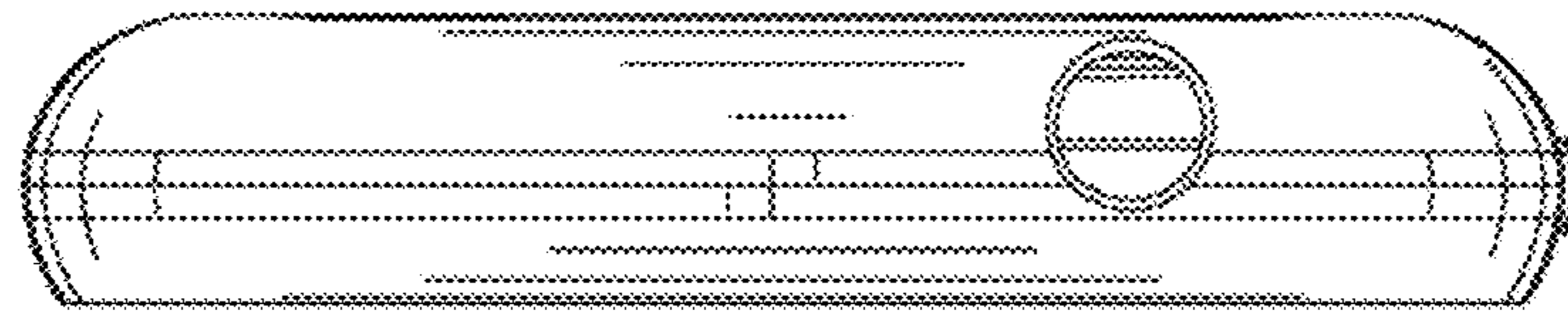


FIG. 15




FIG. 16

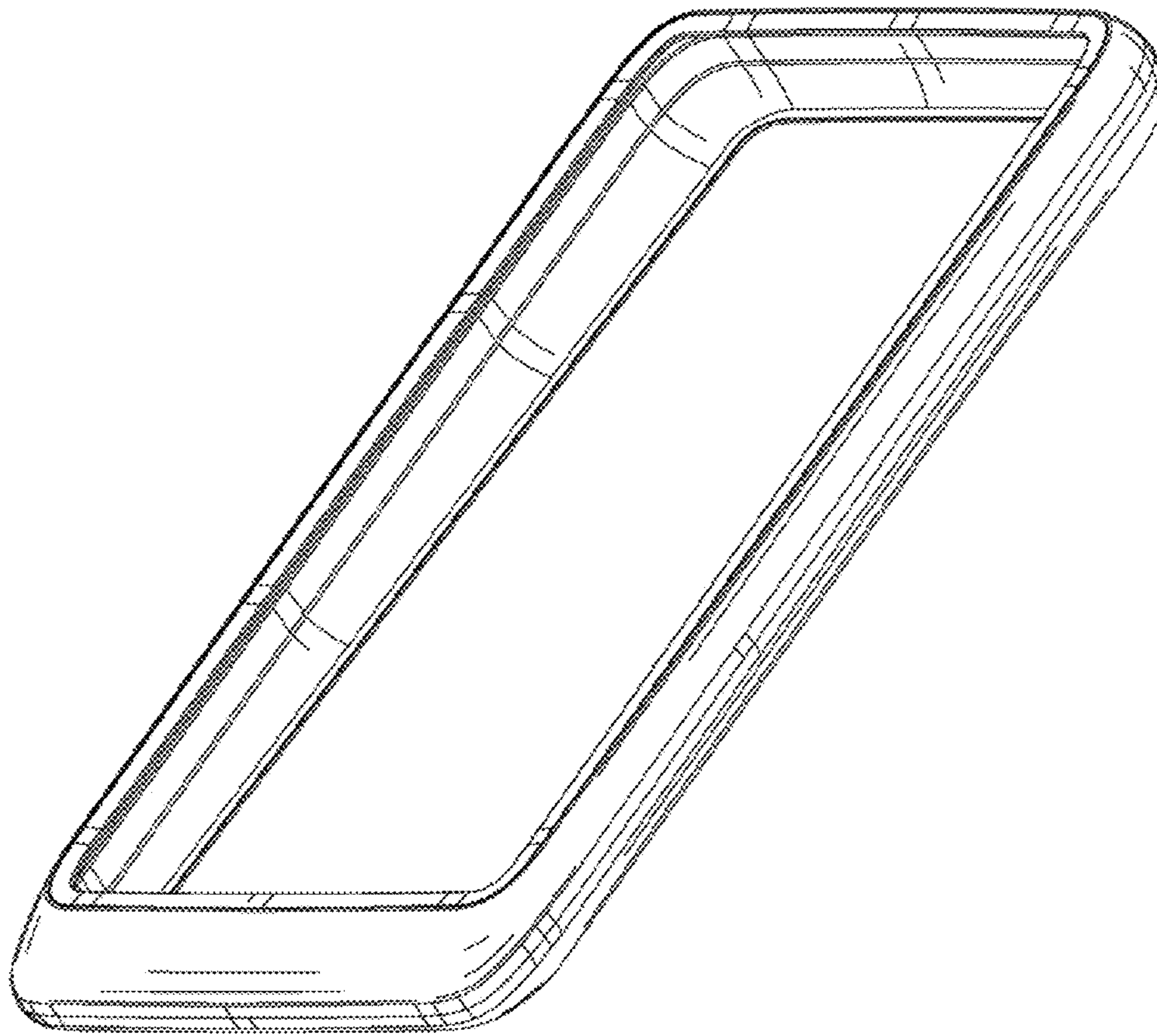


FIG. 17

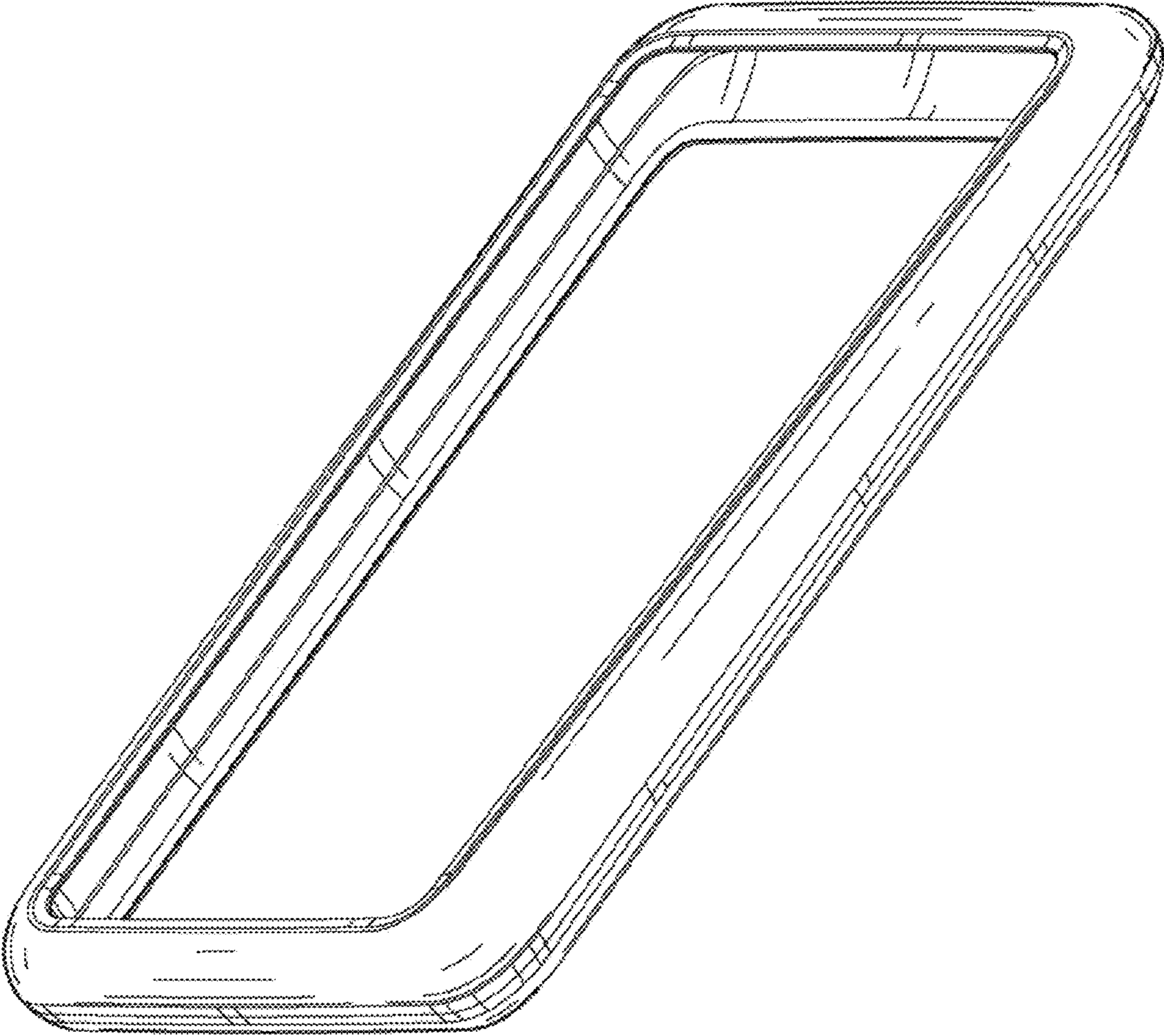


FIG. 18






FIG. 19




FIG. 20




FIG. 21




FIG. 22

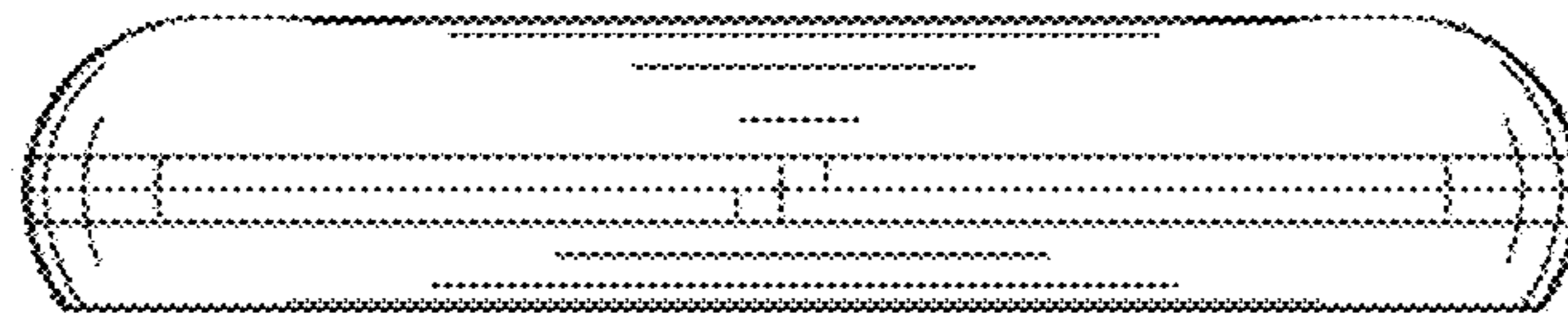


FIG. 23

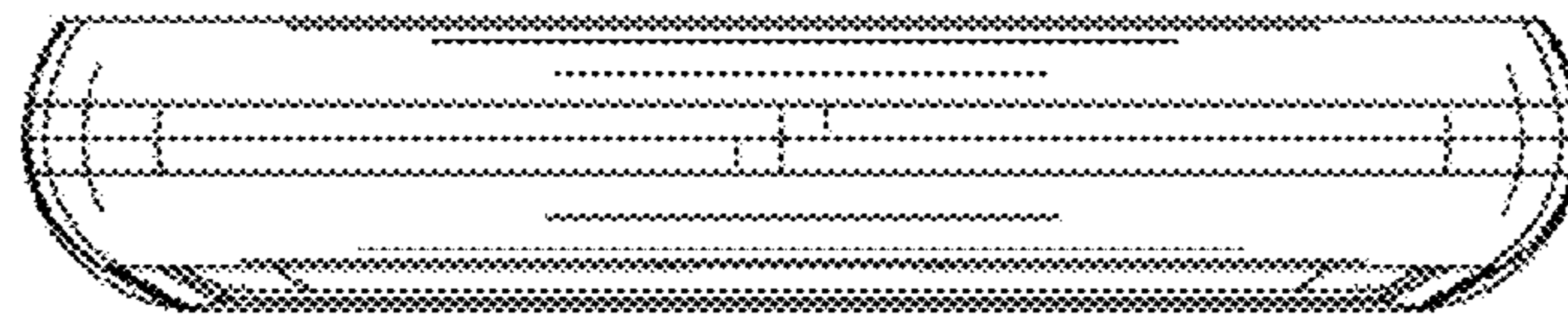


FIG. 24