



US00D703647S

(12) **United States Design Patent**
Kim

(10) **Patent No.:** **US D703,647 S**

(45) **Date of Patent:** **** Apr. 29, 2014**

(54) **SMARTPHONE**

(76) Inventor: **Yong Sun Kim**, Gunsan-si (KR)

(**) Term: **14 Years**

(21) Appl. No.: **29/411,294**

(22) Filed: **Jan. 19, 2012**

(30) **Foreign Application Priority Data**

Jul. 19, 2011 (KR) 30-2011-0029897

(51) **LOC (10) Cl.** **14-03**

(52) **U.S. Cl.**
USPC **D14/250**

(58) **Field of Classification Search**
USPC D14/447, 440, 439, 250, 251, 252, 432;
361/679.56; 220/4.02
See application file for complete search history.

(56) **References Cited**

U.S. PATENT DOCUMENTS

D469,438	S *	1/2003	Corrales	D14/432
D473,562	S *	4/2003	Russell	D14/447
7,542,052	B2 *	6/2009	Solomon et al.	345/659
D609,226	S *	2/2010	Hofer et al.	D14/248
D615,078	S *	5/2010	Bradley	D14/250
7,717,483	B1 *	5/2010	Bombara	294/172
D625,303	S *	10/2010	Kim	D14/250
D641,756	S *	7/2011	Hsieh et al.	D14/440
8,016,107	B2 *	9/2011	Emsky	206/320
D646,266	S *	10/2011	Kim et al.	D14/250
D651,606	S *	1/2012	Luijben	D14/447
D654,069	S *	2/2012	Kwon et al.	D14/250

8,132,670	B1 *	3/2012	Chen	206/320
D659,139	S *	5/2012	Gengler	D14/392
D662,503	S *	6/2012	Akana et al.	D14/439
D664,130	S *	7/2012	Lee	D14/240
D665,809	S *	8/2012	Wang et al.	D14/439
8,245,843	B1 *	8/2012	Wu	206/320
D669,890	S *	10/2012	Hopkins et al.	D14/251
D673,569	S *	1/2013	Smith et al.	D14/440
D673,958	S *	1/2013	Fathollahi	D14/440
D674,803	S *	1/2013	Westrup	D14/440
D674,804	S *	1/2013	Cote	D14/447
D675,210	S *	1/2013	Kim	D14/440
D678,290	S *	3/2013	Smith et al.	D14/440
2010/0289390	A1 *	11/2010	Kenney	312/223.1

* cited by examiner

Primary Examiner — Cynthia Underwood
(74) *Attorney, Agent, or Firm* — Stein IP, LLC

(57) **CLAIM**
The ornamental design for a smartphone, as shown and described.

DESCRIPTION

FIG. 1 is a perspective view of a smartphone showing my new design;
FIG. 2 is a front view thereof;
FIG. 3 is a rear view thereof;
FIG. 4 is a left side view thereof
FIG. 5 is a right side view thereof;
FIG. 6 is a top plan view thereof; and,
FIG. 7 is a bottom plan view thereof.
Broken lines are included for illustrative purposes only and form no part of the claimed design.

1 Claim, 5 Drawing Sheets

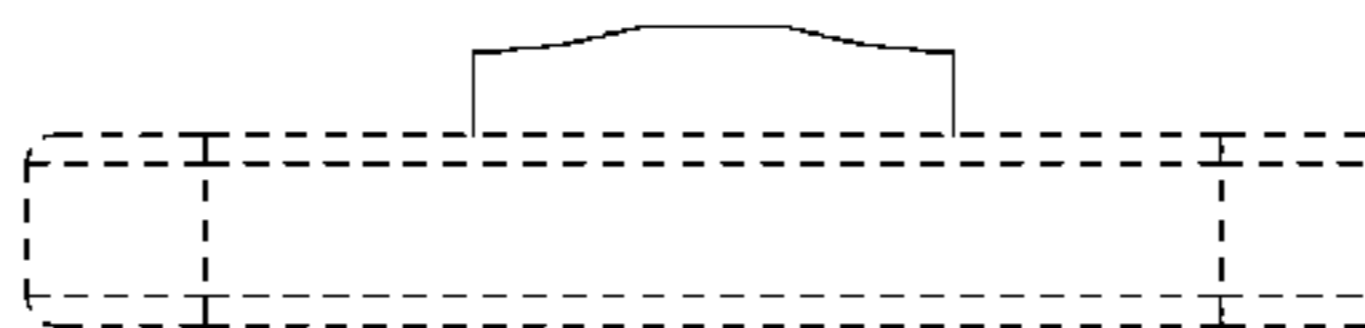
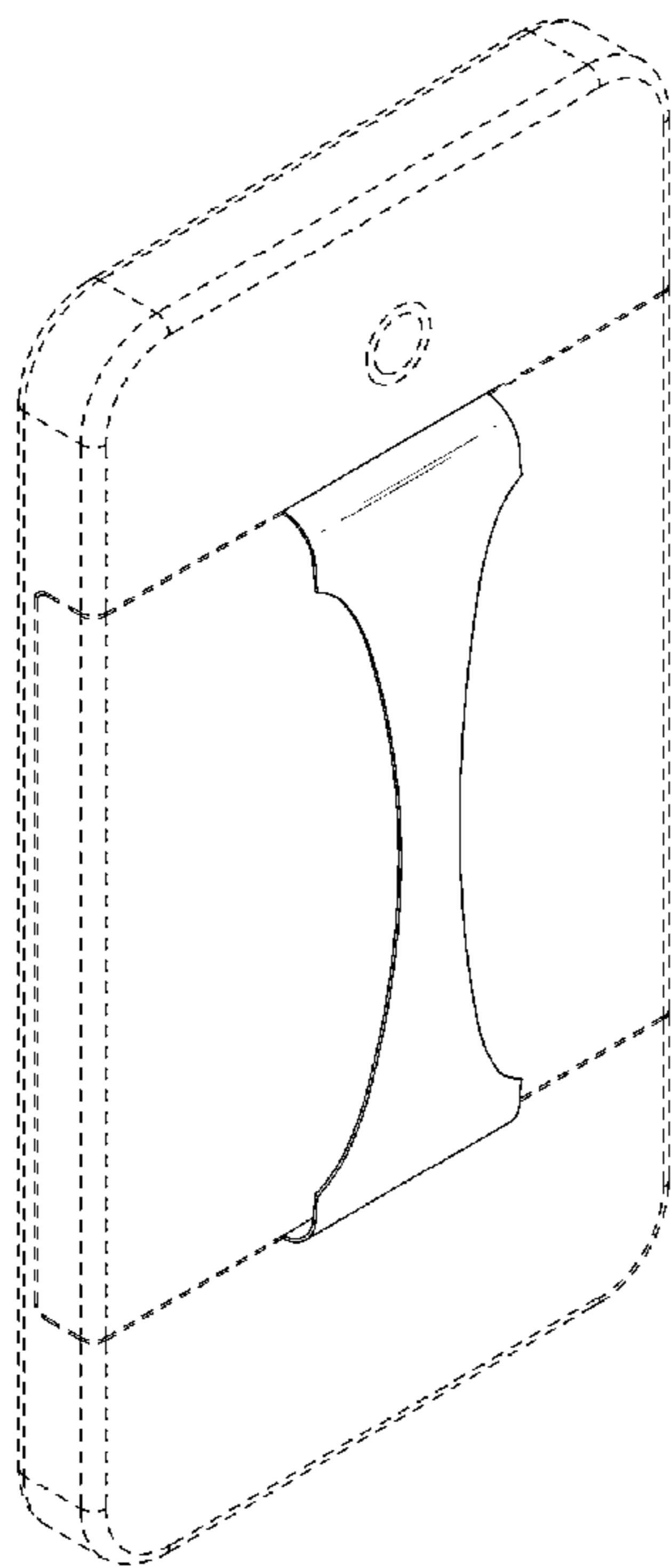


FIG. 1

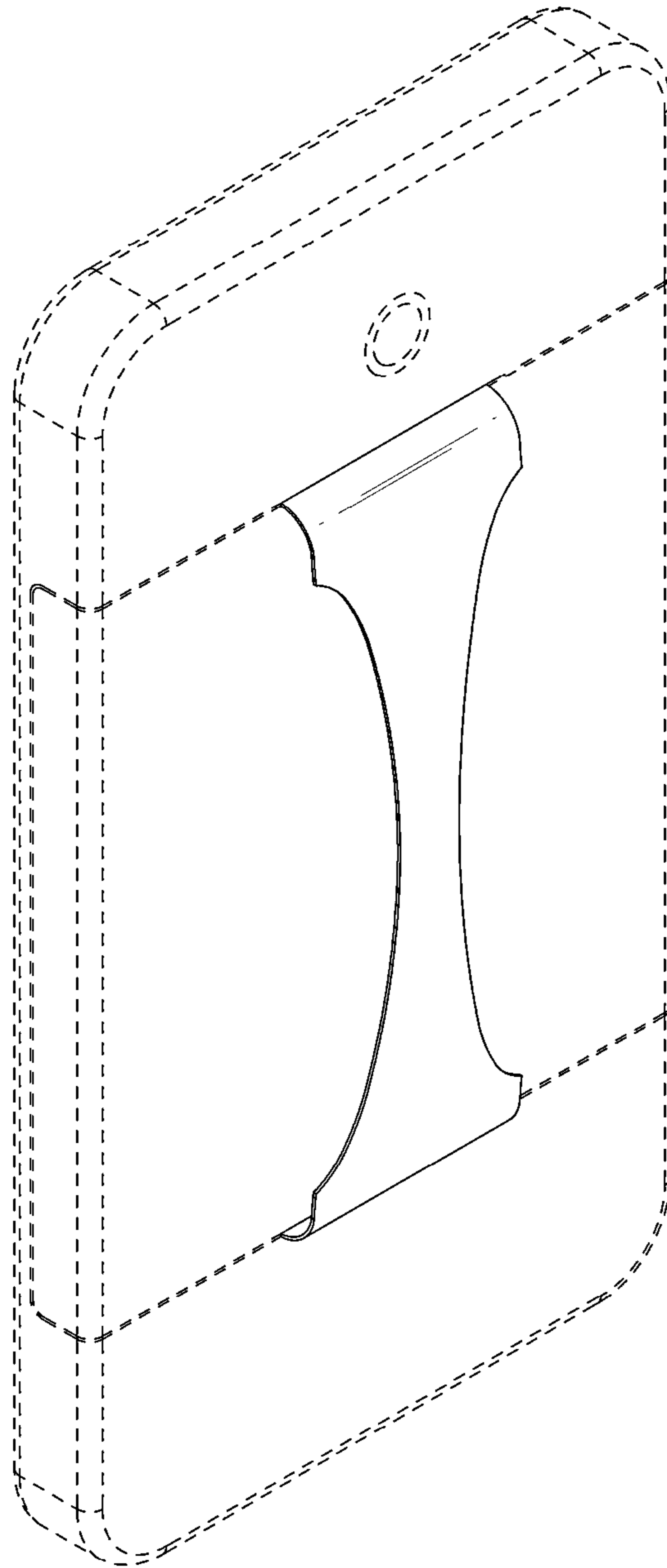


FIG. 2

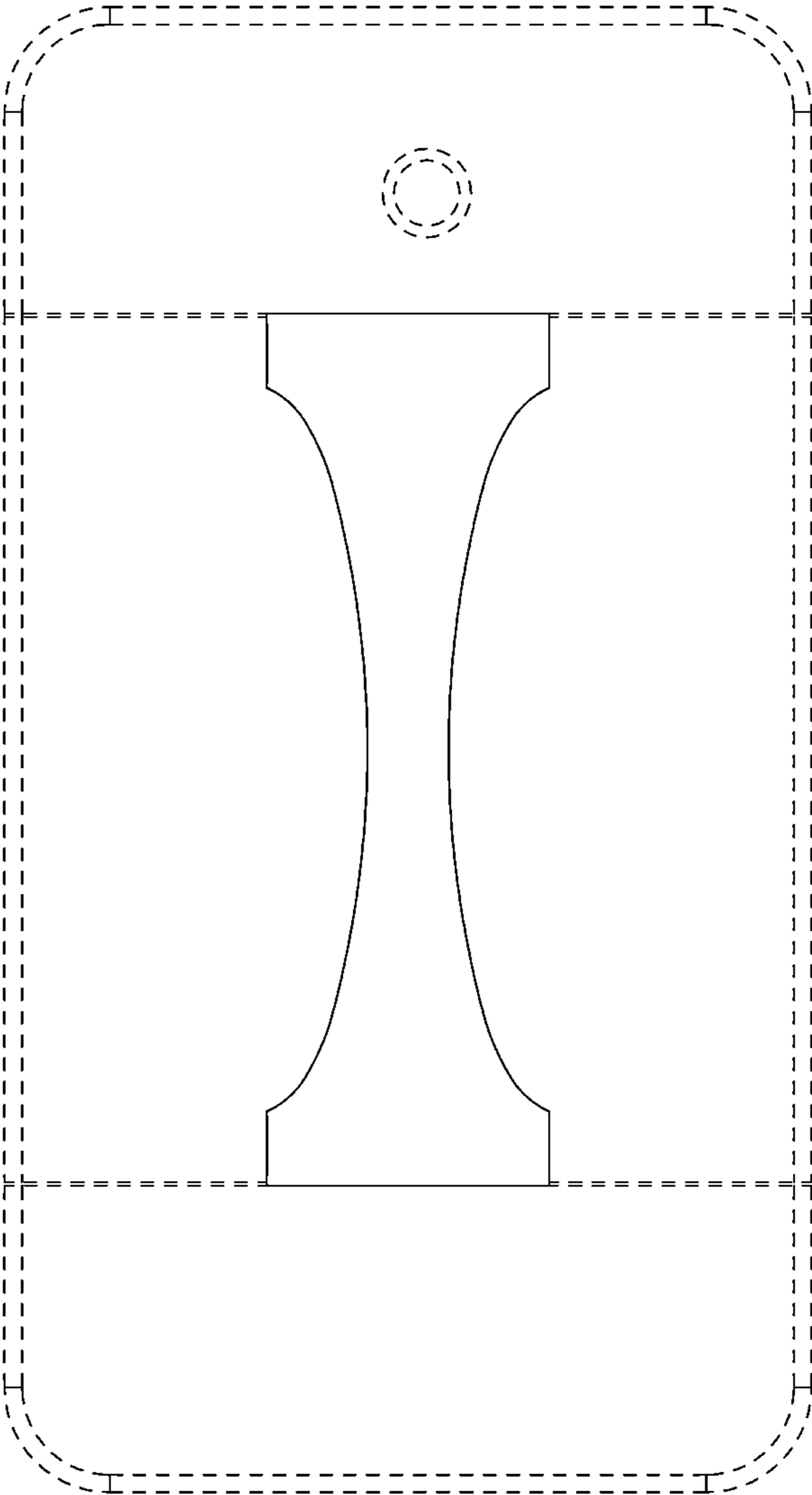


FIG. 3




FIG. 4




FIG. 5

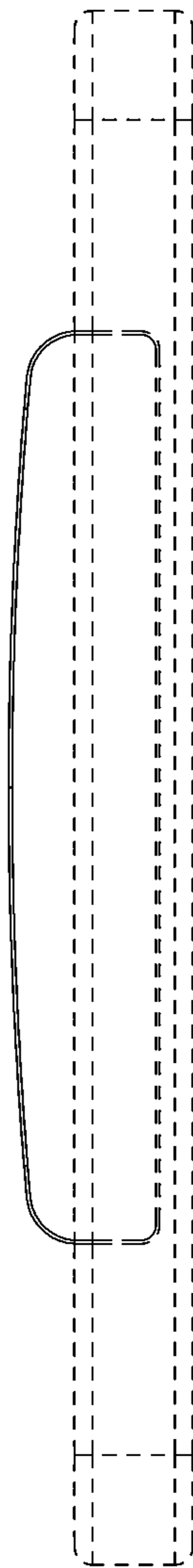


FIG. 6

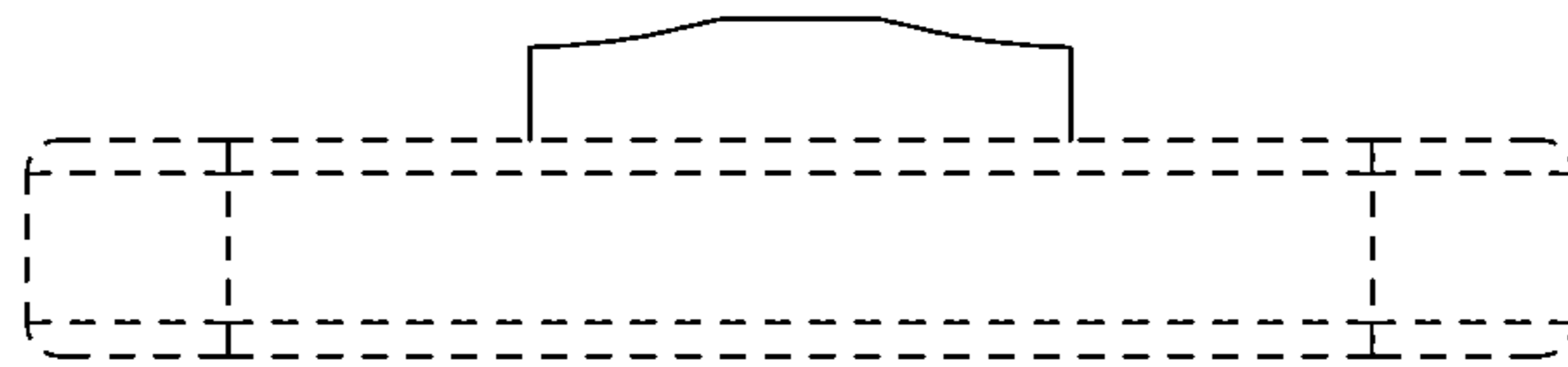


FIG. 7

