



US00D703643S

(12) **United States Design Patent**  
**Badillo et al.**

(10) **Patent No.:** **US D703,643 S**  
(45) **Date of Patent:** **\*\* Apr. 29, 2014**

- (54) **ADAPTER PLATE FOR USE IN MOUNTING AN AUDIO/VISUAL DEVICE OR THE LIKE TO A SURFACE**
- (71) Applicant: **Peerless Industries, Inc.**, Aurora, IL (US)
- (72) Inventors: **Ruben D. Badillo**, Shorewood, IL (US); **Jason A. Kifer**, Aurora, IL (US)
- (73) Assignee: **Peerless Industries, Inc.**, Aurora, IL (US)
- (\*\*) Term: **14 Years**
- (21) Appl. No.: **29/447,614**
- (22) Filed: **Mar. 5, 2013**
- (51) **LOC (10) Cl.** ..... **14-03**
- (52) **U.S. Cl.**  
USPC ..... **D14/247**
- (58) **Field of Classification Search**  
USPC ..... D14/239, 230–238, 354, 299, 358;  
D6/495; D16/242; 343/700 R,  
343/878–892; 455/561; D8/354  
See application file for complete search history.

- D530,187 S \* 10/2006 Esbaugh ..... D8/354
- D534,904 S 1/2007 Crawford
- D542,628 S 5/2007 Brassard
- D558,560 S 1/2008 Ciungan
- D558,561 S 1/2008 Ciungan
- D558,562 S 1/2008 Ciungan et al.
- D558,563 S 1/2008 Ciungan
- D558,564 S 1/2008 Ciungan
- D559,087 S 1/2008 Ciungan
- D559,088 S 1/2008 Ciungan

(Continued)

**OTHER PUBLICATIONS**

U.S. Appl. No. 29/447,588, filed Mar. 5, 2013, Ruben D. Badillo.

(Continued)

*Primary Examiner* — Randall Gholson

(74) *Attorney, Agent, or Firm* — Foley & Lardner LLP

(57) **CLAIM**

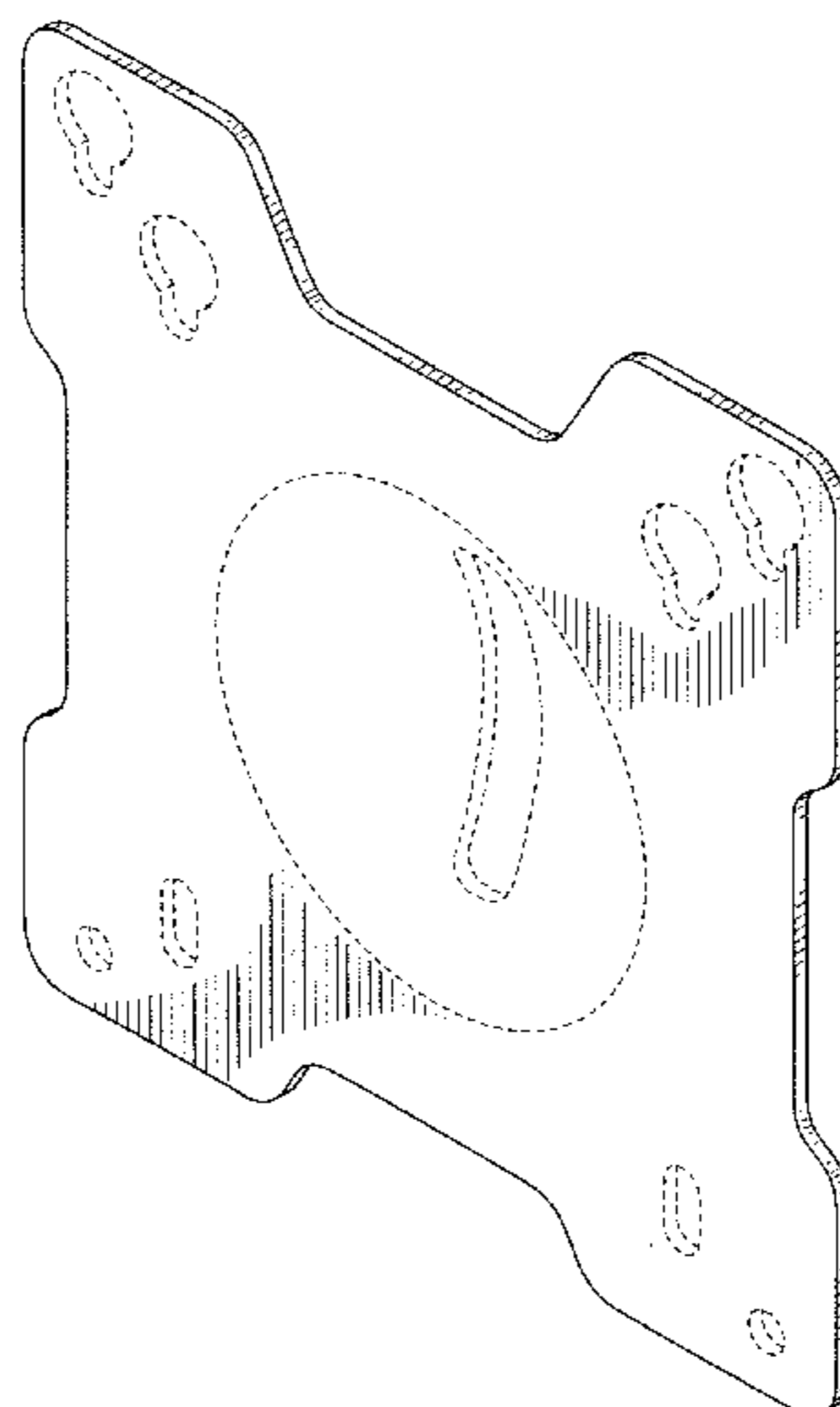
We claim the ornamental design for an adapter plate for use in mounting an audio/visual device or the like to a surface, as shown and described.

**DESCRIPTION**

FIG. 1 is an isometric view of the claimed design.  
 FIG. 2 is a front elevational view of the claimed design of FIG. 1.  
 FIG. 3 is a rear elevational view of the claimed design of FIG. 1.  
 FIG. 4 is a top plan view of the claimed design of FIG. 1  
 FIG. 5 is a bottom plan view of the claimed design of FIG. 1; and,  
 FIG. 6 is a left side elevational view of the claimed design of FIG. 1, the right side elevational view being a mirror image thereof.  
 The broken lines in the drawings are included for the purpose of illustrating subject matter that forms no part of the claimed design.

**1 Claim, 5 Drawing Sheets**

- (56) **References Cited**  
U.S. PATENT DOCUMENTS
- D311,126 S 10/1990 Crowley
- D329,192 S 9/1992 Susac
- 5,263,676 A 11/1993 Medlin, Jr. et al.
- D371,506 S \* 7/1996 Nofziger ..... D8/354
- D420,273 S \* 2/2000 Rich et al. .... D8/354
- D427,888 S 7/2000 Hannon
- D480,948 S \* 10/2003 Patrizzi et al. .... D8/373
- D488,708 S 4/2004 Lam et al.
- D489,599 S 5/2004 Lam
- D502,895 S \* 3/2005 Matthies ..... D12/114
- D505,858 S 6/2005 O'Keene
- 7,028,961 B1 4/2006 Dittmer et al.



(56)

**References Cited**

U.S. PATENT DOCUMENTS

D560,677 S 1/2008 Wohlford et al.  
 D561,749 S \* 2/2008 Sculler et al. .... D14/239  
 D562,113 S 2/2008 Ciungan et al.  
 D564,864 S \* 3/2008 Johnson et al. .... D8/354  
 7,404,535 B2 7/2008 Mossman et al.  
 D588,067 S 3/2009 Seropian  
 D593,104 S 5/2009 Gillespie  
 7,641,163 B2 1/2010 O'Keene  
 7,753,332 B2 7/2010 O'Keene  
 D627,579 S 11/2010 Gillespie  
 7,832,700 B2 11/2010 Ciungan  
 D628,566 S 12/2010 Molter  
 7,866,621 B1 1/2011 Walters  
 D634,946 S 3/2011 Gillespie  
 D637,897 S 5/2011 Tedesco et al.  
 D638,023 S 5/2011 Skull et al.  
 D646,685 S 10/2011 Skull et al.  
 8,028,964 B2 10/2011 Monaco

D652,411 S \* 1/2012 Crawford et al. .... D14/238  
 8,157,233 B2 4/2012 O'Keene  
 D662,103 S 6/2012 Brandt  
 D662,104 S 6/2012 Brandt  
 8,196,760 B1 6/2012 Gillespie  
 D666,207 S 8/2012 Brandt  
 8,251,325 B2 8/2012 Molter  
 D670,155 S \* 11/2012 Krohmer et al. .... D8/356  
 D684,146 S \* 6/2013 Stifal ..... D14/239

OTHER PUBLICATIONS

U.S. Appl. No. 29/447,617, filed Mar. 5, 2013, Ruben D. Badillo.  
 U.S. Appl. No. 13/785,901, filed Mar. 5, 2003, Jason A. Kifer.  
 Munari prodotti, I prodotti della collezione "M-Line", [http://www.munari.it/vedit/15/elenco\\_prodotti.aso?pagina=1669&col-lezione=15](http://www.munari.it/vedit/15/elenco_prodotti.aso?pagina=1669&col-lezione=15), Jan. 11, 2013, 3 pages.  
 2010 Autumn Edition Loctek, Locktek Visual Technology Corp., [www.loctek.com](http://www.loctek.com), pp. 10, 21, 25-34, 44, 57-58, 69-75 and 77.

\* cited by examiner

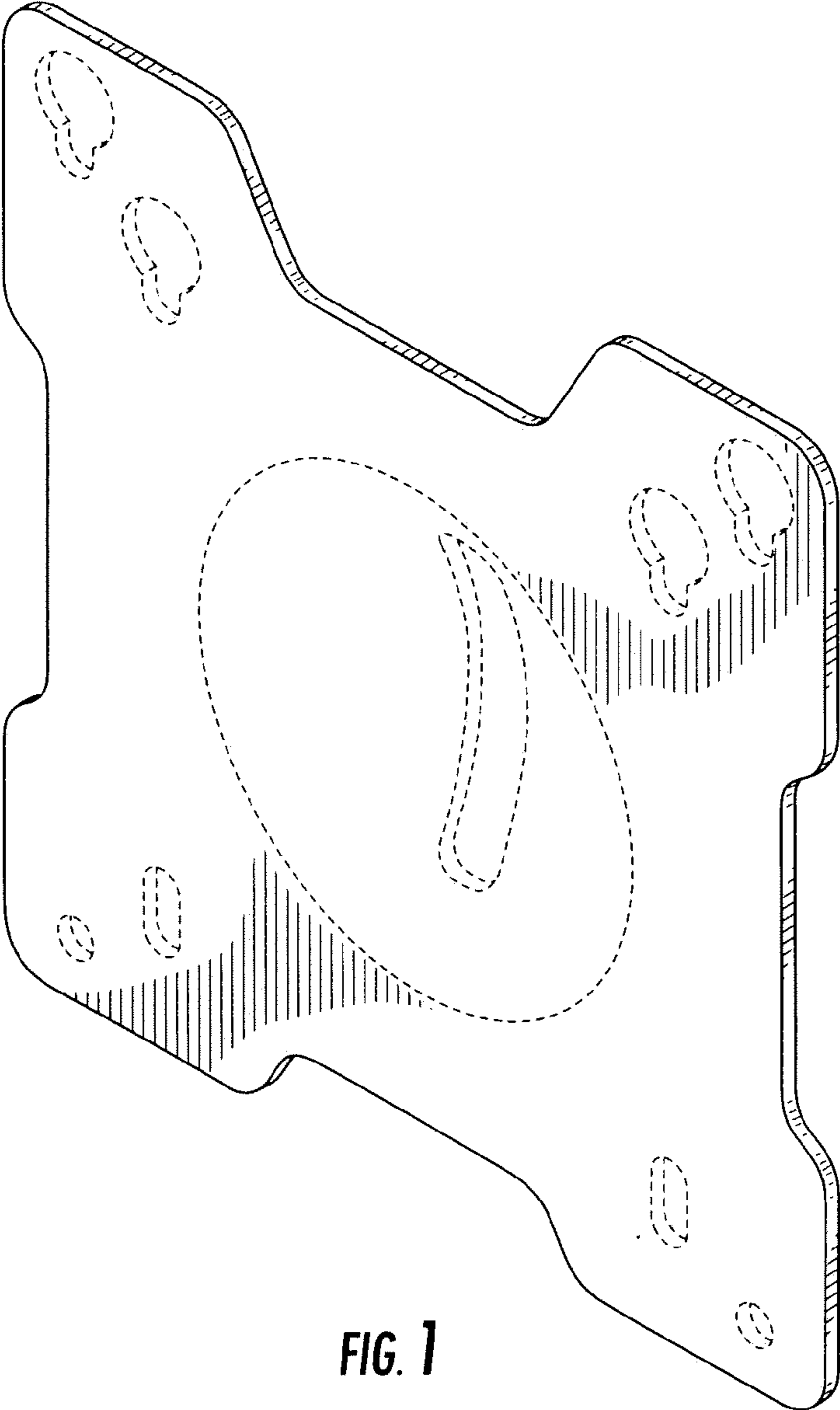


FIG. 1

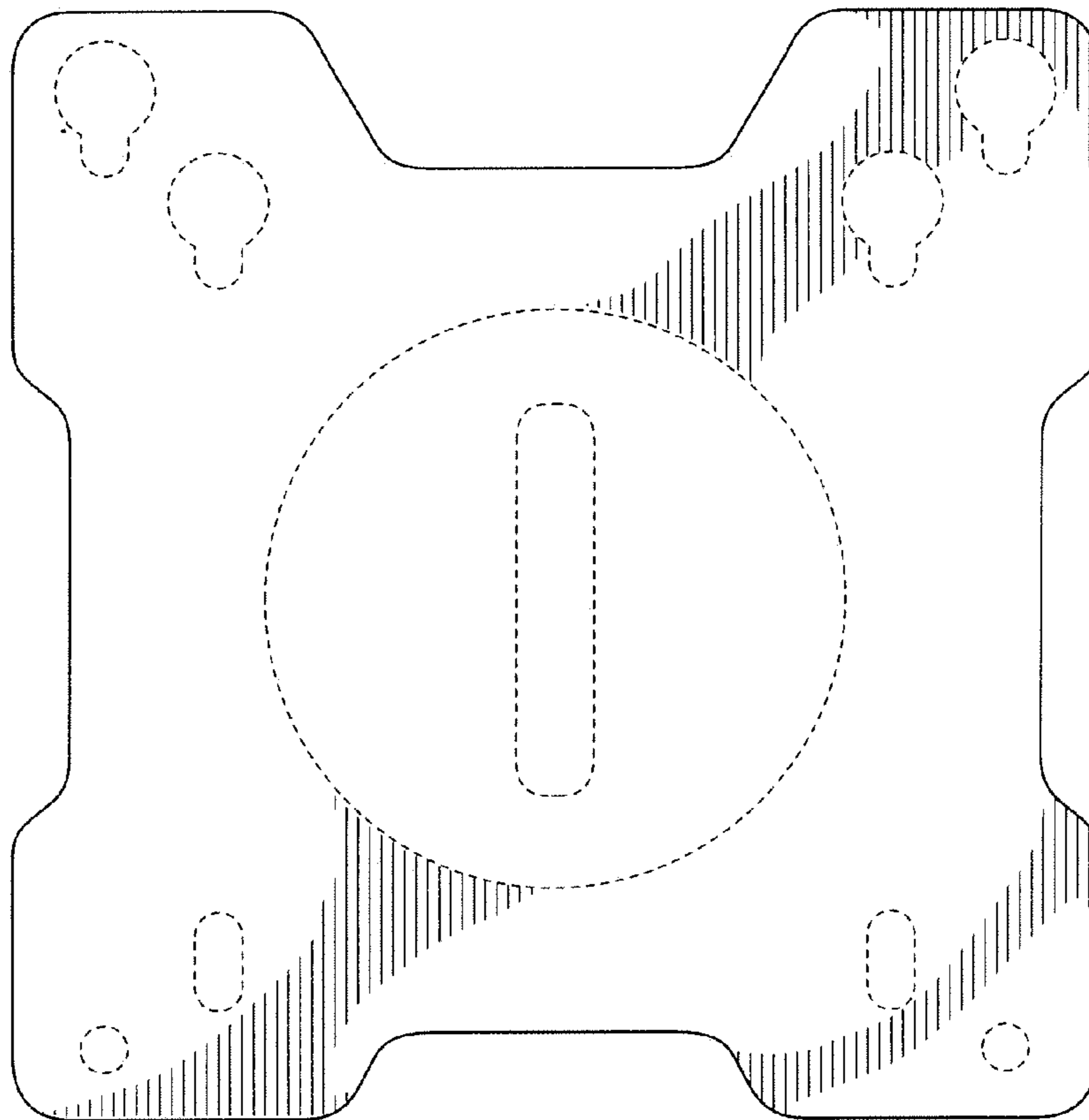


FIG. 2

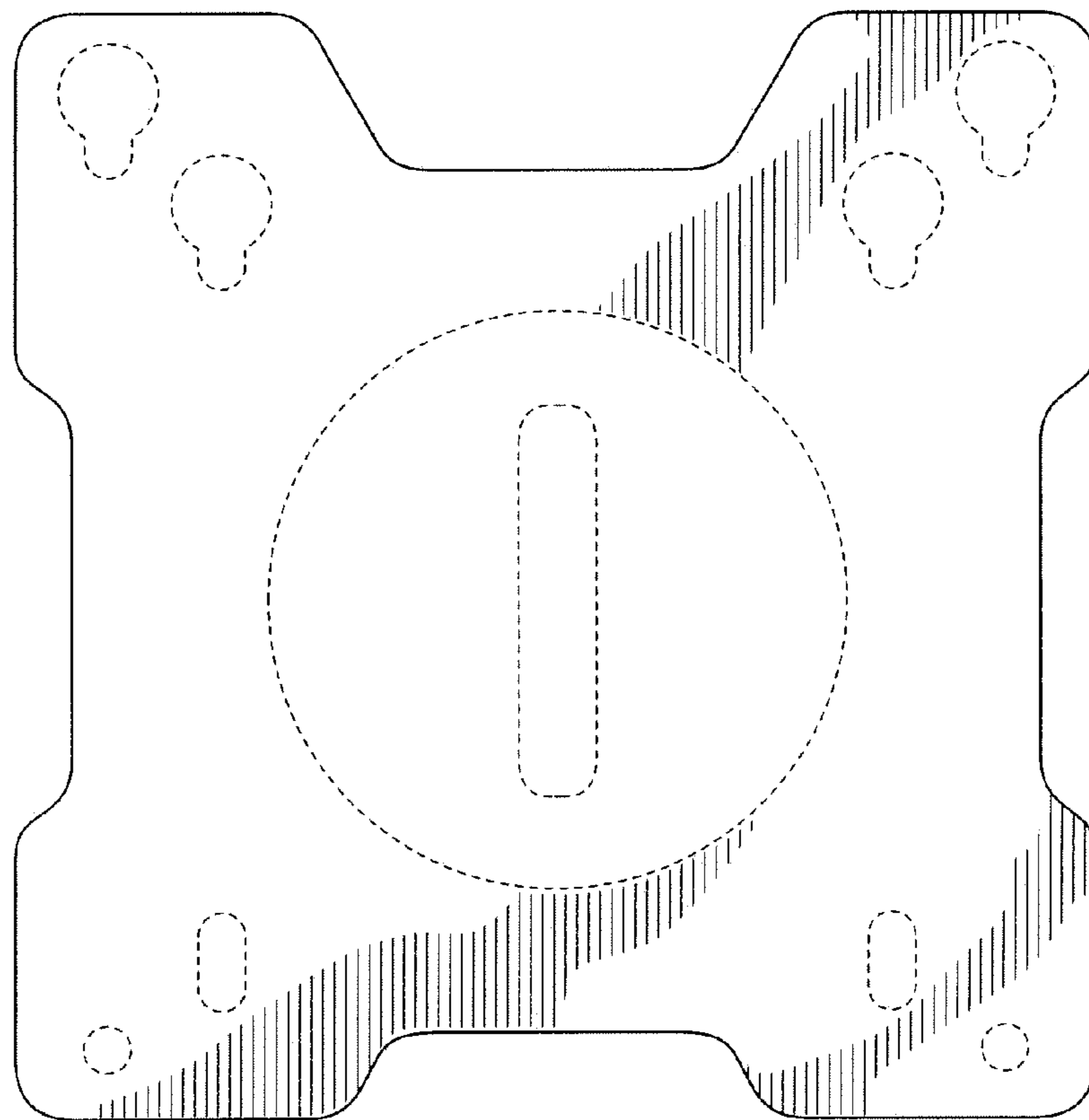


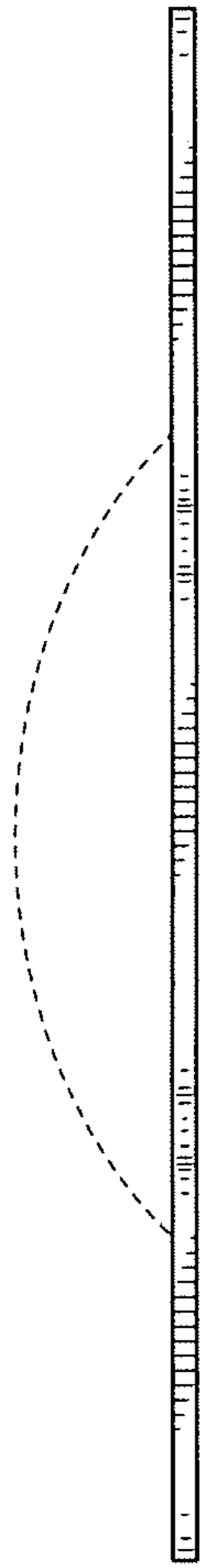
FIG. 3



FIG. 4



FIG. 5



**FIG. 6**