



US00D703638S

(12) **United States Design Patent**
Ueno et al.

(10) **Patent No.:** **US D703,638 S**
(45) **Date of Patent:** **** Apr. 29, 2014**

(54) **ANTENNA FOR AN AUTOMOBILE**

(71) Applicants: **Kenji Ueno**, Toyota (JP); **Hiroaki Hakamata**, Toyota (JP)

(72) Inventors: **Kenji Ueno**, Toyota (JP); **Hiroaki Hakamata**, Toyota (JP)

(73) Assignee: **Toyota Jidosha Kabushiki Kaisha**, Toyota-shi, Aichi-ken (JP)

(**) Term: **14 Years**

(21) Appl. No.: **29/444,128**

(22) Filed: **Jan. 25, 2013**

(30) **Foreign Application Priority Data**

Jul. 27, 2012 (JP) 2012-017852

(51) **LOC (10) Cl.** **14-03**

(52) **U.S. Cl.**
USPC **D14/230**

(58) **Field of Classification Search**
USPC D14/230-238, 299, 358, 138;
343/700 R-705, 711-713, 819,
343/871-908, 795, 840, 841, 846;
455/90.2, 90.3, 91, 128, 269, 345,
455/562.1, 575.9; D12/42, 43
See application file for complete search history.

(56) **References Cited**

U.S. PATENT DOCUMENTS

D465,480 S * 11/2002 Boyer D14/230
D544,470 S * 6/2007 Markefka D14/230
D551,220 S * 9/2007 Noro et al. D14/230

D581,909 S * 12/2008 Jeong D14/230
D603,375 S * 11/2009 Jeong D14/218
D675,601 S * 2/2013 Huet D14/230
D681,018 S * 4/2013 Hakamata D14/230
D686,598 S * 7/2013 Yanagisawa et al. D14/230
2006/0227057 A1* 10/2006 Lu 343/713
2006/0273968 A1* 12/2006 Noro 343/713

OTHER PUBLICATIONS

Newcarshow.com; http://www.netcarshow.com/bmw/2012-1-series_urban_line/800x600/wallpaper_7a.htm; Mfg.: BMW; Model: BMW 1-Series Urban Line (2012); available on at least Jan. 24, 2012.
Newcarshow.com; http://netcarrshow.com/bmw/2009-7-series/800x600/wallpaper_13.htm; Mfg.: BMW; Model: BMW 7-Series (2009); available on at least Jan. 24, 2012.

* cited by examiner

Primary Examiner — John Windmuller

(74) *Attorney, Agent, or Firm* — Finnegan, Henderson, Farabow, Garrett & Dunner, LLP



(57) **CLAIM**

The ornamental design for an antenna for an automobile, as shown and Described.

DESCRIPTION

FIG. 1 is a perspective view of an antenna for an automobile showing our new design;
FIG. 2 is a front view thereof;
FIG. 3 is a rear view thereof;
FIG. 4 is a left side elevation view thereof;
FIG. 5 is a right side elevation view thereof; and,
FIG. 6 is a top plan view thereof.

1 Claim, 4 Drawing Sheets






FIG. 1




FIG. 2




FIG. 3




FIG. 4




FIG. 5




FIG. 6

UNITED STATES PATENT AND TRADEMARK OFFICE
CERTIFICATE OF CORRECTION

PATENT NO. : D703,638 S
APPLICATION NO. : 29/444128
DATED : April 29, 2014
INVENTOR(S) : Kenji Ueno et al.

Page 1 of 1

It is certified that error appears in the above-identified patent and that said Letters Patent is hereby corrected as shown below:

On the Title Page

After the FIG. 6 description, insert the following language in a separate paragraph:

--The bottom view forms no part of the claimed design.--

Signed and Sealed this
Fourth Day of November, 2014



Michelle K. Lee
Deputy Director of the United States Patent and Trademark Office