



US00D703637S

(12) **United States Design Patent**
Kim et al.

(10) **Patent No.:** **US D703,637 S**
(45) **Date of Patent:** **** Apr. 29, 2014**

(54) **REMOTE CONTROLLER**

(71) Applicant: **Samsung Electronics Co., Ltd.**,
Suwon-Si (KR)
(72) Inventors: **Yun-Su Kim**, Seoul (KR); **Jung-Hoon Kim**, Seoul (KR); **Jong-Hyun Shin**, Seoul (KR); **Hyo-Jin Nam**, Sungnam-Si (KR)

(73) Assignee: **Samsung Electronics Co., Ltd.**,
Suwon-Si (KR)

(**) Term: **14 Years**

(21) Appl. No.: **29/464,821**

(22) Filed: **Aug. 21, 2013**

(30) **Foreign Application Priority Data**

Feb. 22, 2013 (KR) 30-2013-0009202

(51) **LOC (10) Cl.** **14-03**

(52) **U.S. Cl.**
USPC **D14/218**

(58) **Field of Classification Search**
USPC D14/218, 455; D13/168; D21/566;
D10/104, 106; 345/169; 348/14.05,
348/114, 211.99, 734; 340/825.24; 341/22;
455/92, 95, 128, 151.1-151.4, 352,
455/355, FOR. 121; 700/65
See application file for complete search history.

(56) **References Cited**

U.S. PATENT DOCUMENTS

5,590,831 A * 1/1997 Manson et al. 236/51
D451,891 S * 12/2001 Noonan et al. D13/168
D531,964 S * 11/2006 Peh D13/168
D555,107 S * 11/2007 Choi et al. D13/168
D559,201 S * 1/2008 Oh et al. D13/168
D559,202 S * 1/2008 Sim et al. D13/168
D560,230 S * 1/2008 Yagi D14/496

D607,846 S * 1/2010 Daniels D13/168
D617,747 S * 6/2010 Kobes et al. D13/168
D619,107 S * 7/2010 Giugiaro D13/168
D625,276 S * 10/2010 Won et al. D13/168
D626,531 S * 11/2010 Farmer et al. D14/218
D631,853 S * 2/2011 Choi et al. D13/168
D647,882 S * 11/2011 Kim et al. D14/218
D647,883 S * 11/2011 Kim et al. D14/218
D648,285 S * 11/2011 Kashimoto D13/168
D653,221 S * 1/2012 Kashimoto D13/168
D656,487 S * 3/2012 Corsini et al. D14/218
D657,754 S * 4/2012 Kashimoto D13/168
D663,287 S * 7/2012 Kim et al. D14/218
D667,797 S * 9/2012 Saitou D13/168
D678,234 S * 3/2013 Chung D14/138 G
D680,973 S * 4/2013 Nakai D13/168
D690,279 S * 9/2013 Lee D14/138 G
D693,778 S * 11/2013 Sakai et al. D13/168

* cited by examiner

Primary Examiner — John Windmuller

(74) *Attorney, Agent, or Firm* — NSIP Law

(57) **CLAIM**

The ornamental design for a remote controller, as shown and described.

DESCRIPTION

FIG. 1 is a perspective view of a remote controller, showing our new design;
FIG. 2 is a front view thereof;
FIG. 3 is a rear view thereof;
FIG. 4 is a left-side view thereof;
FIG. 5 is a right-side view thereof;
FIG. 6 is a top view thereof;
FIG. 7 is a bottom view thereof; and,
FIG. 8 is another perspective view of the remote controller shown in an example environment.
The broken lines are for illustrative purposes only and form no part of the claimed design.
The shade lines in the figures show contour and not surface ornamentation.

1 Claim, 6 Drawing Sheets

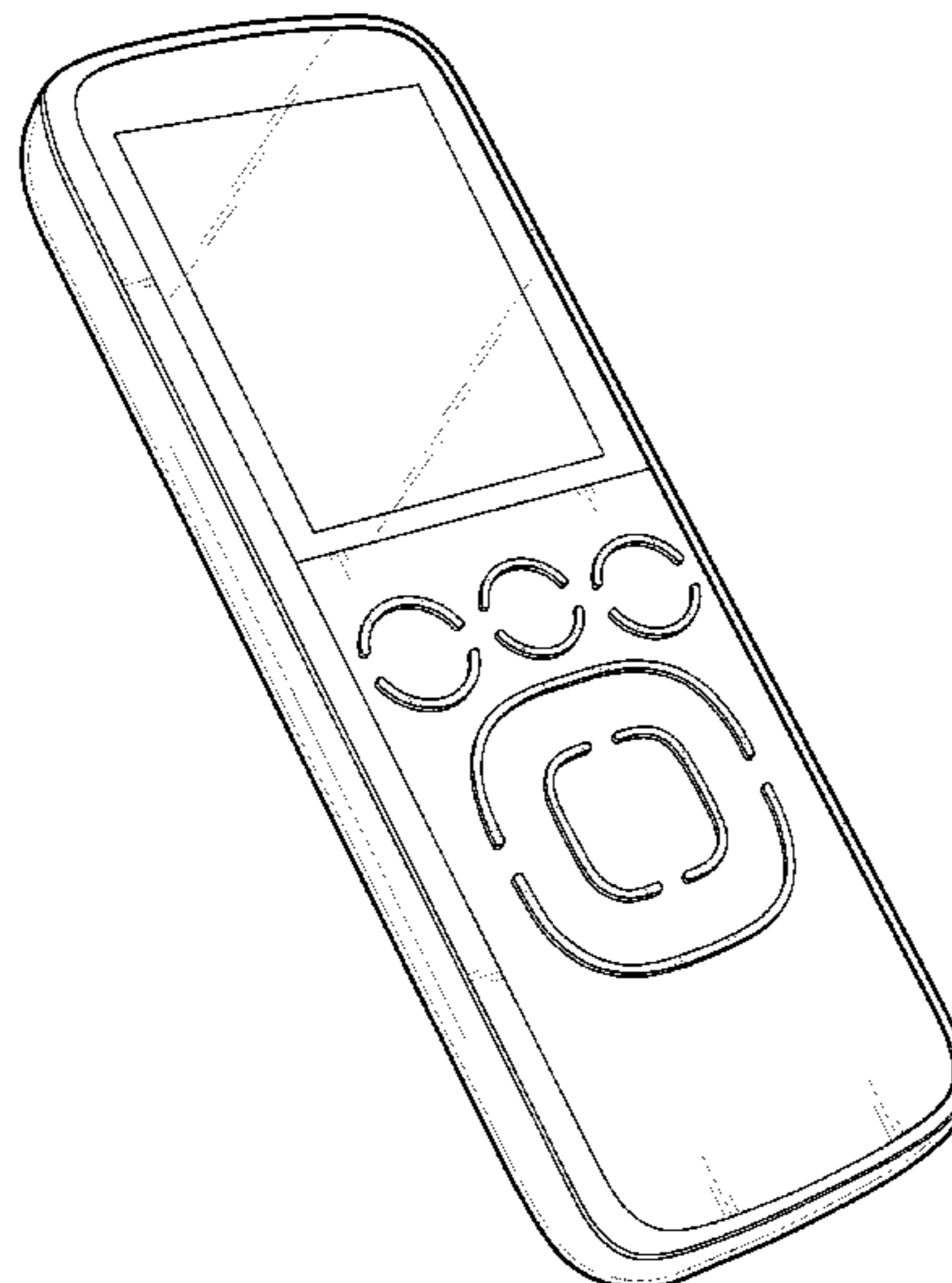


FIG. 1

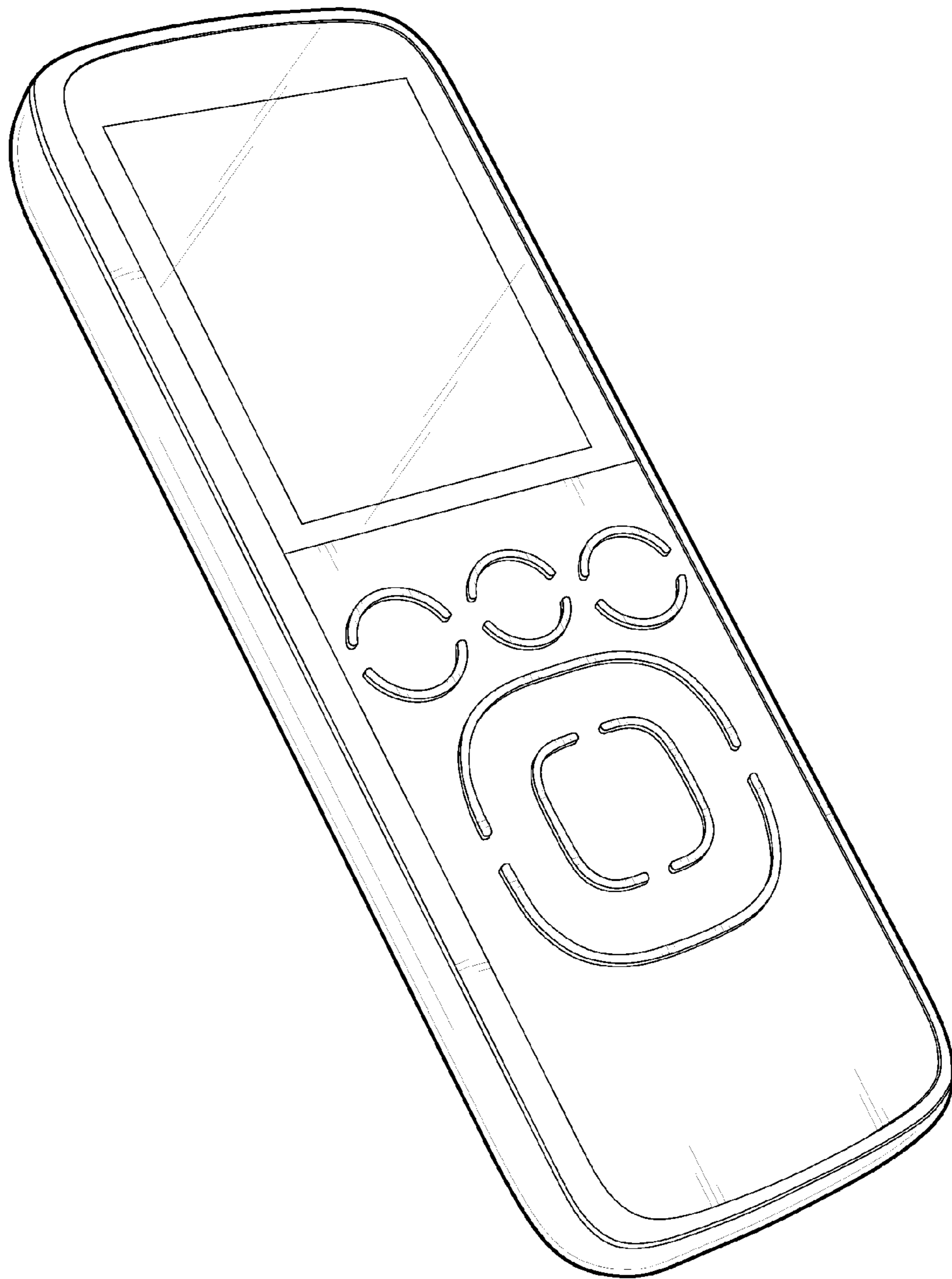


FIG. 2

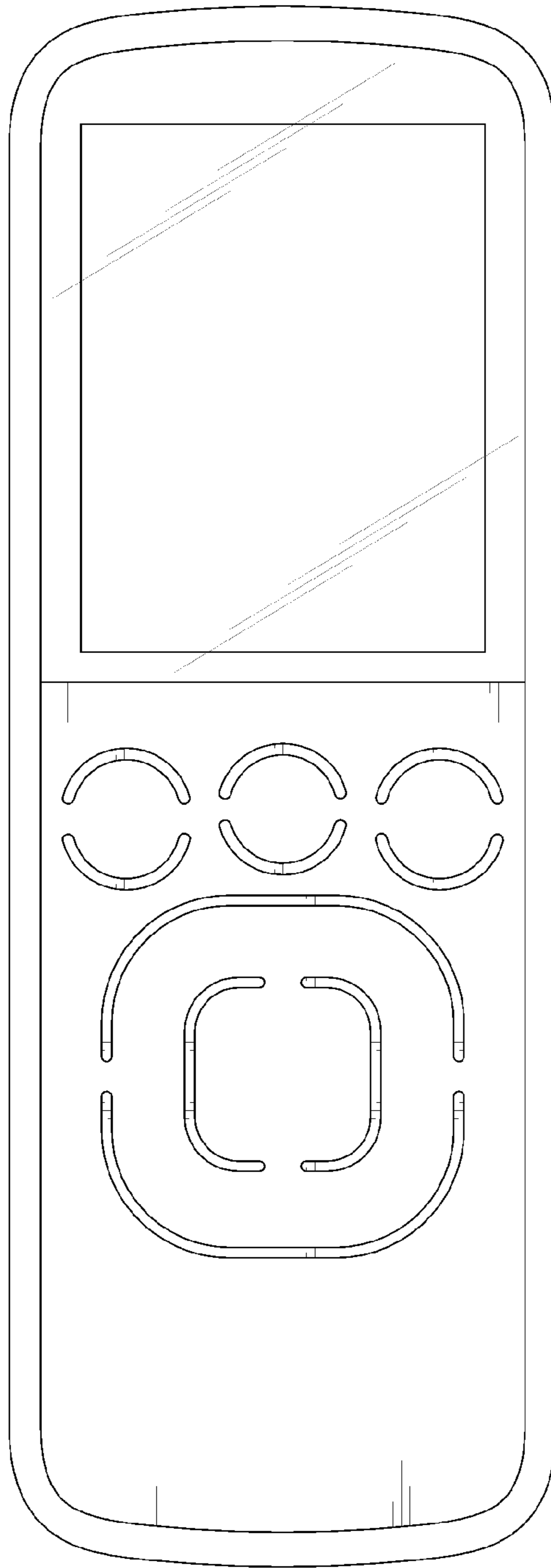


FIG. 3




FIG. 4

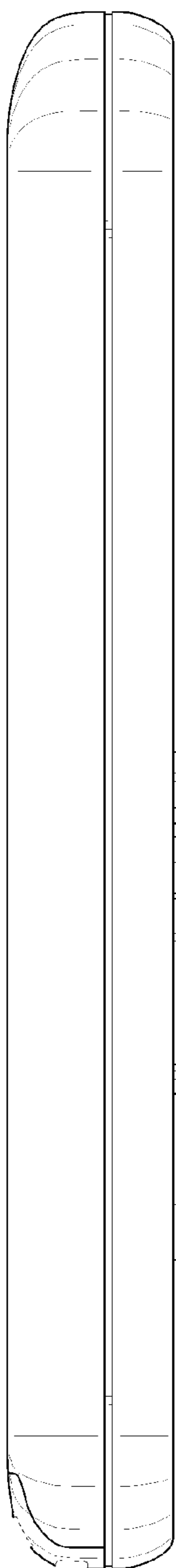


FIG. 5

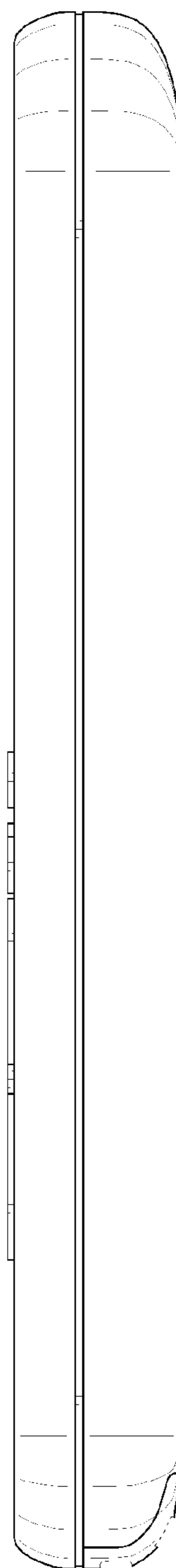


FIG. 6

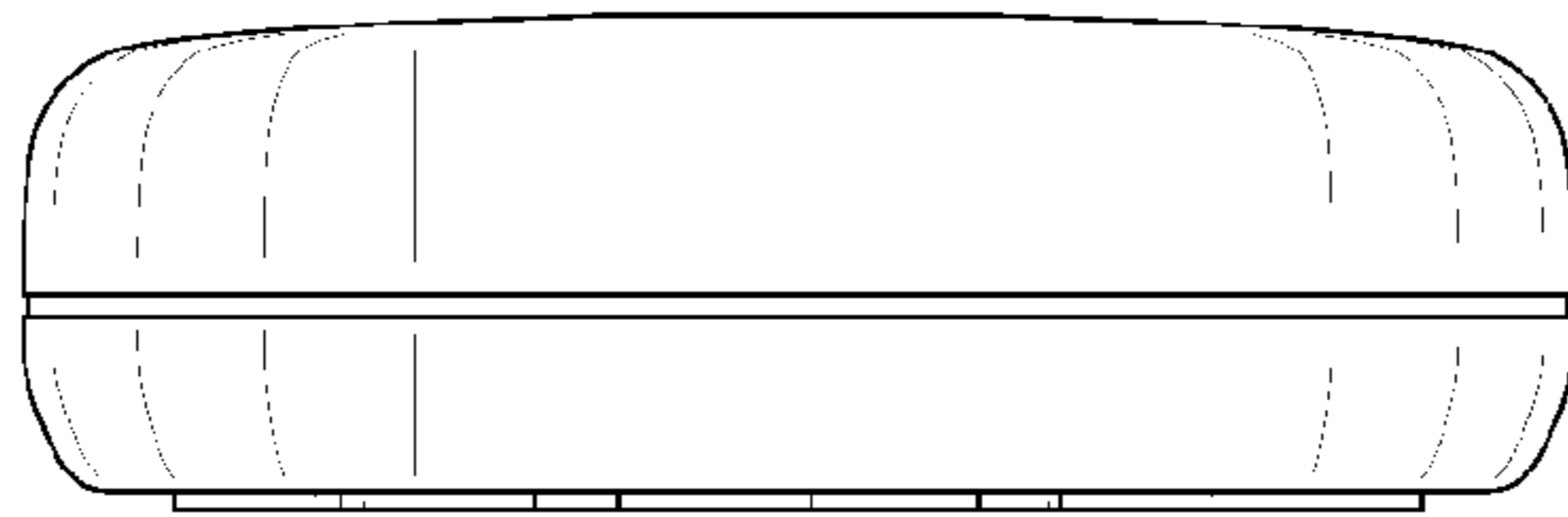


FIG. 7

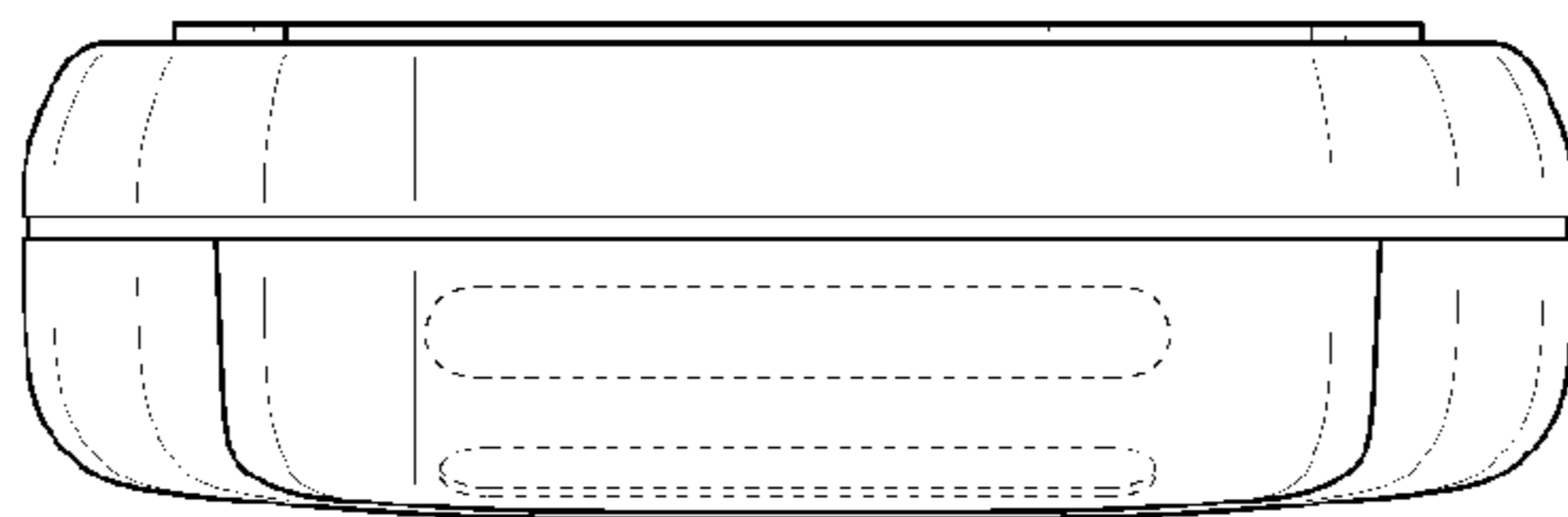


FIG. 8

