



US00D703635S

(12) **United States Design Patent**
Yang

(10) **Patent No.:** **US D703,635 S**

(45) **Date of Patent:** **** Apr. 29, 2014**

(54) **HEADPHONE**

(71) Applicant: **Bill Yang**, Taipei (TW)

(72) Inventor: **Bill Yang**, Taipei (TW)

(73) Assignee: **Cotron Corporation**, Taipei (TW)

(**) Term: **14 Years**

(21) Appl. No.: **29/451,486**

(22) Filed: **Apr. 2, 2013**

(51) **LOC (10) Cl.** **14-01**

(52) **U.S. Cl.**

CPC **H04S 1/005** (2013.01)

USPC **D14/205**

(58) **Field of Classification Search**

CPC H04S 1/005

USPC D14/205; D29/112; 2/209; 379/430;

379/431; 181/129, 130, 135; 381/380, 381;

455/90.3, 575.1

See application file for complete search history.

(56) **References Cited**

U.S. PATENT DOCUMENTS

4,634,816	A	*	1/1987	O'Malley et al.	379/430
D297,324	S	*	8/1988	Kohno	D14/205
D310,081	S	*	8/1990	Daido et al.	D14/205
D316,861	S	*	5/1991	Yoda et al.	D14/205
D331,059	S	*	11/1992	Sogabe et al.	D14/205
D338,010	S	*	8/1993	Yamatogi	D14/205
D358,388	S	*	5/1995	Nakamura et al.	D14/205
D358,391	S	*	5/1995	Isono	D14/205
D373,360	S	*	9/1996	Kanno	D14/205
D375,312	S	*	11/1996	Kanno	D14/205
D386,181	S	*	11/1997	Fisher	D14/205
D423,012	S	*	4/2000	Yasutomi	D14/205

D481,375	S	*	10/2003	Suzuki	D14/206
7,072,483	B2	*	7/2006	Lenhard-Backhaus	381/383
D534,155	S	*	12/2006	Obata	D14/205
D591,263	S	*	4/2009	Shimizu	D14/205
D592,640	S	*	5/2009	Tkachuk	D14/205
D625,705	S	*	10/2010	Ohori et al.	D14/205
D632,668	S	*	2/2011	Brunner et al.	D14/205
D648,318	S	*	11/2011	Huang	D14/206
8,098,872	B2	*	1/2012	Chang	381/371
D657,344	S	*	4/2012	Brunner et al.	D14/205
D660,824	S	*	5/2012	Hardi et al.	D14/205
D664,114	S	*	7/2012	Tsuchiya	D14/205
D673,136	S	*	12/2012	Kelly et al.	D14/205
D691,109	S	*	10/2013	Hardi et al.	D14/205

* cited by examiner

Primary Examiner — Paula Greene

(74) *Attorney, Agent, or Firm* — Jianq Chyun IP Office

(57) **CLAIM**

The ornamental design for a headphone, as shown and described.

DESCRIPTION

FIG. 1 is a perspective view of a headphone showing my new design;

FIG. 2 is another perspective view thereof;

FIG. 3 is a front view thereof;

FIG. 4 is a rear view thereof;

FIG. 5 is a left side view thereof;

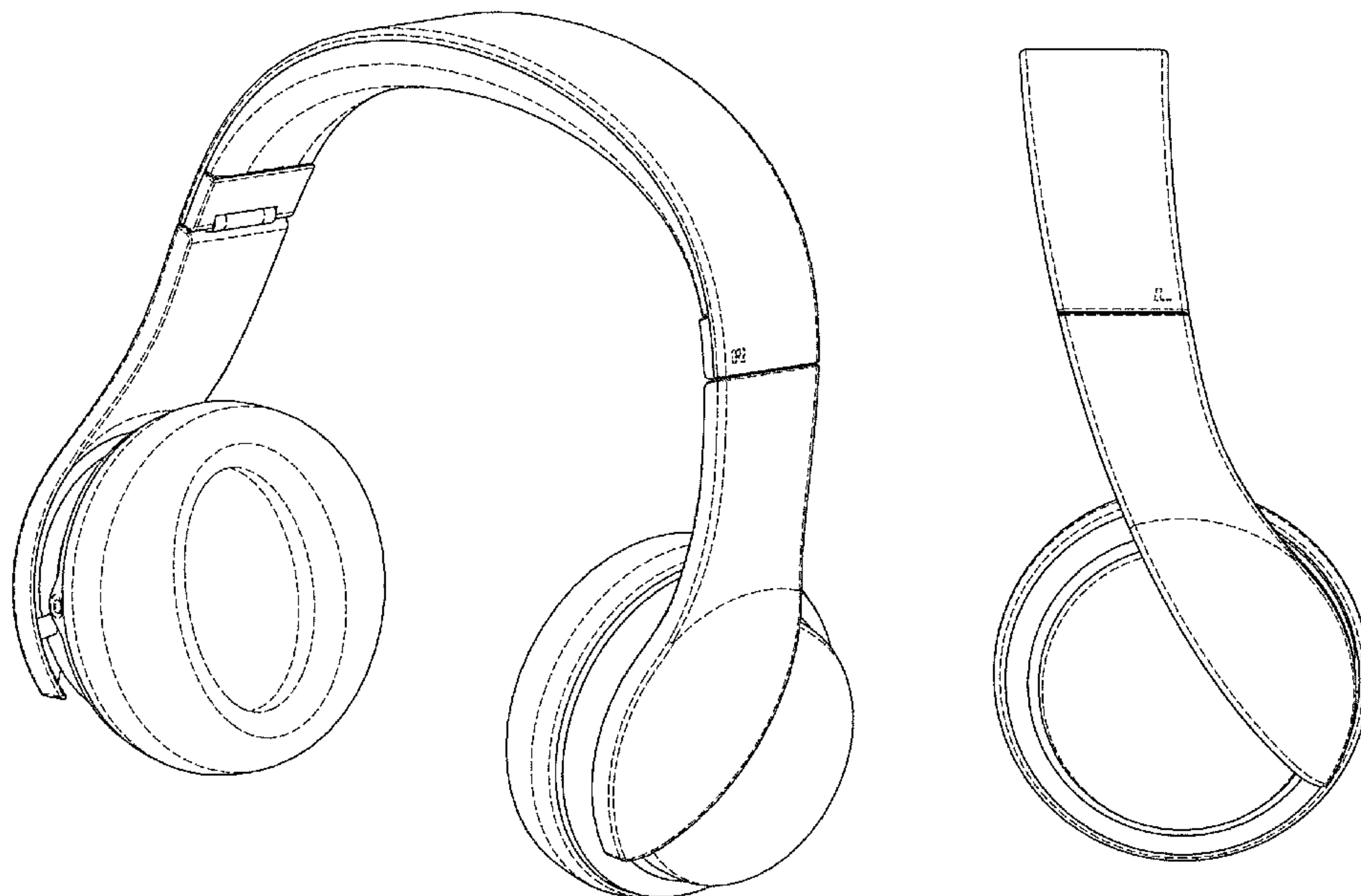
FIG. 6 is a right side view thereof;

FIG. 7 is a top view thereof; and,

FIG. 8 is a bottom view thereof.

The broken line portions of the headphone in FIGS. 1-8 represent unclaimed portions of the claimed design and form no part thereof.

1 Claim, 7 Drawing Sheets



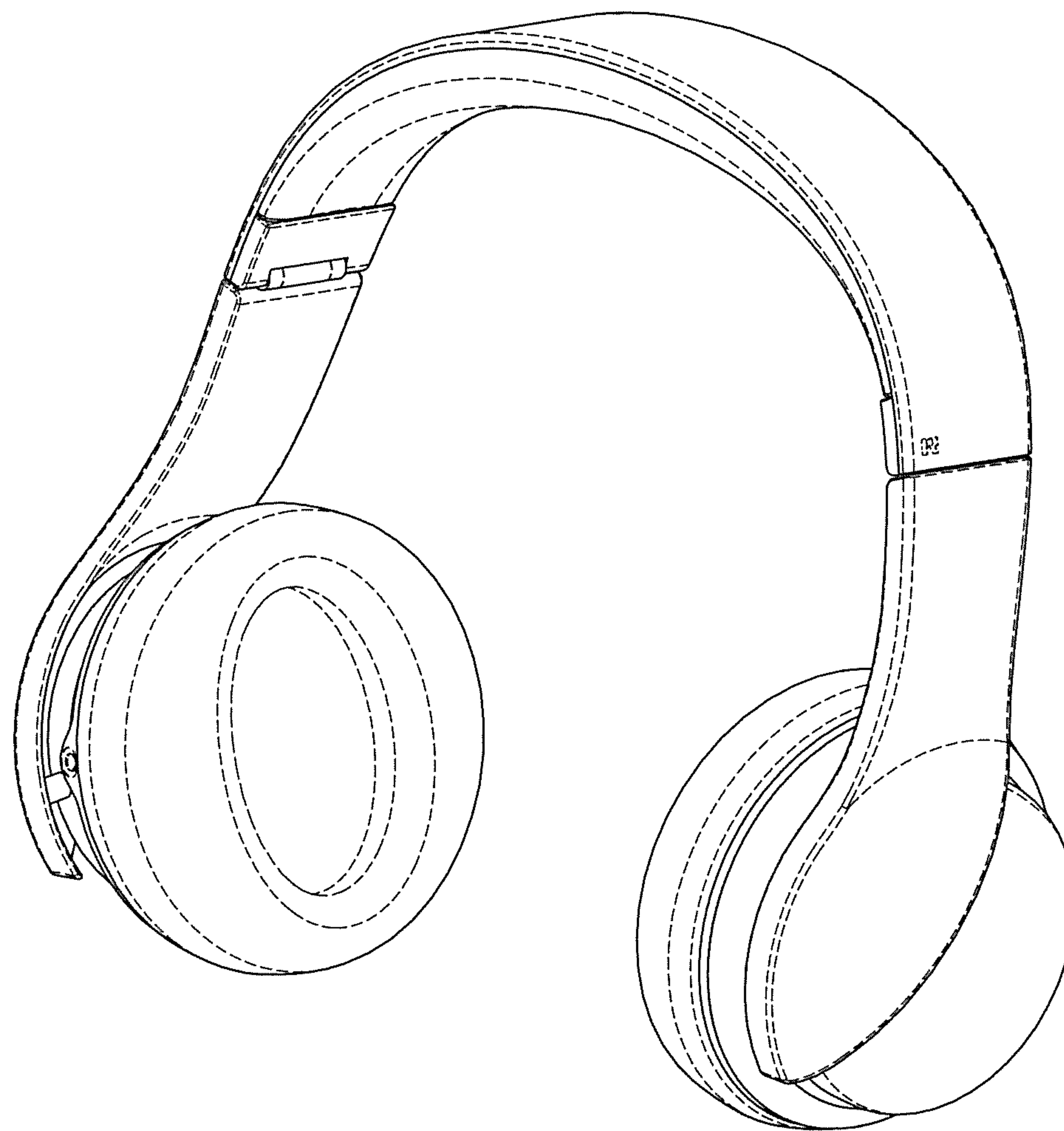


FIG. 1




FIG. 2




FIG. 3




FIG. 4

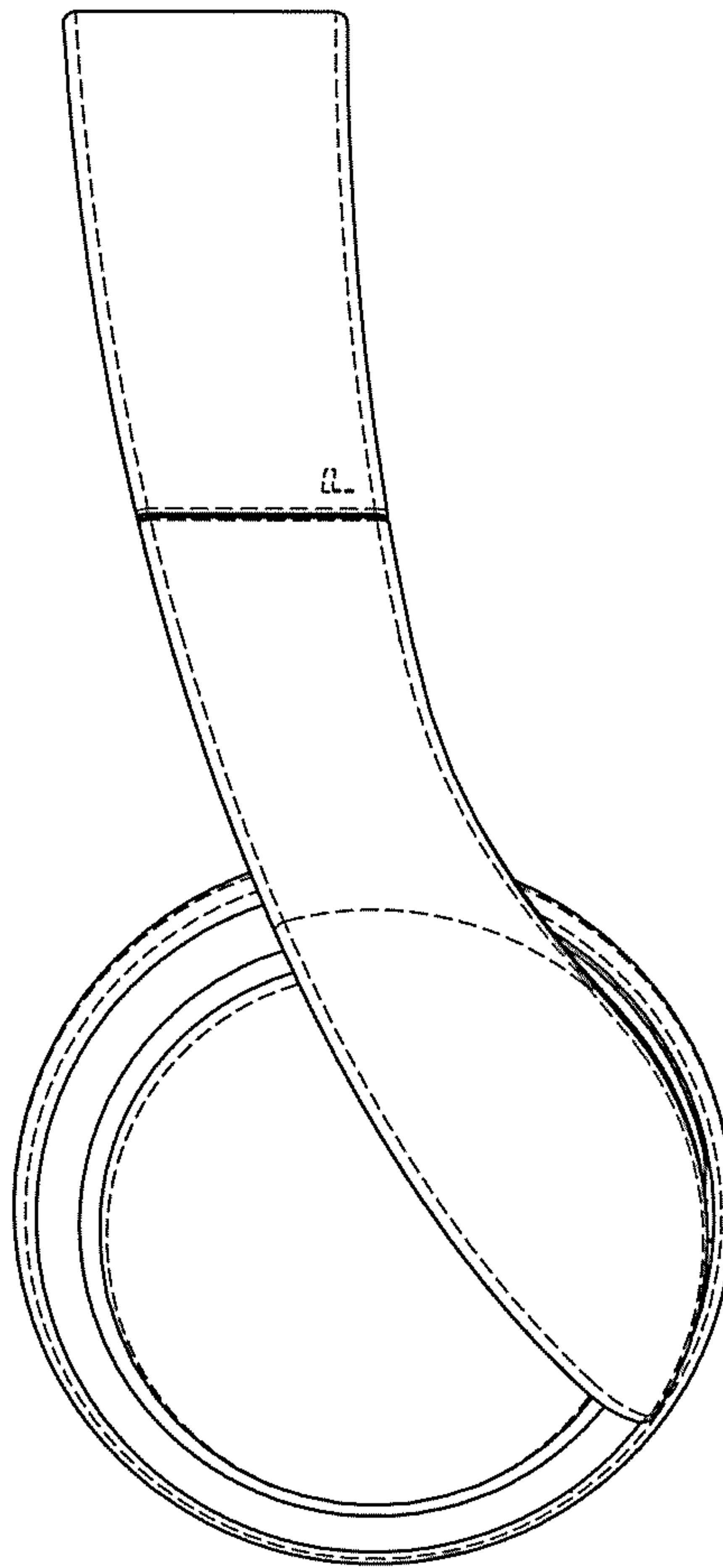


FIG. 5

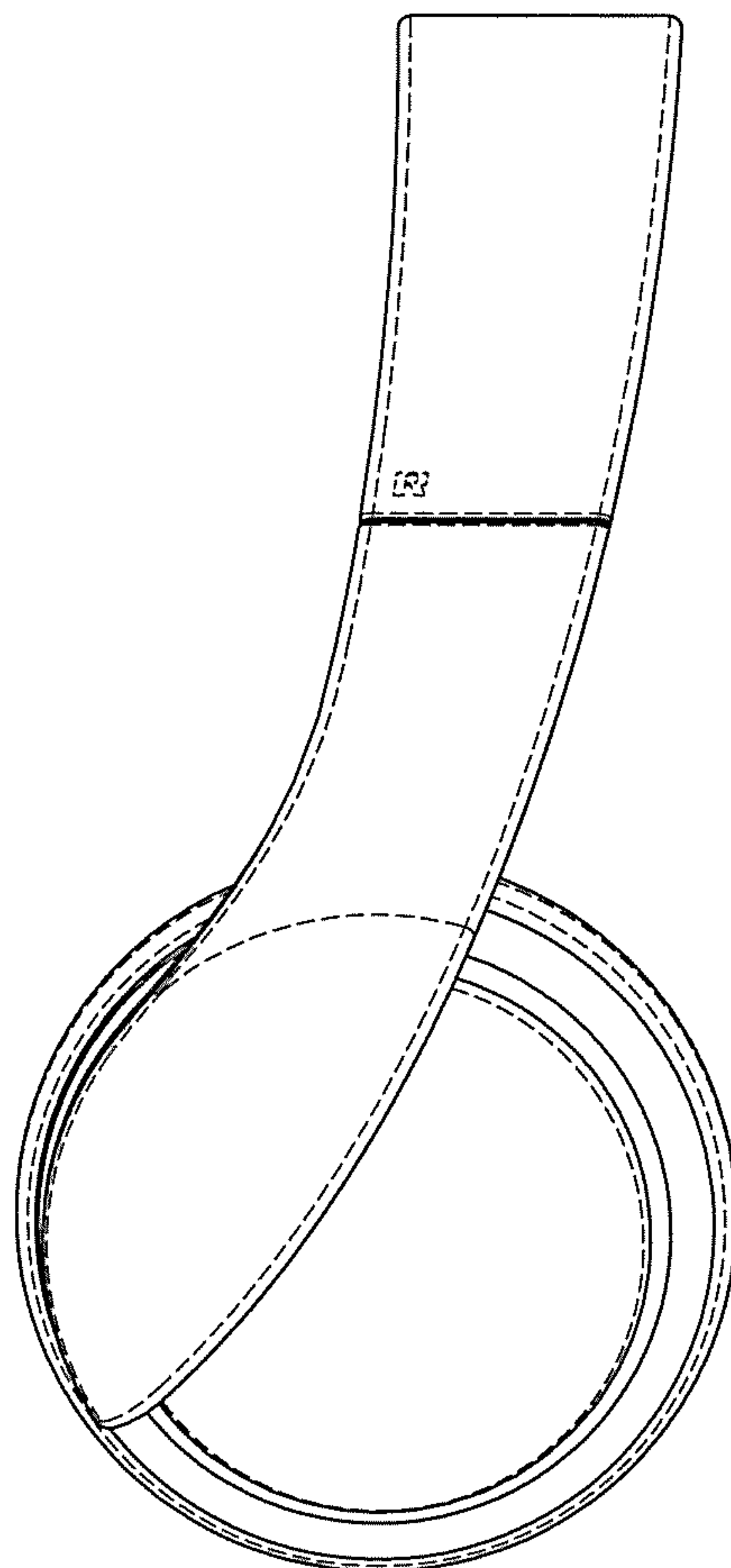


FIG. 6

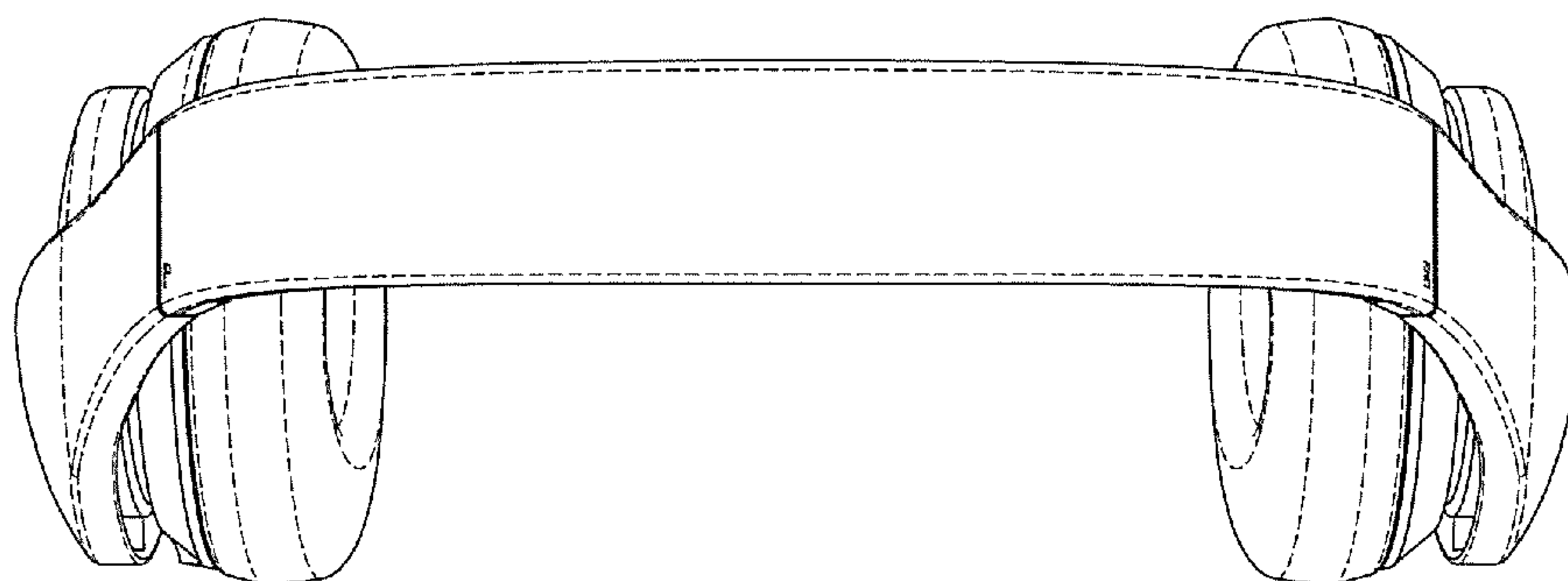


FIG. 7

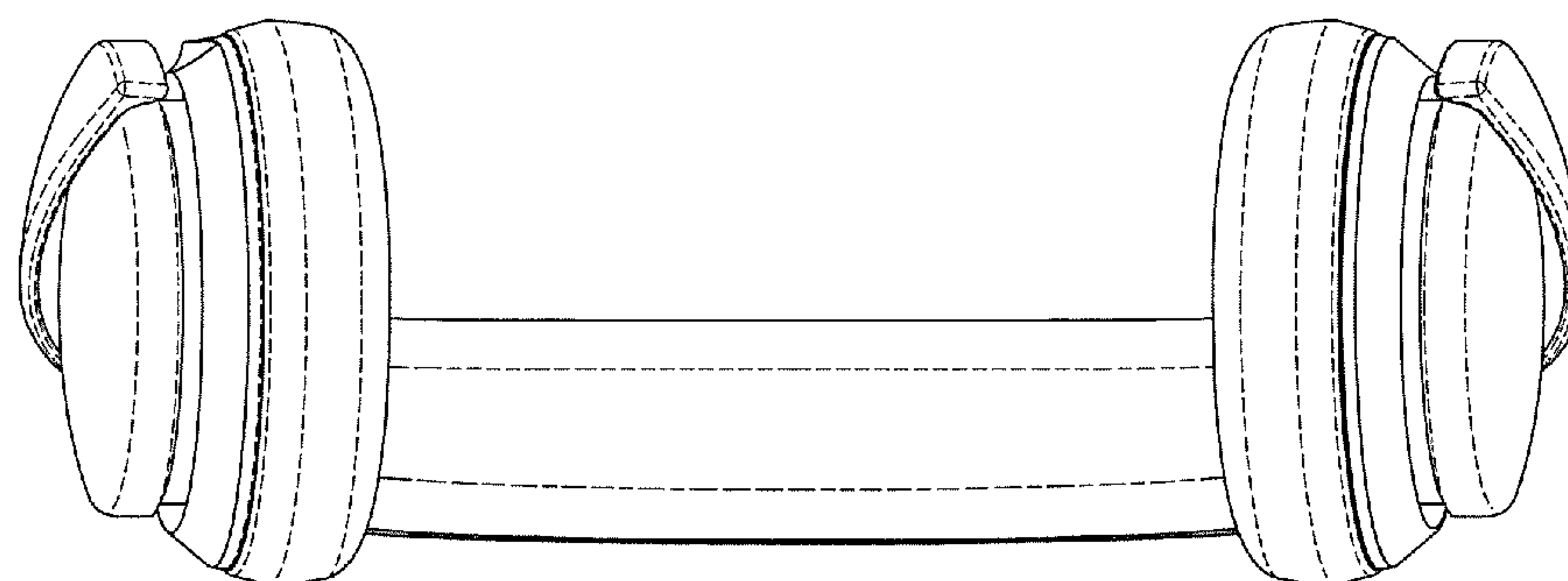


FIG. 8