



US00D703585S

(12) **United States Design Patent**
Scheinhütte et al.

(10) **Patent No.:** **US D703,585 S**
(45) **Date of Patent:** **** Apr. 29, 2014**

(54) **MOTOR VEHICLE, TOY AND/OR REPLICA**

(71) Applicants: **Ingo Scheinhütte**, Eberdingen (DE);
Shuichi Yamashita, Gerlingen (DE)

(72) Inventors: **Ingo Scheinhütte**, Eberdingen (DE);
Shuichi Yamashita, Gerlingen (DE)

(73) Assignee: **Dr. Ing. h.c. F. Porsche**
Aktiengesellschaft, Stuttgart (DE)

(**) Term: **14 Years**

(21) Appl. No.: **29/454,632**

(22) Filed: **May 13, 2013**

Related U.S. Application Data

(63) Continuation of application No. 29/412,151, filed on
Jan. 31, 2012, now abandoned.

(30) **Foreign Application Priority Data**

Aug. 3, 2011 (DE) 402011006115

(51) **LOC (10) Cl.** **12-08**

(52) **U.S. Cl.**
USPC **D12/92**

(58) **Field of Classification Search**
USPC D12/86, 90-92, 88; D21/424, 433, 434;
296/181.1, 181.5

See application file for complete search history.

(56) **References Cited**

U.S. PATENT DOCUMENTS

D338,638 S 8/1993 Lagaay

D592,544 S	5/2009	Edocs	
D592,553 S	5/2009	Larson et al.	
D610,041 S	2/2010	Larson	
D659,593 S *	5/2012	Robinson	D12/92
D661,226 S *	6/2012	Varga	D12/92
D661,227 S *	6/2012	Varga	D12/92
D669,001 S *	10/2012	Varga	D12/92
D673,484 S *	1/2013	Robinson	D12/92
D690,620 S *	10/2013	Scheinhutte et al.	D12/92

* cited by examiner

Primary Examiner — Melody Brown

(74) *Attorney, Agent, or Firm* — RatnerPrestia

(57) **CLAIM**

The ornamental design for a motor vehicle, toy and/or replica,
as shown and described.

DESCRIPTION

FIG. 1 is a front perspective view of a motor vehicle, toy
and/or replica;

FIG. 2 is a rear perspective view of the motor vehicle, toy
and/or replica;

FIG. 3 is a front elevation view of the motor vehicle, toy
and/or replica;


FIG. 4 is a rear elevation view of the motor vehicle, toy and/or
replica;

FIG. 5 is an elevation view from the left side of the motor
vehicle, toy and/or replica, the right side being substantially a
mirror image thereof; and,

FIG. 6 is a top plan view of the motor vehicle.

The broken lines are for illustration purposes only and form
no part of the claimed design.

1 Claim, 5 Drawing Sheets



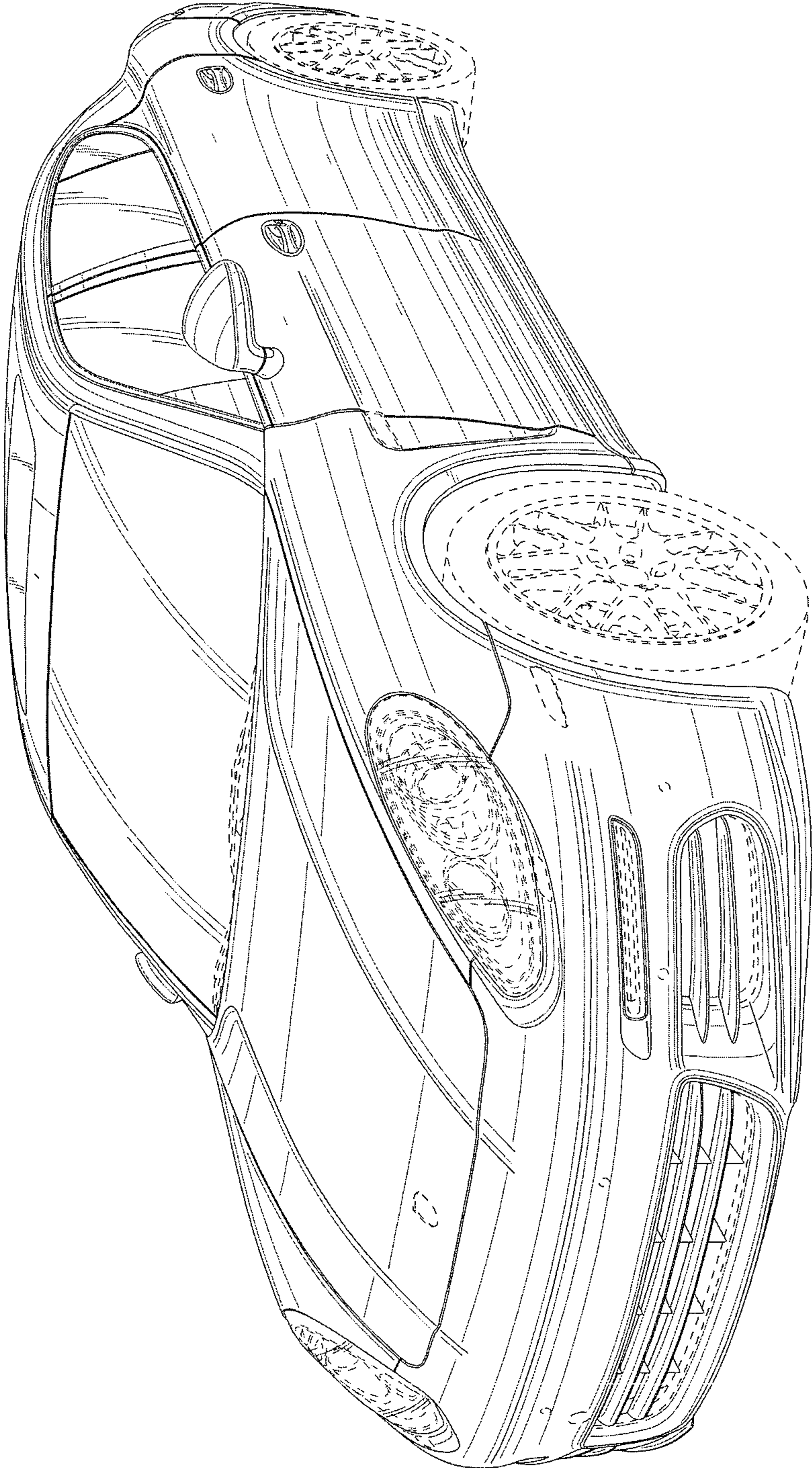


FIG. 1

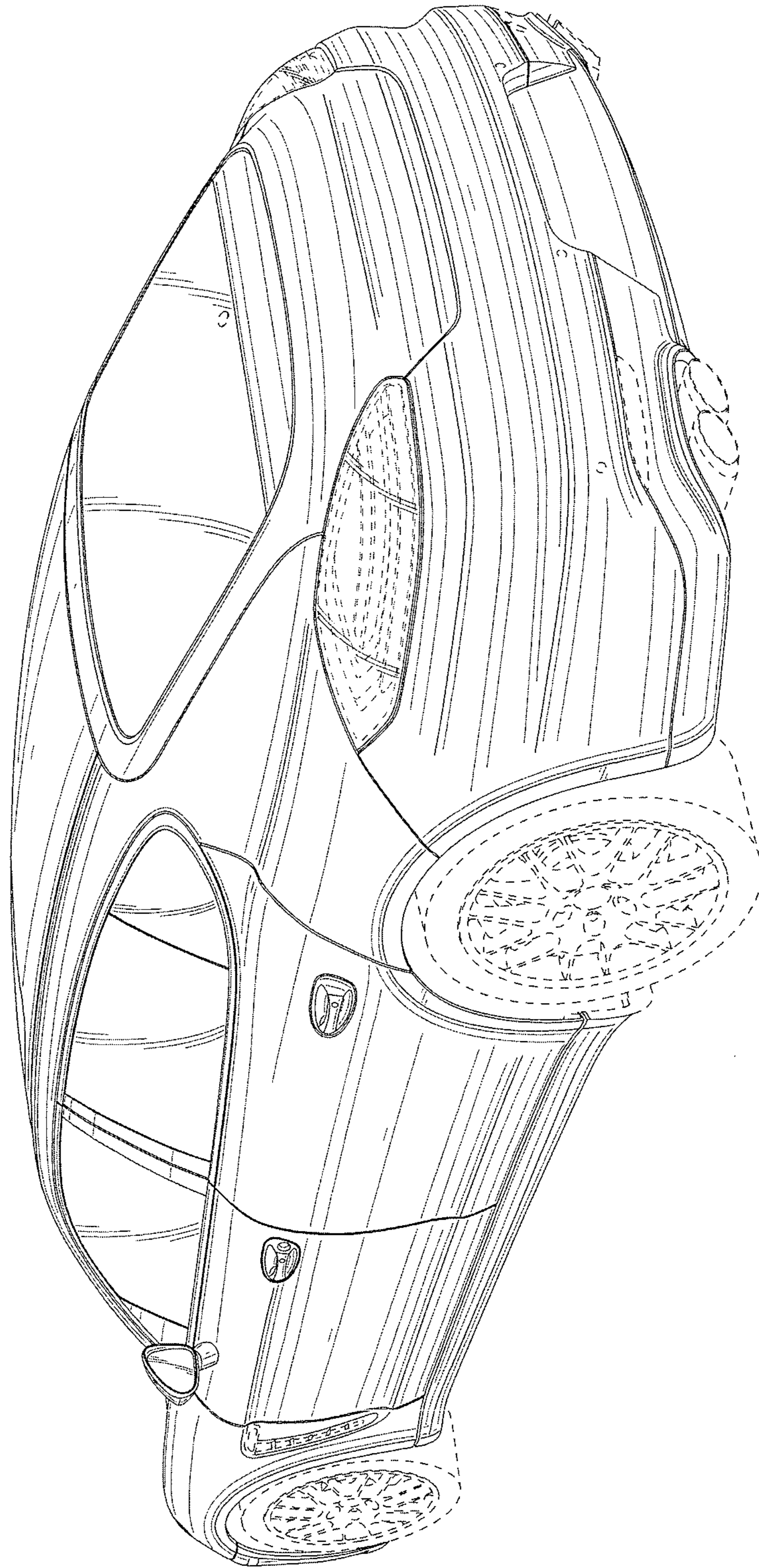


FIG. 2




FIG. 3




FIG. 4

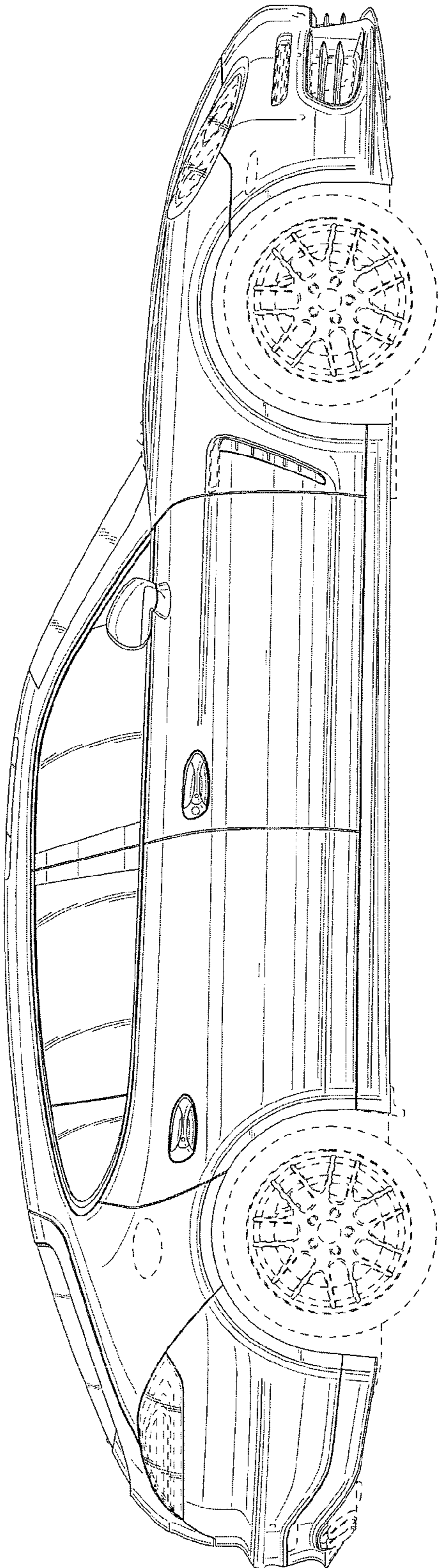


FIG. 5

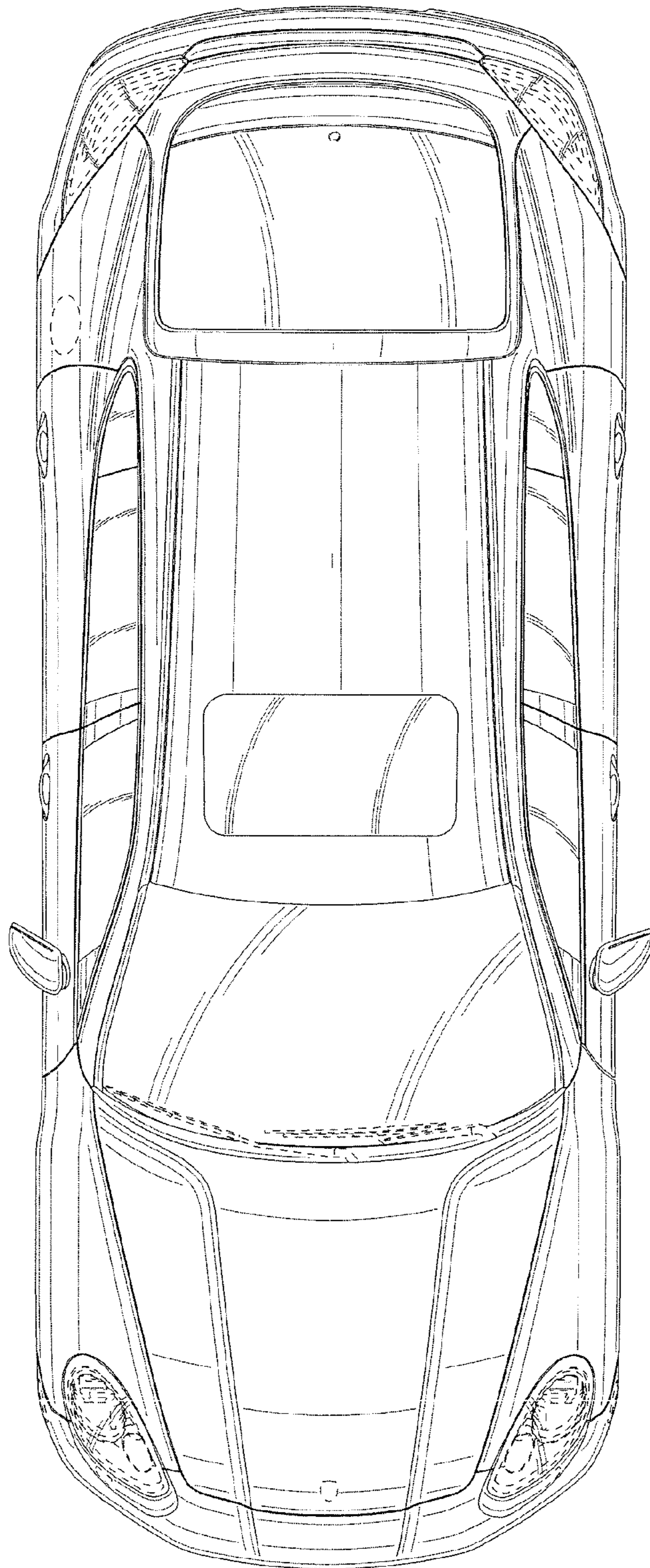


FIG. 6