



US00D703583S

(12) **United States Design Patent**  
**Howell et al.**

(10) **Patent No.:** **US D703,583 S**  
(45) **Date of Patent:** **\*\* Apr. 29, 2014**

- (54) **AUTOMOBILE BODY**
- (71) Applicants: **Gregory A. Howell**, Farmington, MI (US); **Vincent Galante**, Lake Orion, MI (US); **Mark Allen**, Oxford, MI (US); **Robert Burns**, Rochester, MI (US)
- (72) Inventors: **Gregory A. Howell**, Farmington, MI (US); **Vincent Galante**, Lake Orion, MI (US); **Mark Allen**, Oxford, MI (US); **Robert Burns**, Rochester, MI (US)

D454,813 S	3/2002	Boniface et al.	
D476,268 S	6/2003	Castiglione et al.	
D519,066 S	4/2006	Ney et al.	
D534,097 S	12/2006	Renkert et al.	
D534,458 S	1/2007	Renkert et al.	
D551,124 S	9/2007	Aneiros et al.	
D554,564 S	11/2007	Vardis et al.	
D565,467 S *	4/2008	Aneiros et al.	D12/91
D568,211 S *	5/2008	Vardis et al.	D12/91
D574,298 S *	8/2008	Opfer et al.	D12/91
D586,697 S *	2/2009	Nagode et al.	D12/91
D589,401 S *	3/2009	Yokoi et al.	D12/91
D650,721 S	12/2011	Galante et al.	

(73) Assignee: **Chrysler Group LLC**, Auburn Hills, MI (US)

\* cited by examiner

(\*\*) Term: **14 Years**

*Primary Examiner* — Melody Brown

(21) Appl. No.: **29/434,717**

(74) *Attorney, Agent, or Firm* — Ralph E. Smith

(22) Filed: **Oct. 16, 2012**

(51) **LOC (10) Cl.** ..... **12-08**

(52) **U.S. Cl.**  
USPC ..... **D12/91**

(58) **Field of Classification Search**  
USPC ..... D12/86, 90-92, 88; D21/424, 433, 434;  
296/181.1, 181.5  
See application file for complete search history.

(56) **References Cited**

U.S. PATENT DOCUMENTS

D408,329 S	4/1999	Anness et al.
D416,519 S	11/1999	Won et al.
D420,939 S	2/2000	Faurote et al.

(57) **CLAIM**


The ornamental design for an automobile body, as shown and described.

**DESCRIPTION**

FIG. 1 is a front view of an automobile body showing our new design;  
FIG. 2 is a side view thereof;  
FIG. 3 is a front perspective view thereof;  
FIG. 4 is a rear perspective view thereof;  
FIG. 5 is a rear view thereof; and,  
FIG. 6 is a top view thereof.

It will be understood that the broken lines presented in the drawings are for illustration only, and do not form a part of the claimed design.

**1 Claim, 6 Drawing Sheets**






FIG. 1

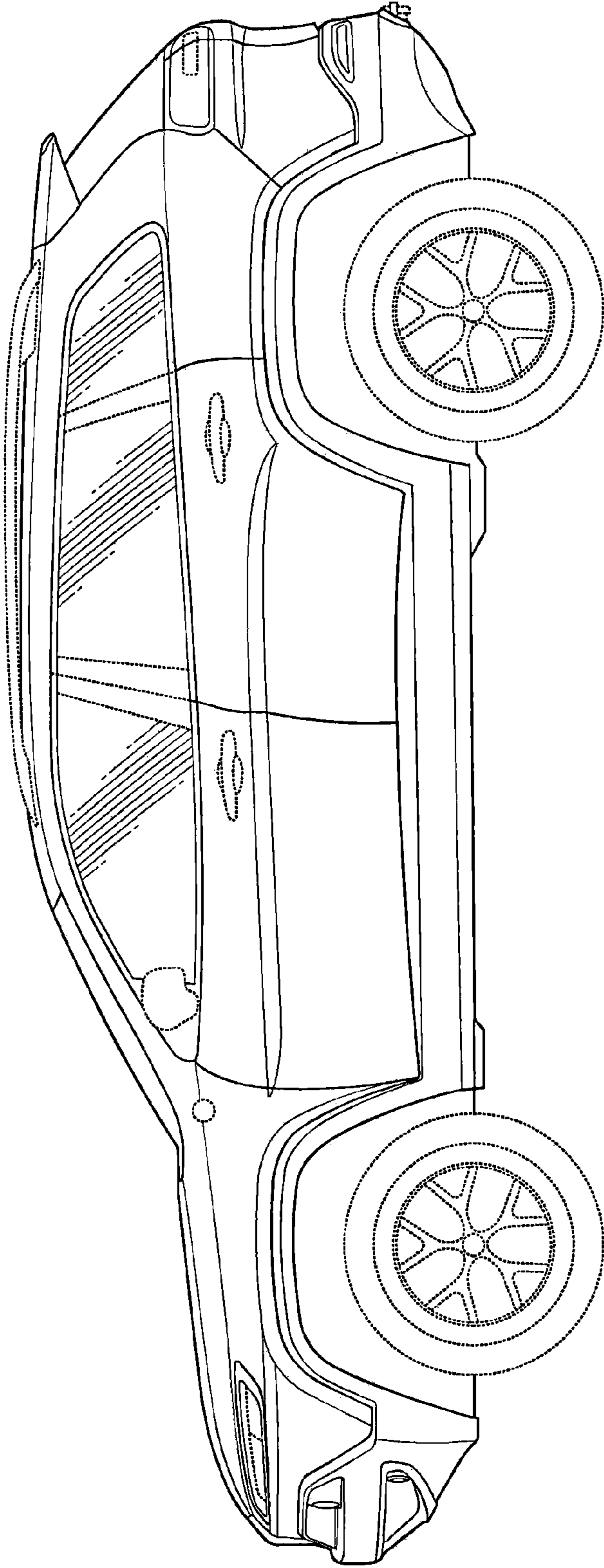


FIG. 2

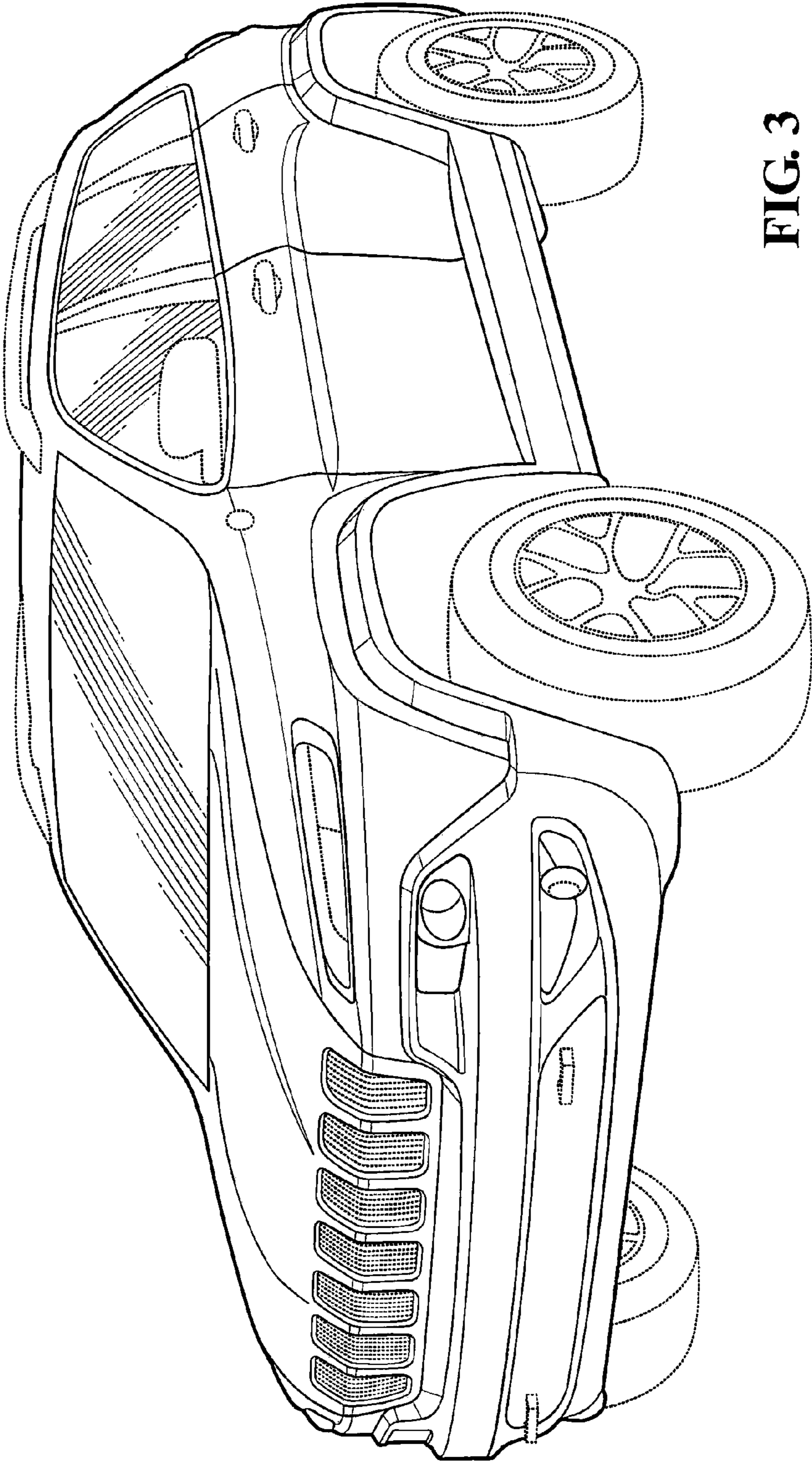


FIG. 3

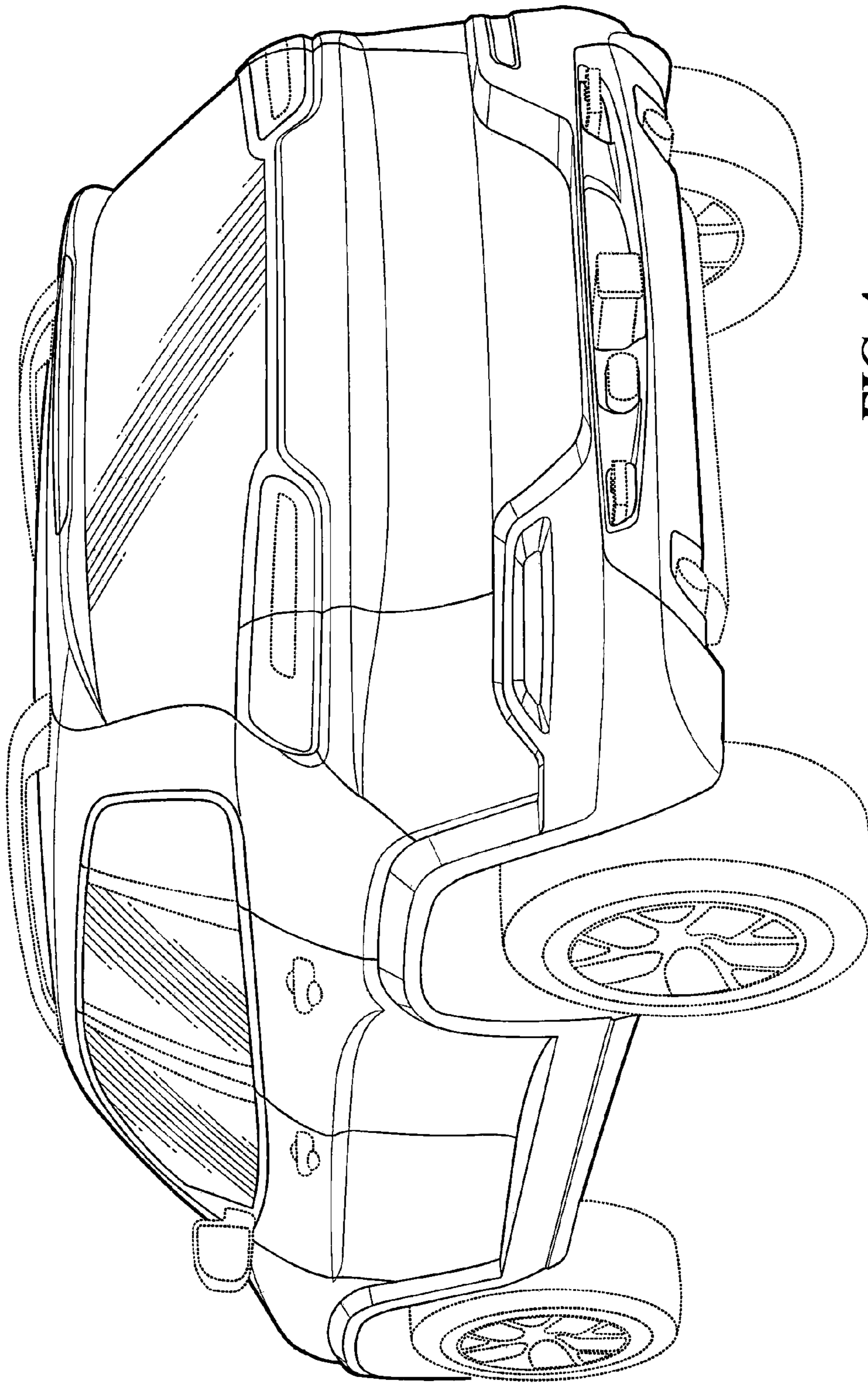


FIG. 4




FIG. 5

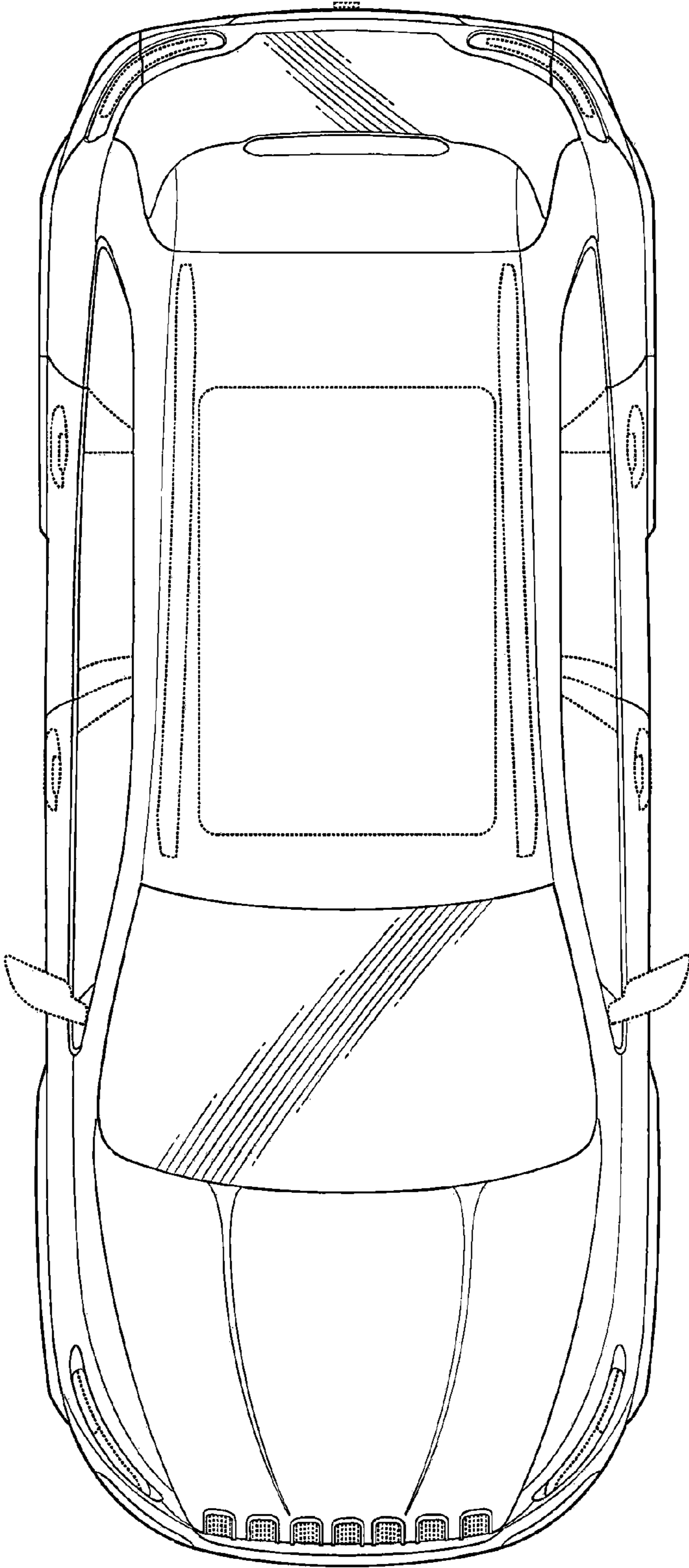


FIG. 6