



US00D703578S

(12) **United States Design Patent**  
**Madrid et al.**

(10) **Patent No.:** **US D703,578 S**  
(45) **Date of Patent:** **\*\* Apr. 29, 2014**

(54) **DECORATION HOLDER**

(71) Applicant: **Polygroup Macau Limited (BVD),**  
Tortola (VG)

(72) Inventors: **Jessica Madrid, East Dundee, IL (US);**  
**Eric Steinmeyer, Shenzhen (CN)**

(73) Assignee: **Polygroup Macau Limited (BVD),**  
Tortola (VG)

(\*\*) Term: **14 Years**

(21) Appl. No.: **29/469,264**

(22) Filed: **Oct. 8, 2013**

(51) **LOC (10) Cl.** ..... **11-05**

(52) **U.S. Cl.**  
USPC ..... **D11/130**

(58) **Field of Classification Search**  
USPC ..... D11/117, 121, 125, 130, 130.1, 131,  
D11/164; D3/20, 293; D6/317, 324, 325,  
D6/326, 328, 512, 566, 567; D8/373;  
D30/144, 151, 152; 119/856, 857, 863,  
119/864; 223/85, 88, 89, 90, 114, 118;  
428/7, 8, 9, 12

See application file for complete search history.

(56) **References Cited**

**U.S. PATENT DOCUMENTS**

2,205,496 A \* 6/1940 Schneider ..... 248/229.26  
2,610,884 A \* 9/1952 Enderle et al. .... 294/15  
D226,173 S \* 1/1973 Hermanson ..... D8/354  
D287,328 S \* 12/1986 Paul et al. .... D8/1

5,310,151 A \* 5/1994 Engel ..... 248/230.8  
D362,205 S \* 9/1995 Eichhorn et al. .... D11/130  
5,870,845 A \* 2/1999 Ruderman et al. .... 40/601  
D571,687 S \* 6/2008 Spencer ..... D11/130  
D577,627 S \* 9/2008 Evans ..... D11/121  
D585,326 S \* 1/2009 Donaldson ..... D11/130  
2005/0247837 A1 \* 11/2005 Spencer ..... 248/218.4

\* cited by examiner

*Primary Examiner* — Elizabeth J Oswecki

(74) *Attorney, Agent, or Firm* — Troutman Sanders LLP;  
Ryan A. Schneider; Benjamin C. Wiles

(57) **CLAIM**

The ornamental design for a decoration holder, as shown and described.

**DESCRIPTION**

FIG. 1 is a perspective view of a decoration holder showing our new design;

FIG. 2 is a back view of the decoration holder of FIG. 1;

FIG. 3 is a front view of the decoration holder of FIG. 1;

FIG. 4 is a side view of the decoration holder of FIG. 1;

FIG. 5 is another side view of the decoration holder of FIG. 1;

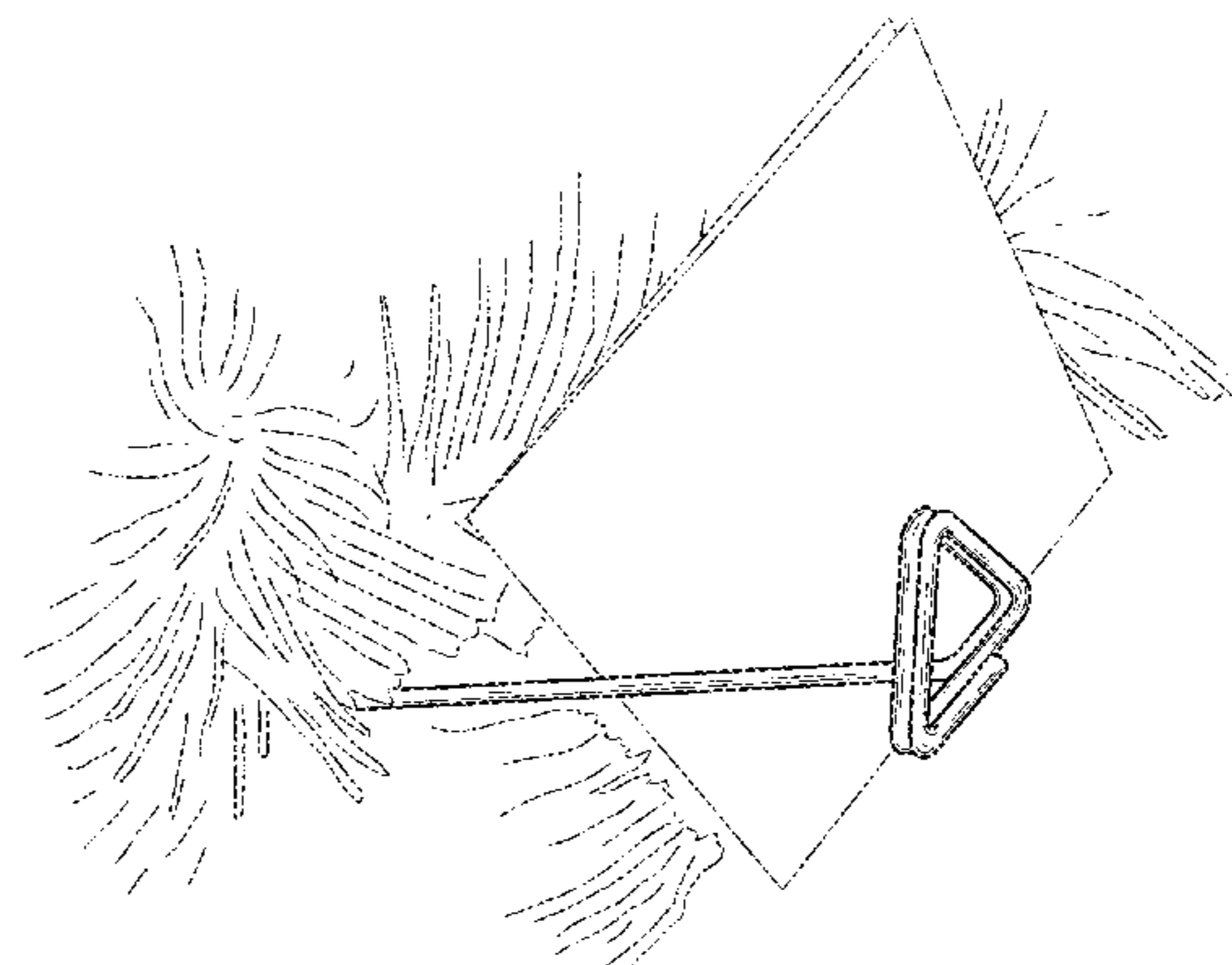
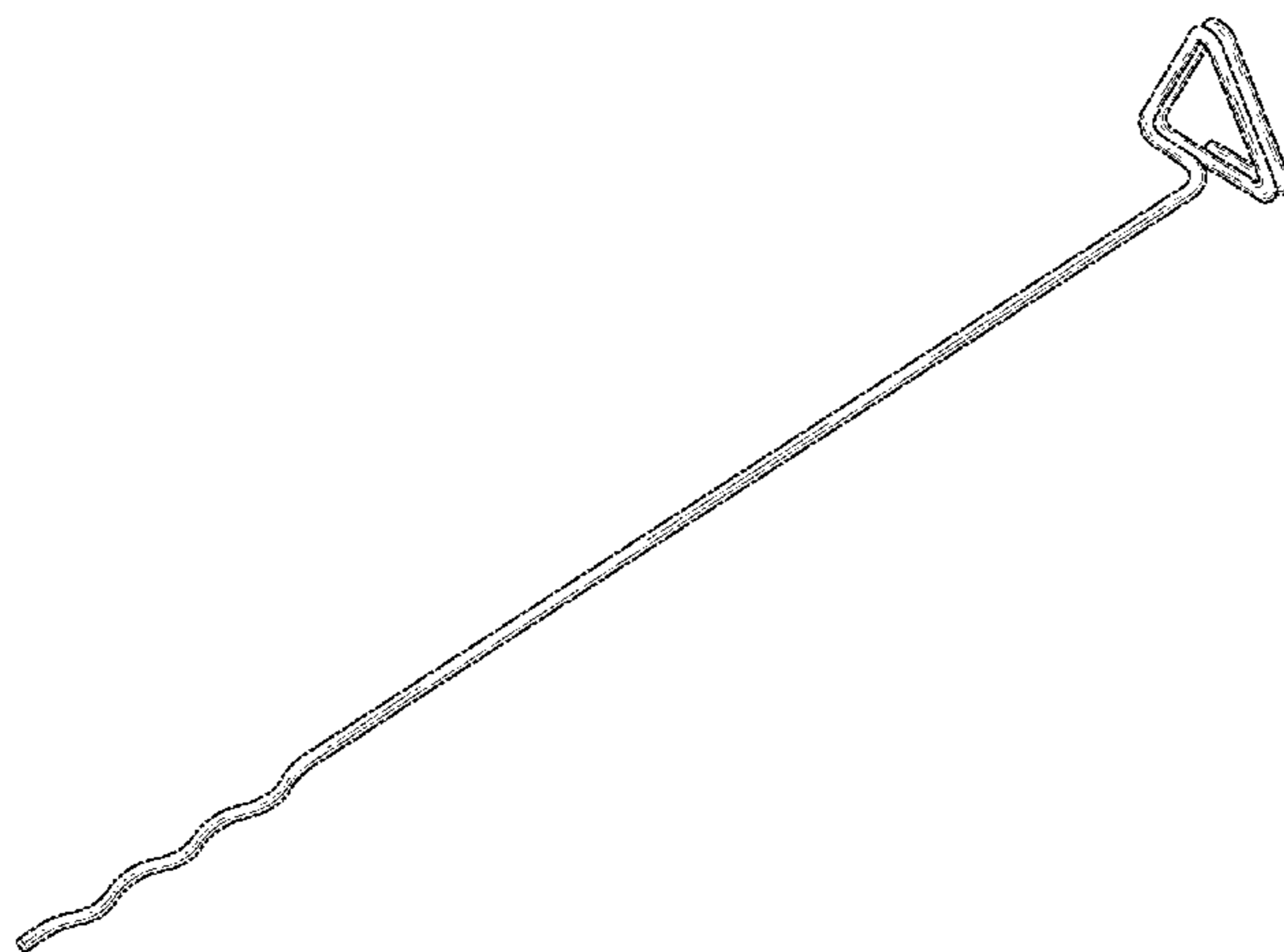
FIG. 6 is a top view of the decoration holder of FIG. 1;

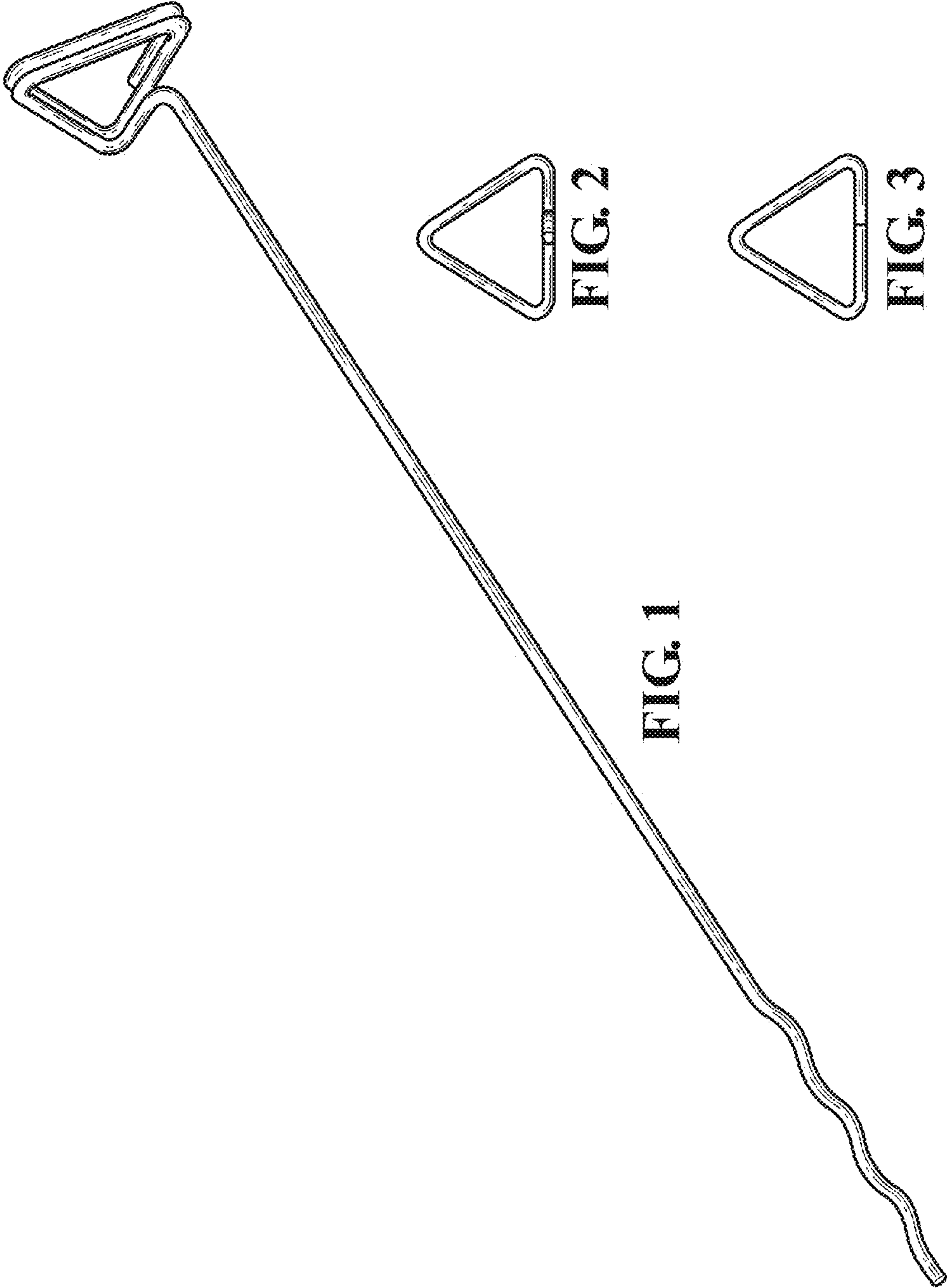
FIG. 7 is a bottom view of the decoration holder of FIG. 1; and,

FIG. 8 is a perspective view of the decoration holder of FIG. 1 shown in a used condition with a tree and holiday card that are shown in broken lines.

The broken lines depicting tree branches and a holiday card are for the purpose of illustrating environment and form no part of the claimed design.

**1 Claim, 3 Drawing Sheets**








FIG. 4



FIG. 5

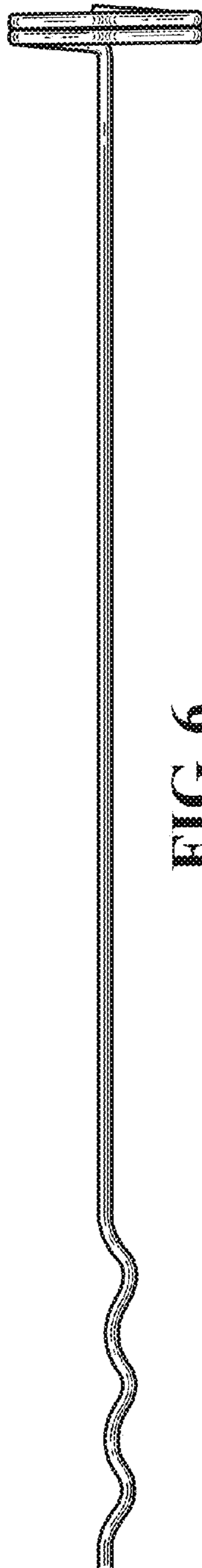


FIG. 6



FIG. 7




FIG. 8