



US00D703562S

(12) **United States Design Patent**
Lalancette et al.

(10) **Patent No.:** **US D703,562 S**
(45) **Date of Patent:** **** Apr. 29, 2014**

- (54) **METER SOCKET CABINET**
- (71) Applicants: **Daniel Lalancette**,
Saint-Jean-sur-Richelieu (CA); **Yves Boucher**,
Saint-Jean-sur-Richelieu (CA)
- (72) Inventors: **Daniel Lalancette**,
Saint-Jean-sur-Richelieu (CA); **Yves Boucher**,
Saint-Jean-sur-Richelieu (CA)
- (73) Assignee: **Thomas & Betts International, Inc.**,
Wilmington, DE (US)
- (**) Term: **14 Years**

D389,760	S	*	1/1998	Mumm et al.	D10/100
D397,053	S	*	8/1998	Lloyd	D10/99
D430,051	S	*	8/2000	Gilbreath	D10/103
6,254,437	B1	*	7/2001	Carroll et al.	439/709
6,475,028	B1	*	11/2002	Robinson et al.	439/517
6,520,798	B1		2/2003	Robinson et al.		
6,545,374	B1		4/2003	Allenbach		
6,663,405	B1		12/2003	Robinson et al.		
6,679,723	B1		1/2004	Robinson		
6,752,652	B1		6/2004	Robinson		
6,823,563	B2		11/2004	Robinson et al.		
6,846,199	B1		1/2005	Robinson et al.		
7,182,632	B1		2/2007	Johnson, Jr. et al.		
7,315,442	B2		1/2008	Robinson		
7,327,558	B2		2/2008	Kennedy et al.		
D565,865	S	*	4/2008	Paterson	D6/432

(Continued)

(21) Appl. No.: **29/443,345**

(22) Filed: **Jan. 16, 2013**

(51) **LOC (10) Cl.** **10-04**

(52) **U.S. Cl.**
USPC **D10/99**

(58) **Field of Classification Search**
USPC D13/146, 154, 184, 110; D10/99, 100,
D10/103; 73/201; 439/517, 688, 709;
D6/663, 669, 678, 559; 361/659,
361/664-667; 174/50, 520

See application file for complete search history.

(56) **References Cited**

U.S. PATENT DOCUMENTS

D92,690	S	*	7/1934	Abbott	D10/100
2,182,603	A	*	12/1939	Walker et al.	361/667
D144,594	S	*	4/1946	Simpson	D6/559
2,980,882	A	*	4/1961	Davis, III	439/517
3,397,346	A	*	8/1968	Sloop	361/666
3,599,047	A		8/1971	Magarian		
D243,699	S	*	3/1977	Plummer	D10/103
4,107,484	A		8/1978	Petersen, III		
5,045,969	A		9/1991	Menasco		
D332,416	S	*	1/1993	Craig et al.	D10/99
D349,686	S	*	8/1994	Robinson et al.	D13/146
5,546,269	A		8/1996	Robinson et al.		
5,654,505	A	*	8/1997	Jiles	73/201

FOREIGN PATENT DOCUMENTS

CA	2040274	10/1991
CA	2172461	10/1996

(Continued)

Primary Examiner — Deanna L Pratt

Assistant Examiner — Harold Blackwell, II

(74) *Attorney, Agent, or Firm* — G. Andrew Berger; Robbie E. Webb

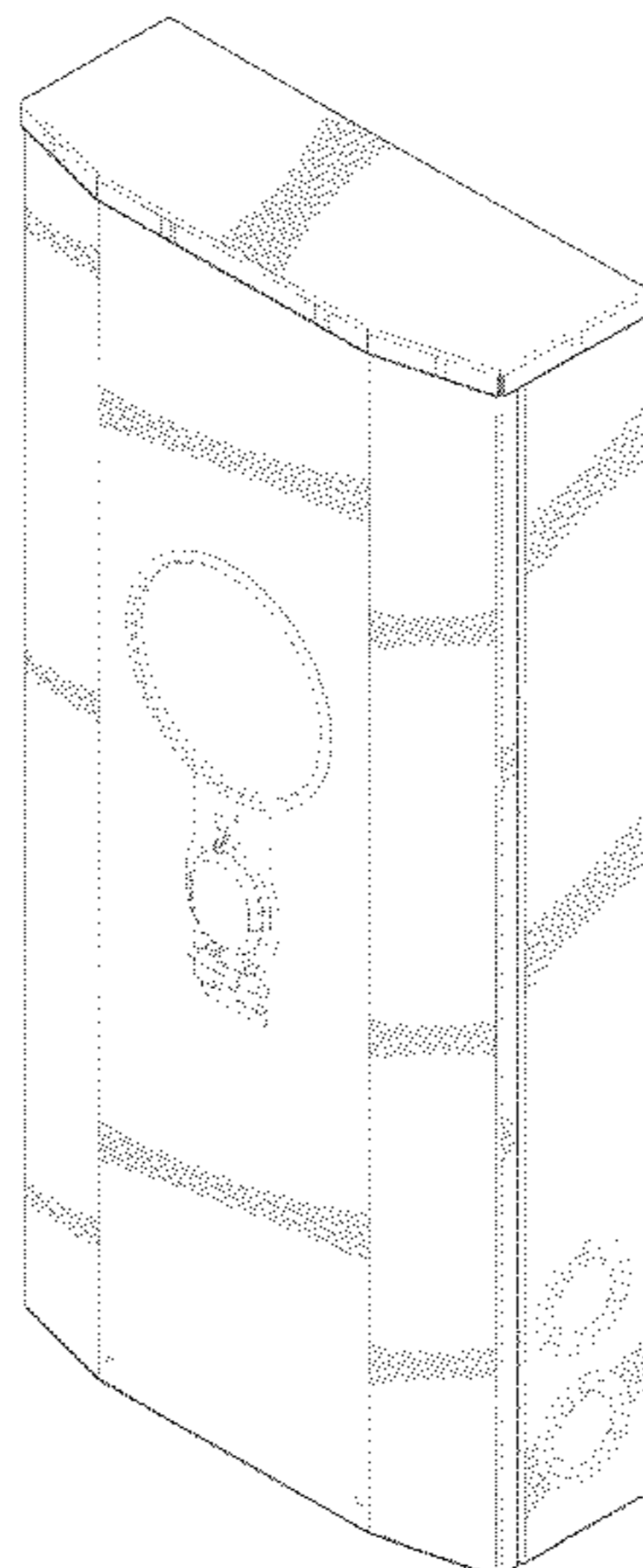
(57) **CLAIM**

The ornamental design for a meter socket cabinet, as shown and described.

DESCRIPTION

FIG. 1 is a front perspective view of the meter socket cabinet of the present invention;
FIG. 2 is a front elevation view thereof;
FIG. 3 is a side elevation view thereof;
FIG. 4 is a top plan view thereof; and,
FIG. 5 is a bottom plan view thereof.
The broken lines in the drawings illustrate portions of a meter socket cabinet which form no part of the claimed design.

1 Claim, 4 Drawing Sheets



(56)

References Cited

FOREIGN PATENT DOCUMENTS

U.S. PATENT DOCUMENTS

7,362,232 B2 4/2008 Holle et al.
 7,458,846 B2 12/2008 Loehr et al.
 7,479,029 B2* 1/2009 Cook et al. 439/517
 7,611,366 B2 11/2009 Davis
 7,815,066 B2 10/2010 Desmeules
 D633,401 S * 3/2011 Cavanaugh et al. D10/96
 D633,402 S * 3/2011 Appoyer D10/100
 D633,403 S * 3/2011 Appoyer D10/100
 D642,536 S * 8/2011 Robinson D13/154
 D645,770 S * 9/2011 Margalit et al. D10/99
 8,547,686 B2* 10/2013 Pruehs et al. 361/664
 2005/0239325 A1* 10/2005 Cook et al. 439/517
 2013/0279086 A1* 10/2013 Lalancette et al. 361/662

CA 2215081 3/1998
 CA 2254252 5/1999
 CA 2449876 5/2004
 CA 2504101 1/2005
 CA 2487576 5/2005
 CA 2509477 3/2006
 CA 2593369 12/2007
 CA 2662072 3/2008
 CA 2663125 3/2008
 CA 2662927 5/2008
 CA 2610552 7/2008

* cited by examiner

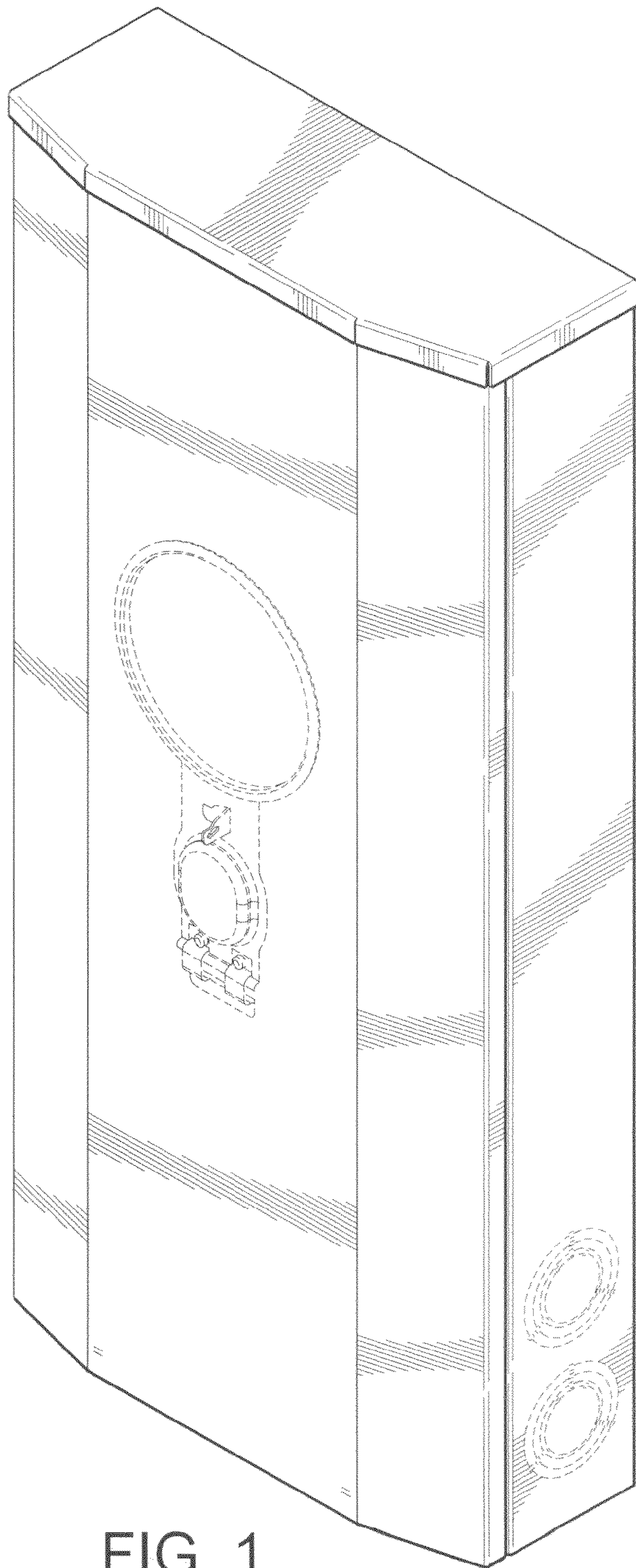


FIG. 1

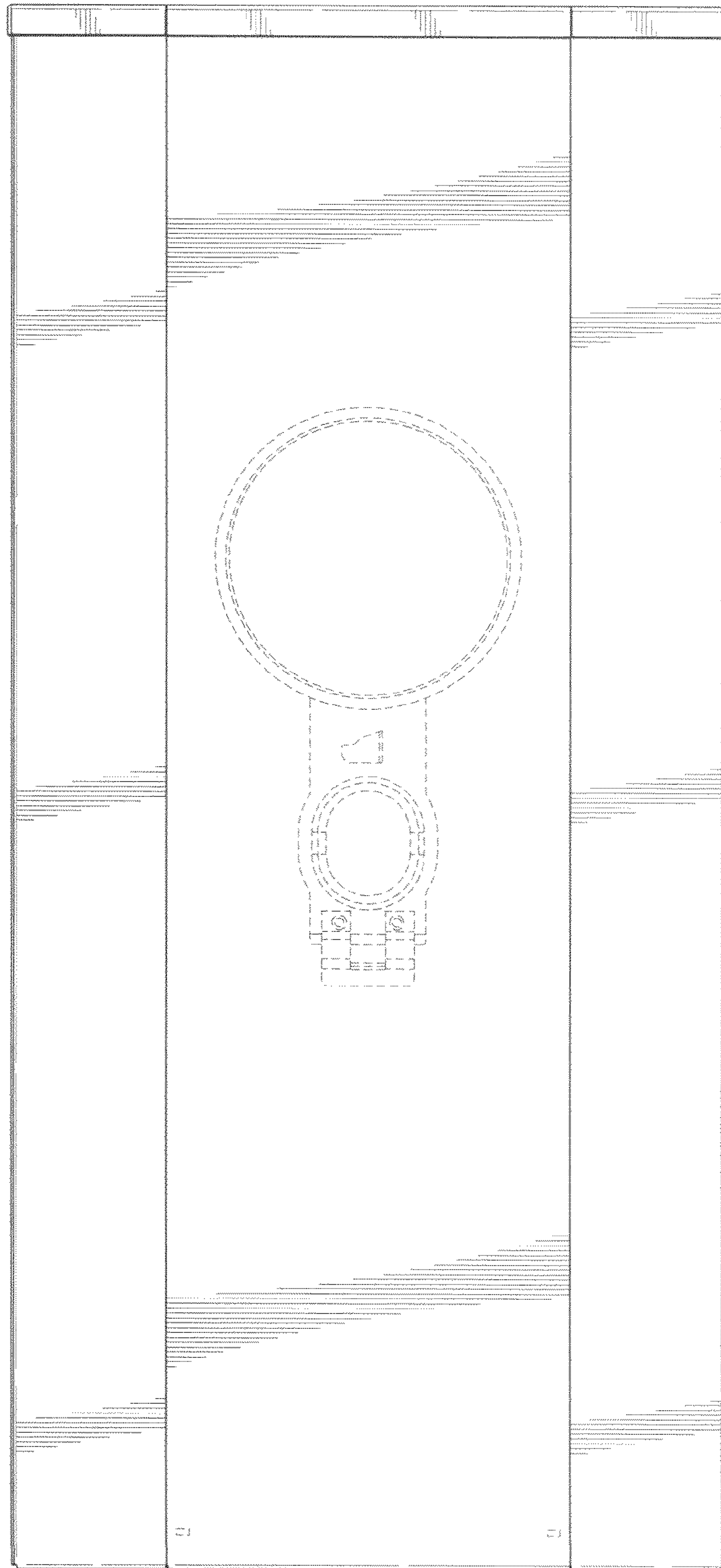


FIG. 2

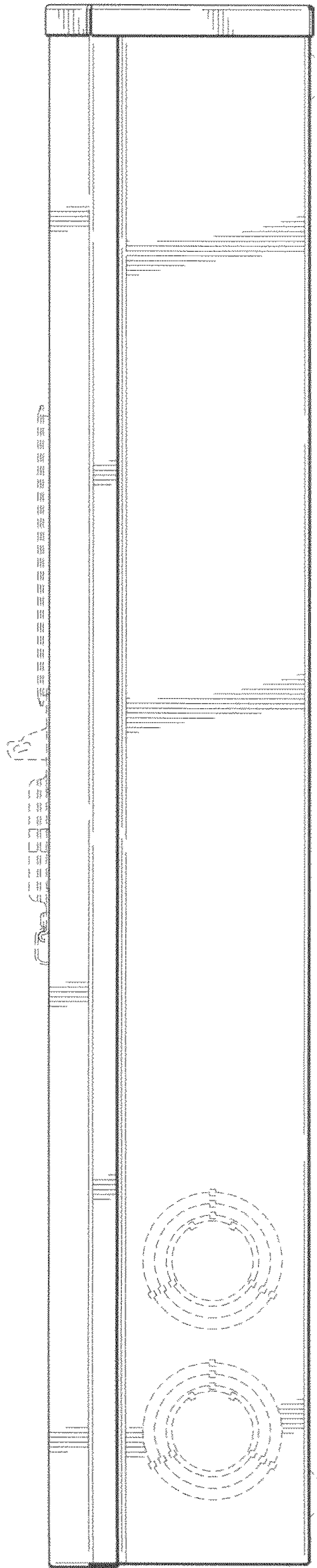


FIG. 3




FIG. 4

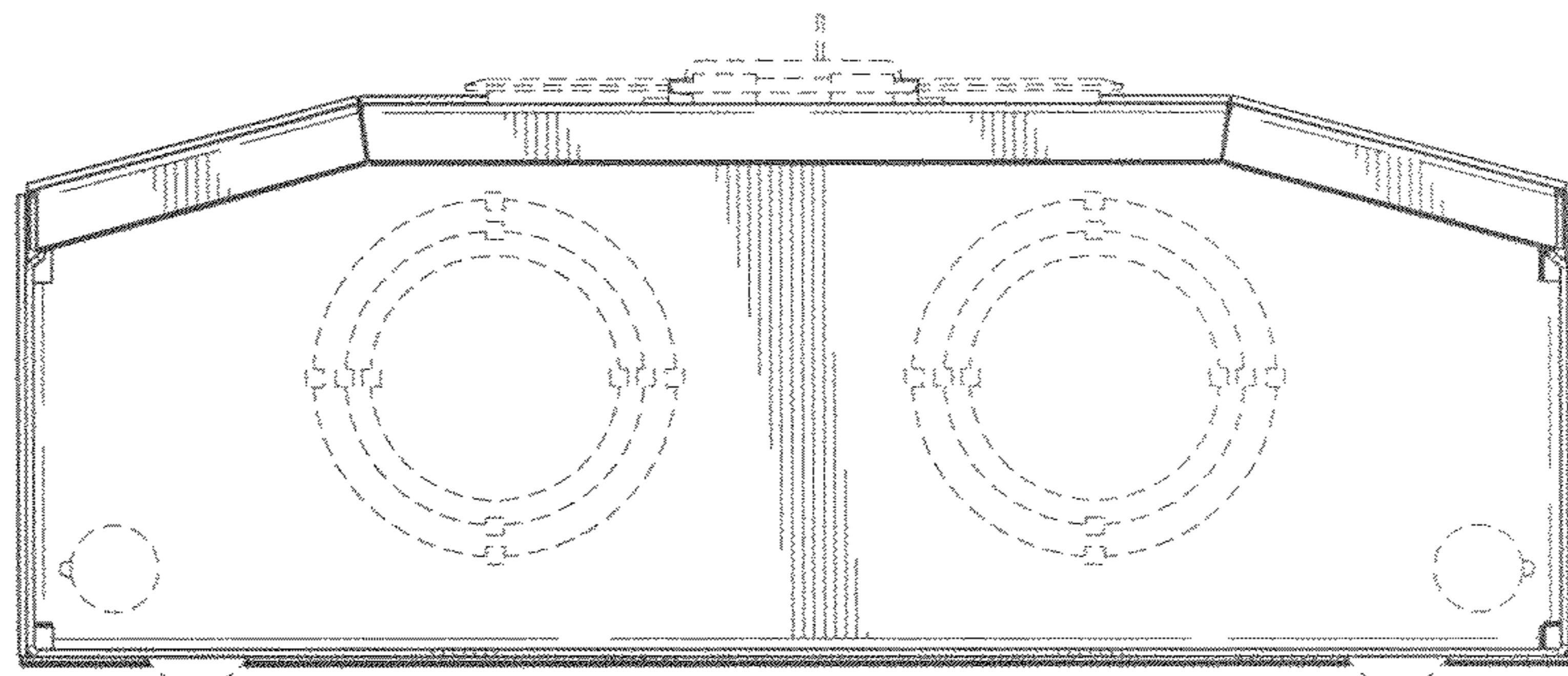


FIG. 5