



US00D703555S

(12) **United States Design Patent**  
**Monachon**

(10) **Patent No.:** **US D703,555 S**

(45) **Date of Patent:** **\*\* Apr. 29, 2014**

(54) **WRISTWATCH**

(71) Applicant: **Omega SA (Omega AG) (Omega Ltd.)**,  
Biel/Bienne (CH)

(72) Inventor: **Jean-Claude Monachon**, Bevaix (CH)

(73) Assignee: **Omega SA (Omega AG) (Omega Ltd.)**,  
Biel/Bienne (CH)

(\*\*) Term: **14 Years**

(21) Appl. No.: **29/468,930**

(22) Filed: **Oct. 4, 2013**

(30) **Foreign Application Priority Data**

Apr. 4, 2013 (WO) ..... DM 080 737

(51) **LOC (10) Cl.** ..... **10-02**

(52) **U.S. Cl.**  
USPC ..... **D10/32**

(58) **Field of Classification Search**  
USPC ..... D10/30-39, 122-132; 368/276, 281,  
368/282, 80, 223, 228; D11/3, 16  
See application file for complete search history.

(56) **References Cited**

**U.S. PATENT DOCUMENTS**

D278,605 S *	4/1985	Didisheim	.....	D10/39
D322,037 S *	12/1991	Takani	.....	D10/32
D324,829 S *	3/1992	Bock	.....	D10/126
D365,286 S *	12/1995	Florian	.....	D10/32
D502,412 S *	3/2005	Monachon	.....	D10/39

D507,974 S *	8/2005	Strasser	.....	D10/30
D541,674 S *	5/2007	Senggen et al.	.....	D10/32
D553,019 S *	10/2007	Senggen et al.	.....	D10/32
D558,633 S *	1/2008	Wei	.....	D10/126
D568,176 S *	5/2008	Monachon	.....	D10/32
D580,796 S *	11/2008	Calvani	.....	D10/33
D591,180 S *	4/2009	Monachon	.....	D10/39
D614,512 S *	4/2010	Monachon	.....	D10/32
D617,662 S *	6/2010	Monachon	.....	D10/32
D656,418 S *	3/2012	Scheufele	.....	D10/39
D671,014 S *	11/2012	Monachon	.....	D10/32
D671,015 S *	11/2012	Monachon	.....	D10/32
D674,710 S *	1/2013	Monachon	.....	D10/32

\* cited by examiner

*Primary Examiner* — Lucy Lieberman

(74) *Attorney, Agent, or Firm* — Donald J. Ranft; Collen IP

(57) **CLAIM**

The ornamental design for a wristwatch, as shown and described.

**DESCRIPTION**

FIG. 1 is a front right perspective view of a wristwatch showing my new design;  
FIG. 2 is a front view thereof;  
FIG. 3 is a rear view thereof;  
FIG. 4 is a left side view thereof;  
FIG. 5 is a right side view thereof;  
FIG. 6 is a bottom view thereof; and,  
FIG. 7 is a top view thereof.  
The portions of the wristwatch shown in broken lines form no part of the claimed design.

**1 Claim, 7 Drawing Sheets**






FIG. 1




FIG. 2

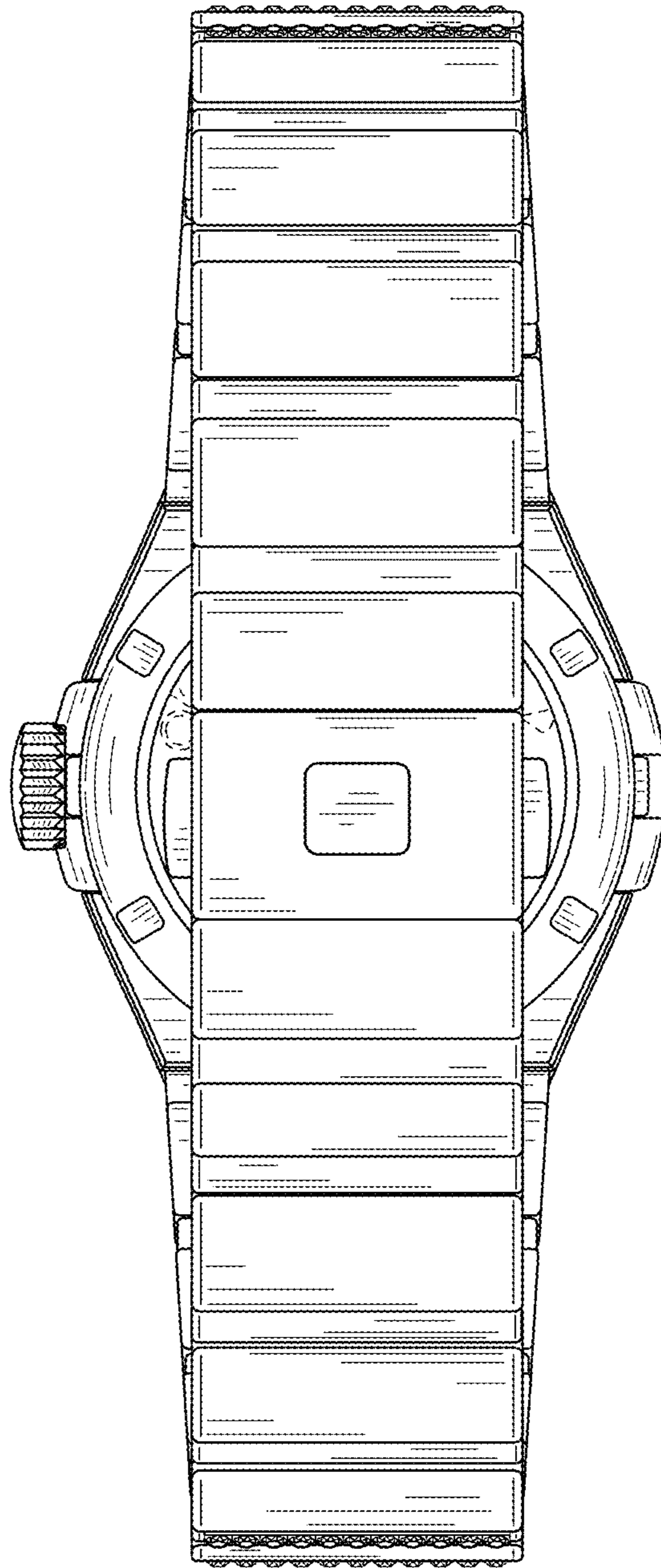


FIG. 3

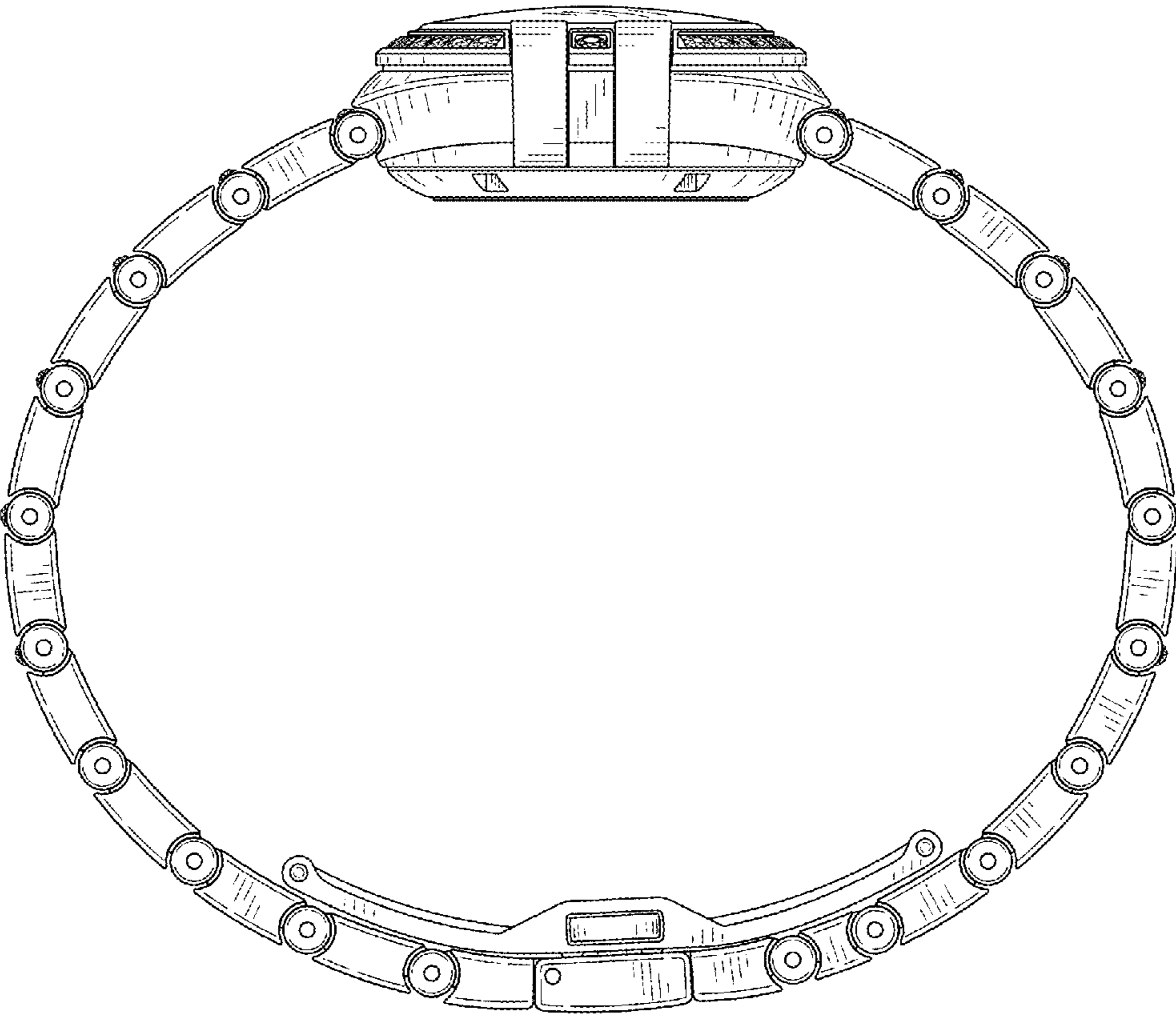


FIG. 4

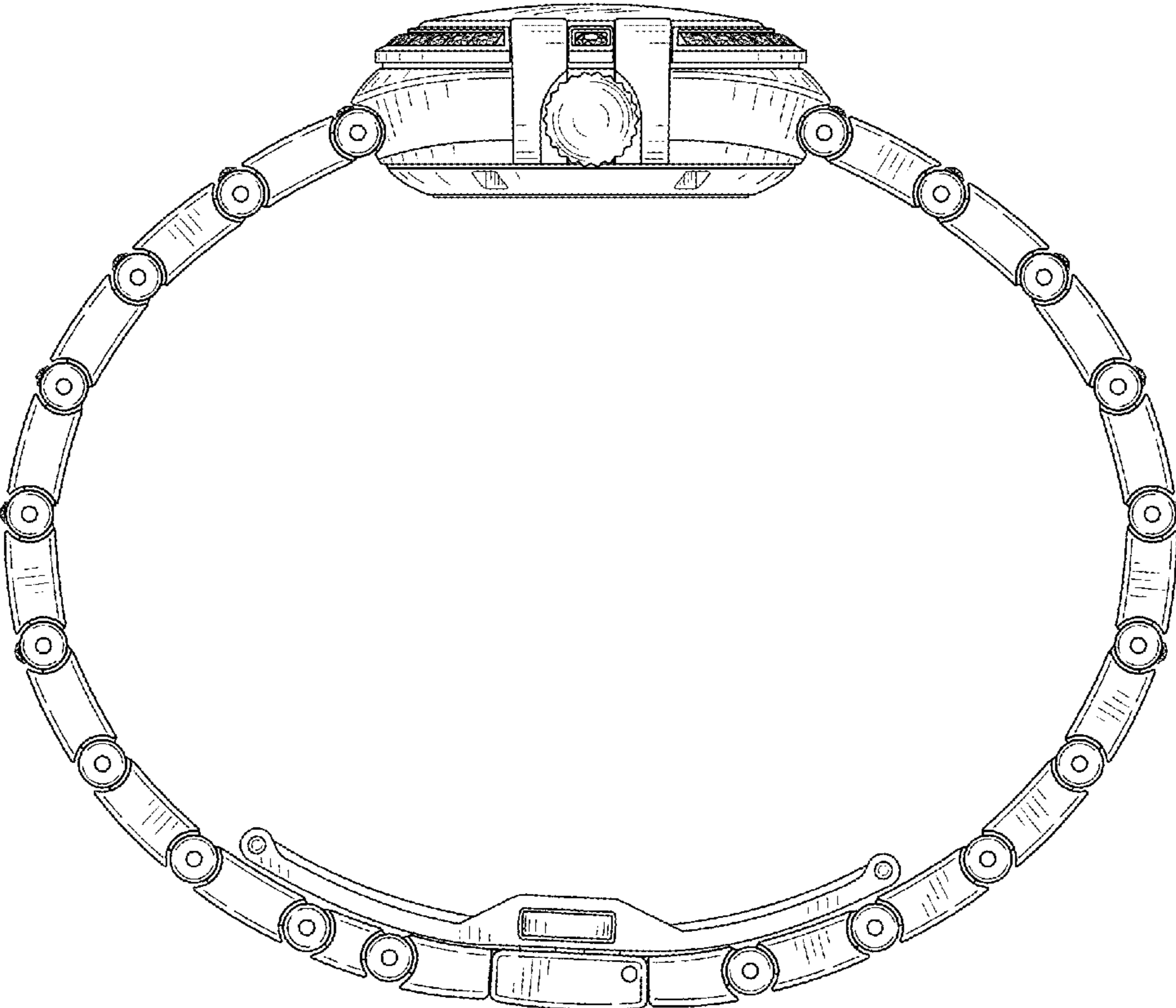


FIG. 5




FIG. 6




FIG. 7