



US00D703544S

(12) **United States Design Patent**
Limback

(10) **Patent No.:** **US D703,544 S**

(45) **Date of Patent:** **** Apr. 29, 2014**

(54) **PACKAGE FOR PRODUCT**

(71) Applicant: **Aventisub II Inc.**, Greenville, DE (US)

(72) Inventor: **Nancy Gail Limback**, Bridgewater, NJ (US)

(73) Assignee: **Aventisub II Inc.**, Greenville, DE (US)

(**) Term: **14 Years**

(21) Appl. No.: **29/439,683**

(22) Filed: **Dec. 13, 2012**

(51) **LOC (10) Cl.** **09-01**

(52) **U.S. Cl.**
USPC **D9/652; D9/732**

(58) **Field of Classification Search**
USPC D9/600, 652, 730-733, 414-415, 420,
D9/423-426; 206/457, 461-471, 495, 531,
206/539

See application file for complete search history.

(56) **References Cited**

U.S. PATENT DOCUMENTS

D112,273 S *	11/1938	Blunt	D9/652
D271,063 S	10/1983	Compton		
D271,161 S	11/1983	Compton		
D312,276 S	11/1990	Fisherman et al.		
D313,182 S *	12/1990	Diepois	D9/415
5,078,266 A	1/1992	Rackley		
D327,425 S *	6/1992	Hamada et al.	D9/415
D359,900 S	7/1995	Hawthorne		
D388,457 S	12/1997	Wagner		
D396,489 S	7/1998	Siemon et al.		
D401,274 S	11/1998	Sills et al.		
5,984,099 A	11/1999	Shimizu et al.		
6,053,321 A *	4/2000	Kayser	206/470
D426,262 S	6/2000	Humphrey		
D437,777 S *	2/2001	Wootton	D9/415
D439,512 S	3/2001	Wootton		
D448,799 S	10/2001	Moor		
D456,841 S	5/2002	Bock		

D462,987 S	9/2002	Ruscetta et al.
D468,348 S	1/2003	Nishikawa
6,659,271 B2	12/2003	Parsons
6,874,636 B2	4/2005	Paliotta et al.

(Continued)

OTHER PUBLICATIONS

Notice of Allowance issued on Dec. 30, 2013 in Design U.S. Appl. No. 29/439,685.

(Continued)

Primary Examiner — Sandra Morris

(74) *Attorney, Agent, or Firm* — Scully, Scott, Murphy & Presser, P.C.

(57) **CLAIM**

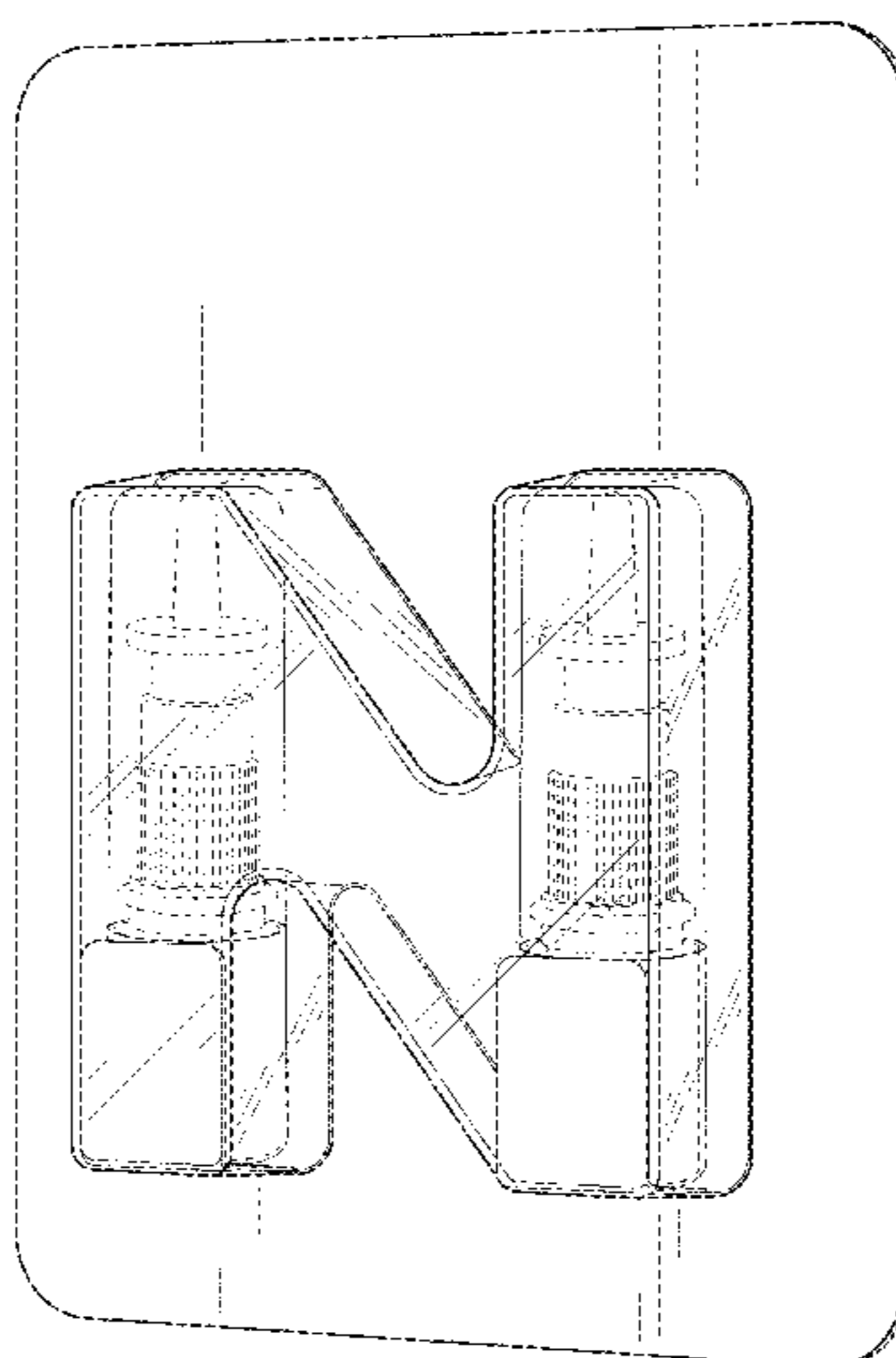
The ornamental design for a package for product, as shown and described.

DESCRIPTION

FIG. 1 is a perspective view of a package for product showing the first embodiment of my new design;
 FIG. 2 is a front view thereof;
 FIG. 3 is a rear view thereof;
 FIG. 4 is a side view thereof;
 FIG. 5 is an opposite side view thereof;
 FIG. 6 is a top view thereof;
 FIG. 7 is a bottom view thereof;
 FIG. 8 is a perspective view of a package for product showing the second embodiment of my new design;
 FIG. 9 is a front view thereof;
 FIG. 10 is a rear view thereof;
 FIG. 11 is a side view thereof;
 FIG. 12 is an opposite side view thereof;
 FIG. 13 is a top view thereof; and,
 FIG. 14 is a bottom view thereof.

The portions indicated in broken lines are for illustrative purposes only and form no part of the claimed design.

1 Claim, 10 Drawing Sheets



(56)

References Cited

U.S. PATENT DOCUMENTS

6,913,149 B2 7/2005 Gelardi et al.
 D509,848 S 9/2005 Whittington et al.
 D510,949 S 10/2005 Whittington et al.
 D523,473 S 6/2006 Regala
 D525,864 S * 8/2006 Hiolin D9/415
 D545,690 S * 7/2007 Tsutsumi et al. D9/732
 D550,769 S 9/2007 Pollard
 7,325,689 B2 2/2008 Buss
 D564,019 S 3/2008 Matsuzawa
 7,360,652 B2 4/2008 Arnold
 D592,947 S * 5/2009 Neves et al. D9/415
 7,681,733 B2 * 3/2010 Grosskopf 206/462
 7,748,535 B2 7/2010 Grosskopf
 7,896,161 B2 3/2011 Reilley et al.
 D642,615 S 8/2011 Naimi
 D644,690 S 9/2011 Mott, Sr. et al.
 D647,560 S 10/2011 Naimi

8,079,470 B2 12/2011 Trajkovich
 8,151,988 B2 * 4/2012 Smith et al. 206/462
 D658,990 S 5/2012 Specker et al.
 8,413,813 B2 4/2013 Grosskopf
 8,459,453 B2 6/2013 Parker et al.
 2004/0026293 A1 2/2004 Hughes
 2007/0017847 A1 1/2007 Leifeld
 2007/0056876 A1 3/2007 Jones
 2007/0068844 A1 3/2007 Weston
 2009/0194445 A1 8/2009 Morgan et al.
 2009/0194452 A1 8/2009 Hession et al.
 2010/0264153 A1 10/2010 Bellamah et al.
 2010/0294683 A1 11/2010 Mish et al.

OTHER PUBLICATIONS

Office Action issued on Nov. 14, 2013 in Design U.S. Appl. No. 29/457,583.

* cited by examiner

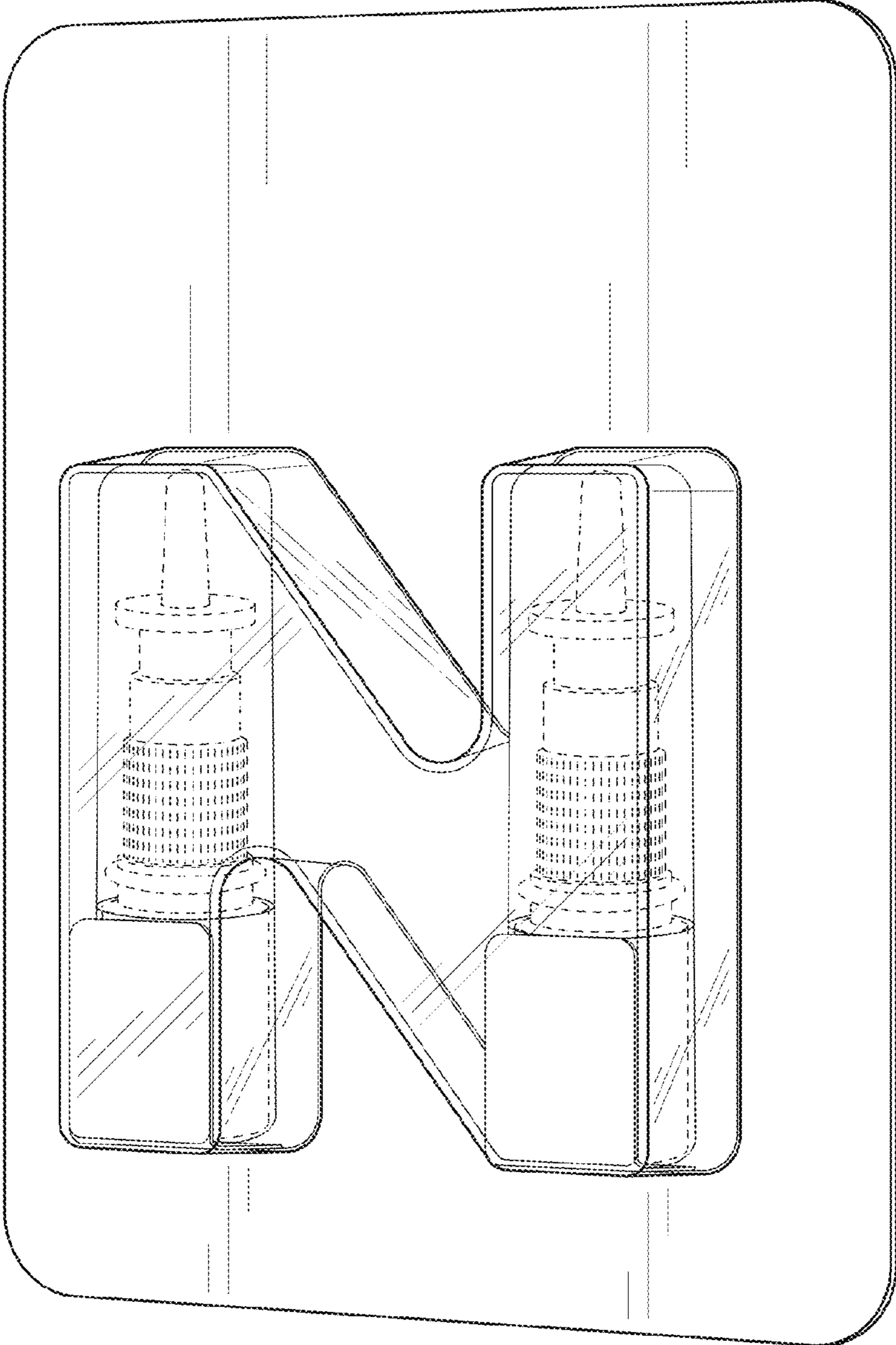


FIG. 1

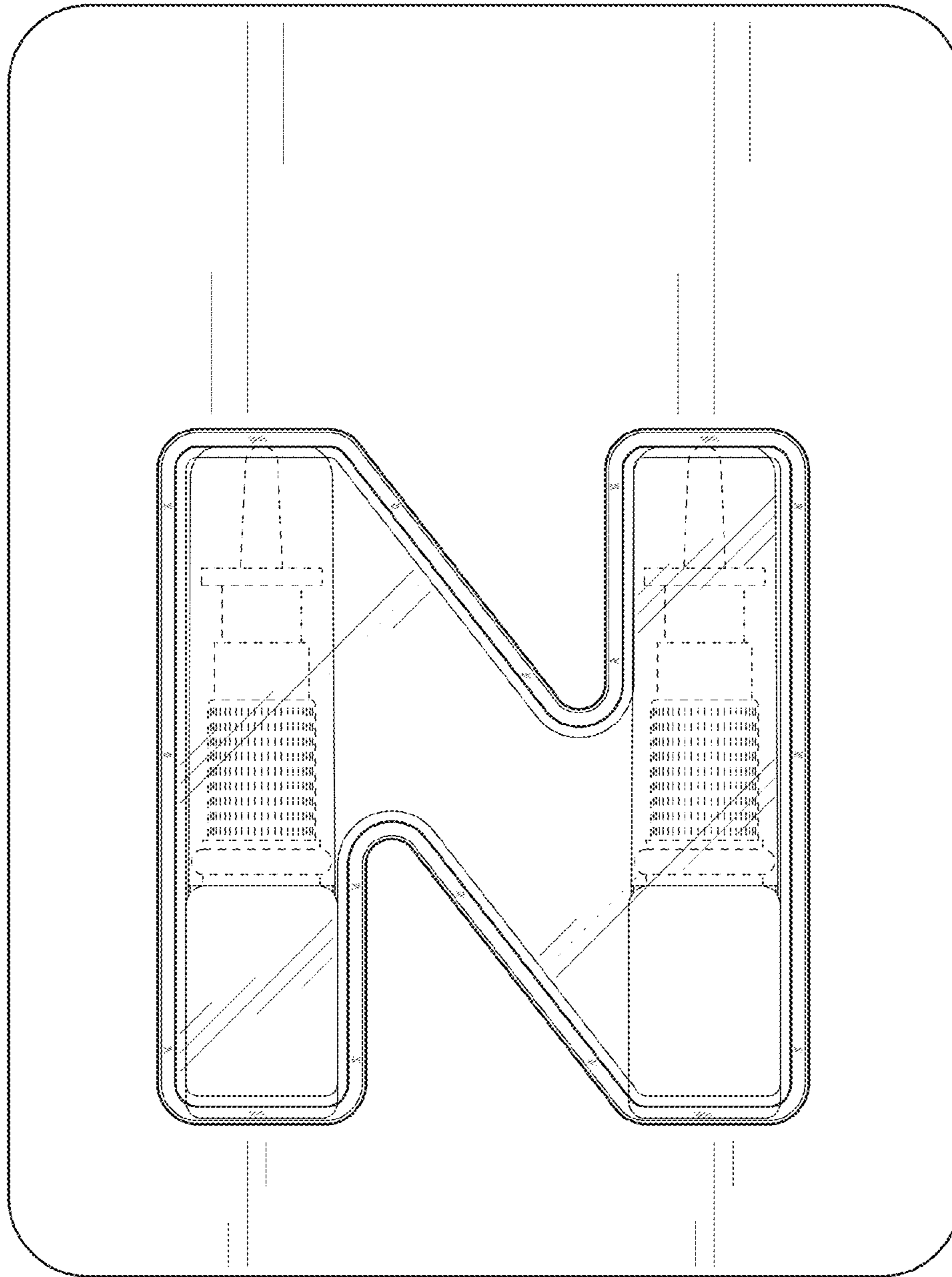


FIG. 2




FIG. 3

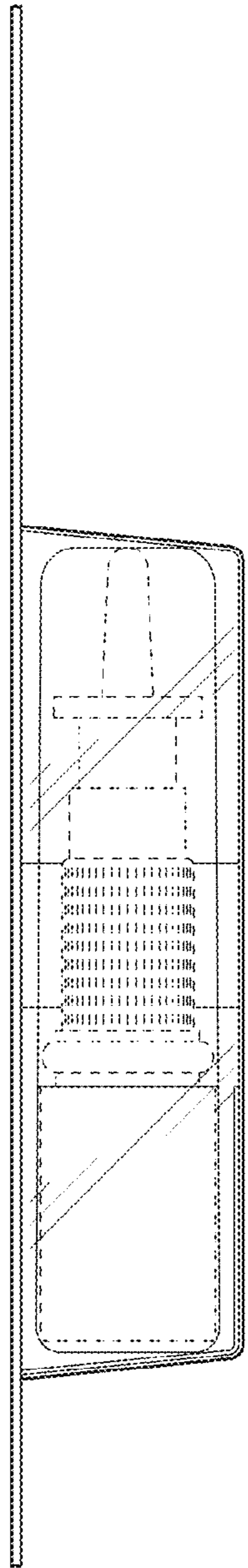


FIG. 4

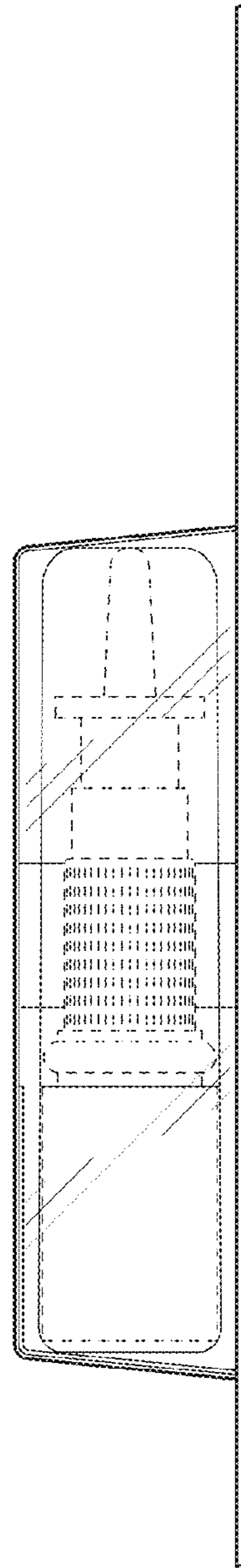


FIG. 5

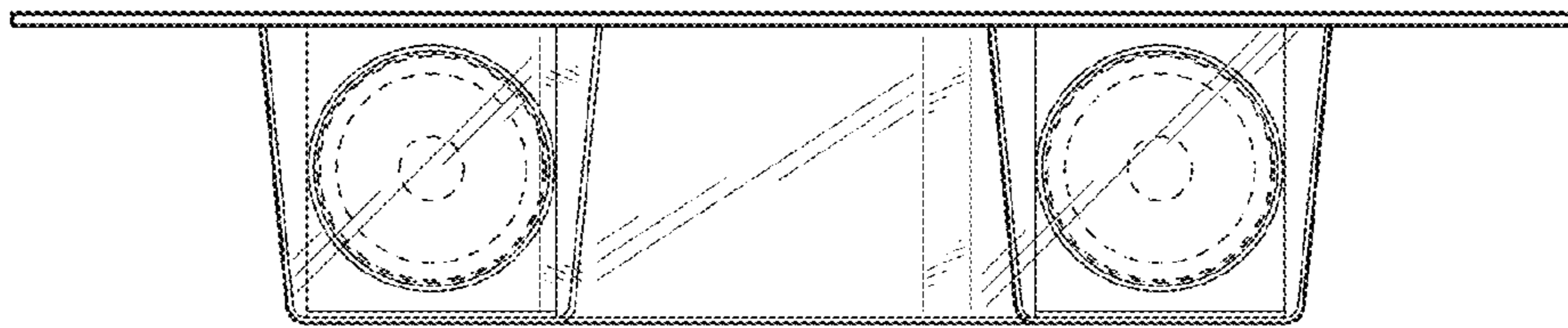


FIG. 6

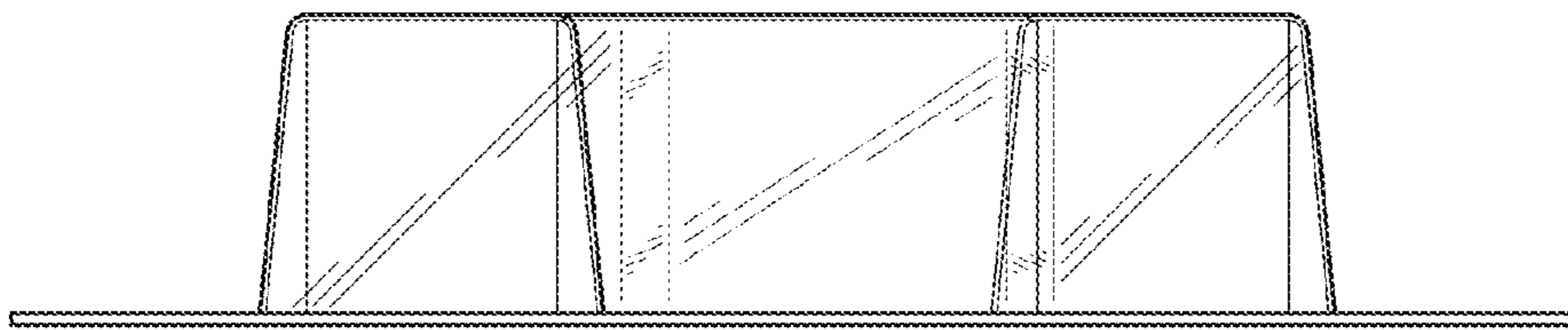


FIG. 7

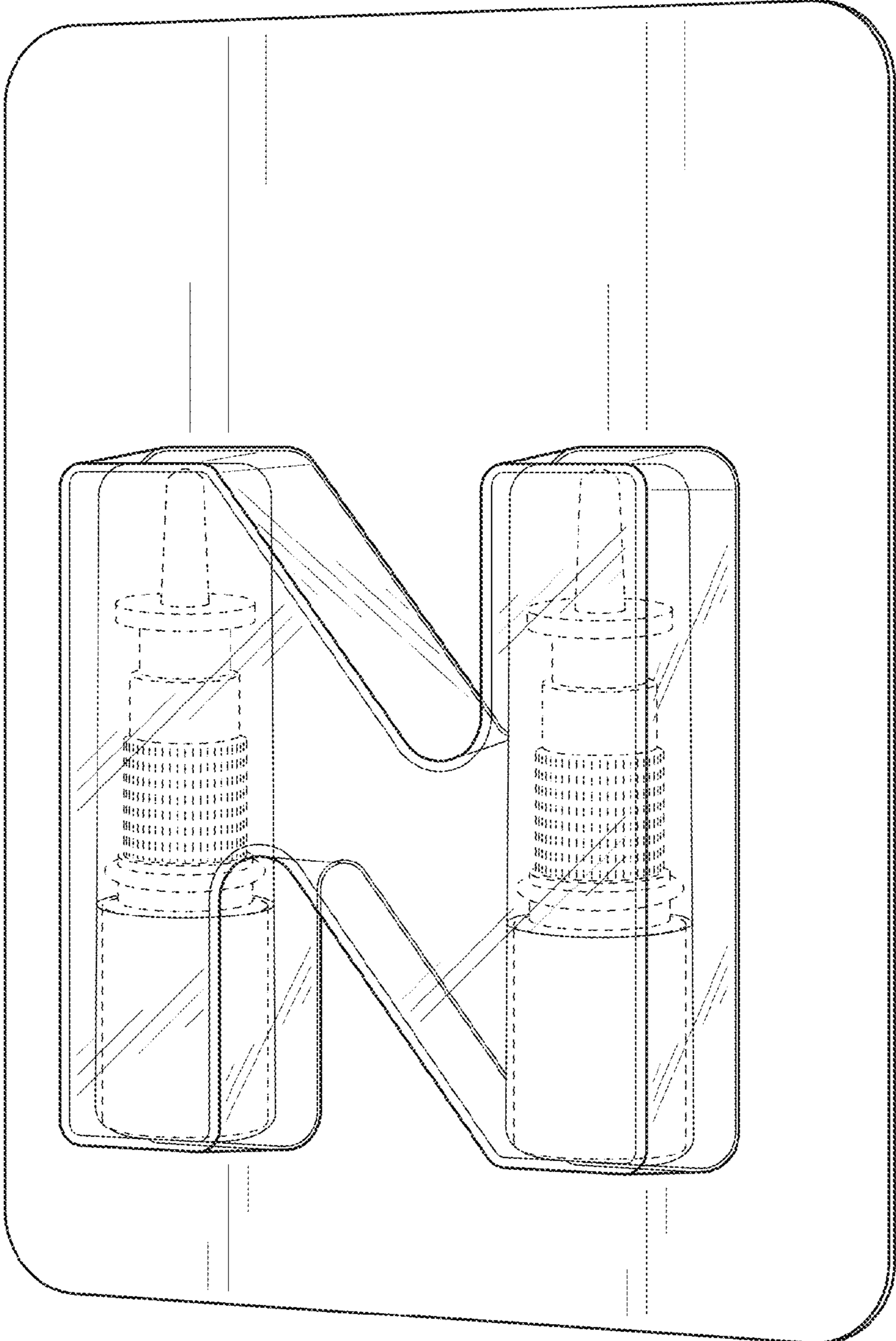


FIG. 8

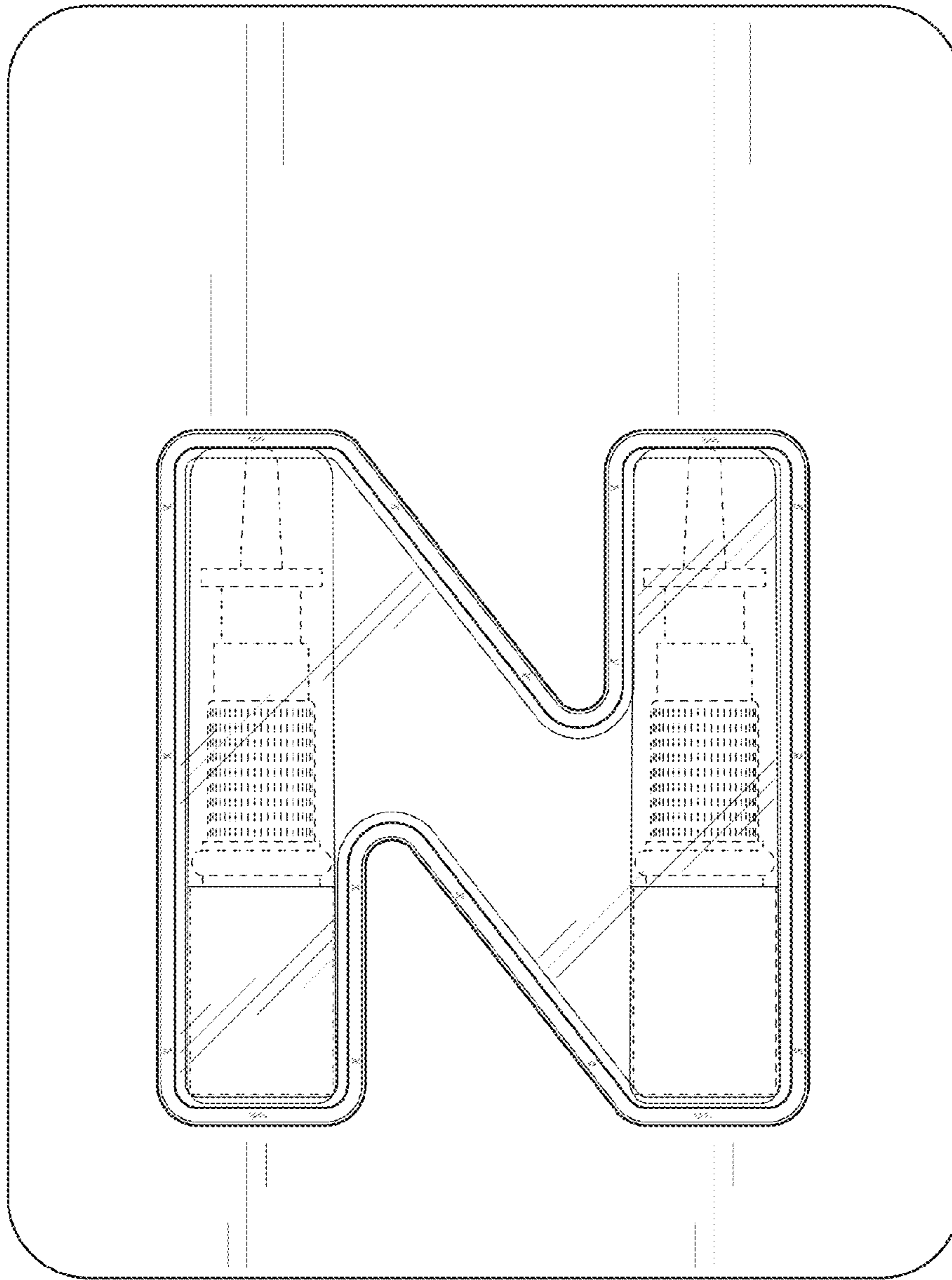


FIG. 9




FIG. 10

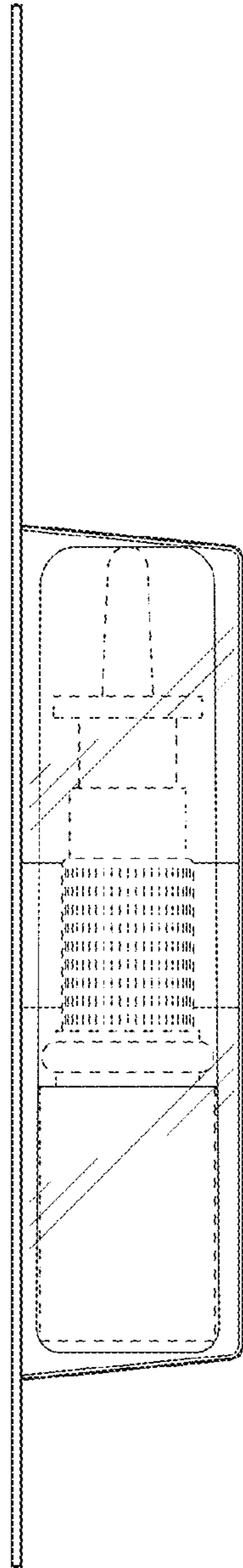


FIG. 11

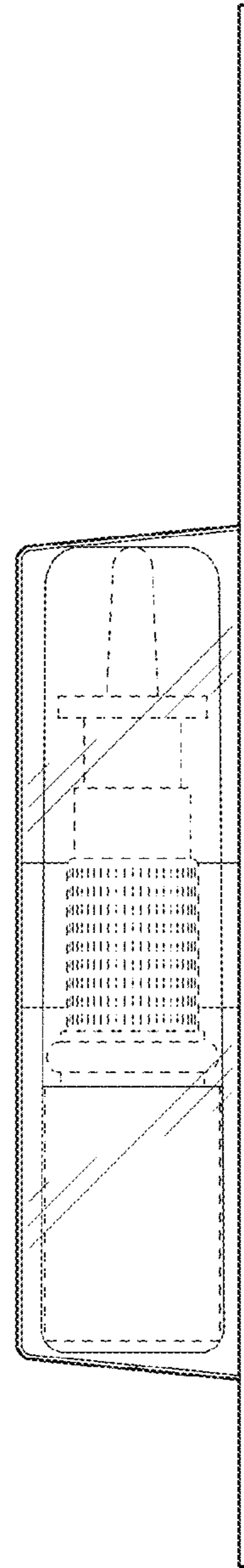


FIG. 12

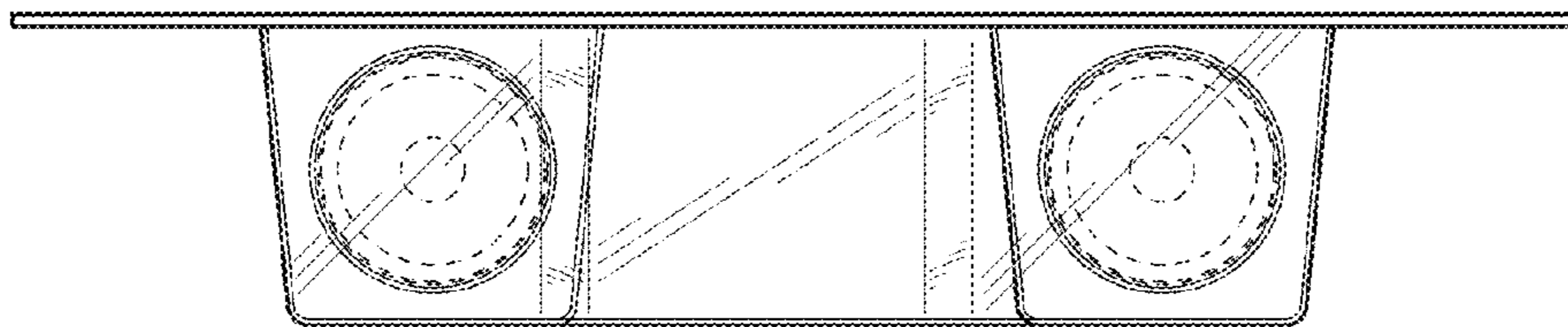


FIG. 13

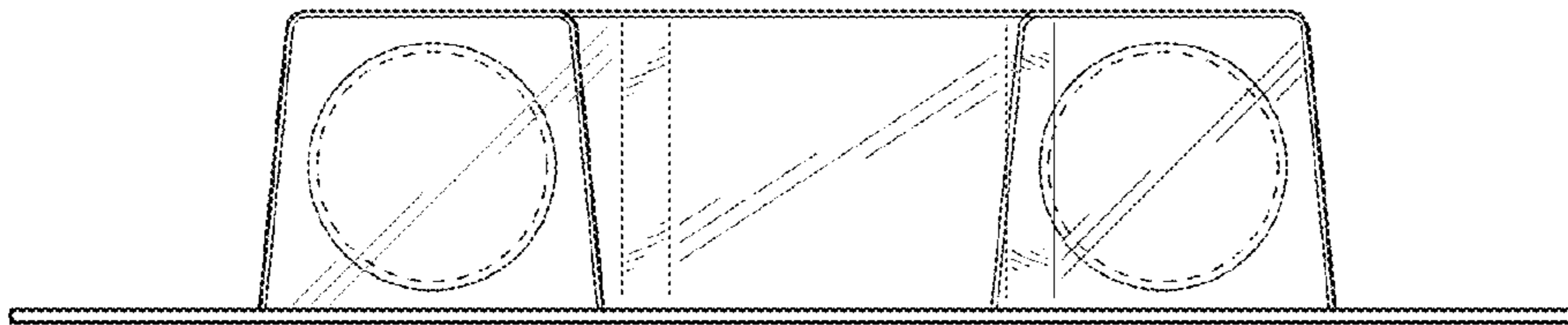


FIG. 14