



US00D703526S

(12) **United States Design Patent**  
**Quinn et al.**

(10) **Patent No.:** **US D703,526 S**  
(45) **Date of Patent:** **\*\* \*Apr. 29, 2014**

(54) **DISPLAY FOR GLOVES**

(71) Applicants: **John F. Quinn**, Allison Park, PA (US);  
**Debbie Skatell-Wehner**, Oakmont, PA (US); **Peter Everett**, Collinsville, CT (US)

(72) Inventors: **John F. Quinn**, Allison Park, PA (US);  
**Debbie Skatell-Wehner**, Oakmont, PA (US); **Peter Everett**, Collinsville, CT (US)

(73) Assignee: **Safety Works, LLC**, Wexford, PA (US)

(\*) Notice: This patent is subject to a terminal disclaimer.

(\*\*) Term: **14 Years**

(21) Appl. No.: **29/441,175**

(22) Filed: **Jan. 2, 2013**

(51) **LOC (10) Cl.** ..... **09-03**

(52) **U.S. Cl.**  
USPC ..... **D9/415**

(58) **Field of Classification Search**  
USPC ..... D9/415, 414, 416, 418, 419, 428, 442, D9/447, 430, 432-433, 456, 424, 503, 501, D9/695, 696, 697, 699, 690, 686, 688, 689, D9/711, 715, 721, 710, 718, 736, 740, 743, D9/744, 749, 757, 767, 772, 781, 753, 742, D9/739, 72; 206/395, 397-398, 223, 736, 206/756, 495, 349, 760, 541, 784; 229/395, 229/938, 902, 409, 125.05, 116.1

See application file for complete search history.

(56) **References Cited**

**U.S. PATENT DOCUMENTS**

5,477,964	A	*	12/1995	Hart	.....	206/349
6,073,758	A	*	6/2000	Webster et al.	.....	206/6.1
D434,649	S	*	12/2000	Hatch	.....	D9/415
D478,508	S	*	8/2003	Kumakura	.....	D9/451
D524,653	S	*	7/2006	Baumgarten	.....	D9/457
D588,933	S	*	3/2009	Bonzagni et al.	.....	D9/711

**OTHER PUBLICATIONS**

<http://www.gizmodo.in/design/This-Emergency-Hook-Folds-Up-and-Fits-In-Your-Wallet/ar...>\*

\* cited by examiner

*Primary Examiner* — Robert M. Spear

*Assistant Examiner* — Rhea Shields

(74) *Attorney, Agent, or Firm* — Bartony & Associates, LLC

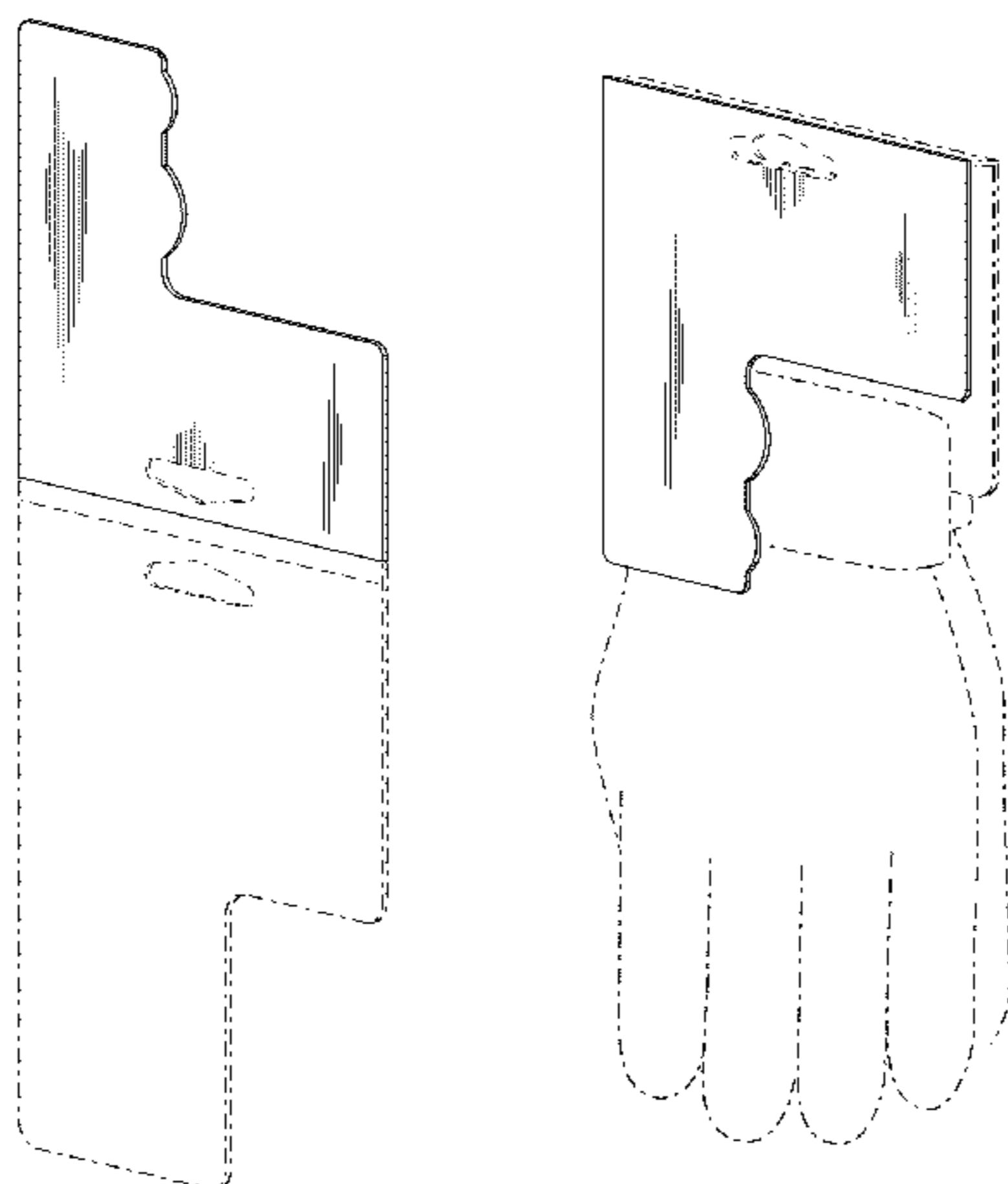
(57) **CLAIM**

The ornamental design for a display for gloves, as shown and described.

**DESCRIPTION**

FIG. 1 is a perspective view of a display for gloves showing our new design in an unused condition;  
FIG. 2 is a front view thereof, the rear view is identical;  
FIG. 3 is a side view thereof  
FIG. 4 is a side view thereof, opposite the side view of FIG. 3,  
FIG. 5 is a top view thereof;  
FIG. 6 is a bottom view thereof;  
FIG. 7 is a perspective view of the display for gloves of FIG. 1 shown in a used condition;  
FIG. 8 is another perspective view of the display for gloves of FIG. 1 shown in a used condition, having a pair of gloves therein, wherein the gloves are illustrated in broken lines;  
FIG. 9 is a front view of the display for gloves of FIG. 1 shown in a used condition;  
FIG. 10 is a rear view thereof, shown in a used condition;  
FIG. 11 is a side view thereof, shown in a used condition,  
FIG. 12 is a side view thereof, shown in a used condition, opposite the side view of FIG. 11,  
FIG. 13 is a top view thereof, shown in a used condition; and,  
FIG. 14 is a bottom view thereof, shown in a used condition.  
The broken lines in the figures illustrate unclaimed environment only and form no part of the claimed design.

**1 Claim, 5 Drawing Sheets**



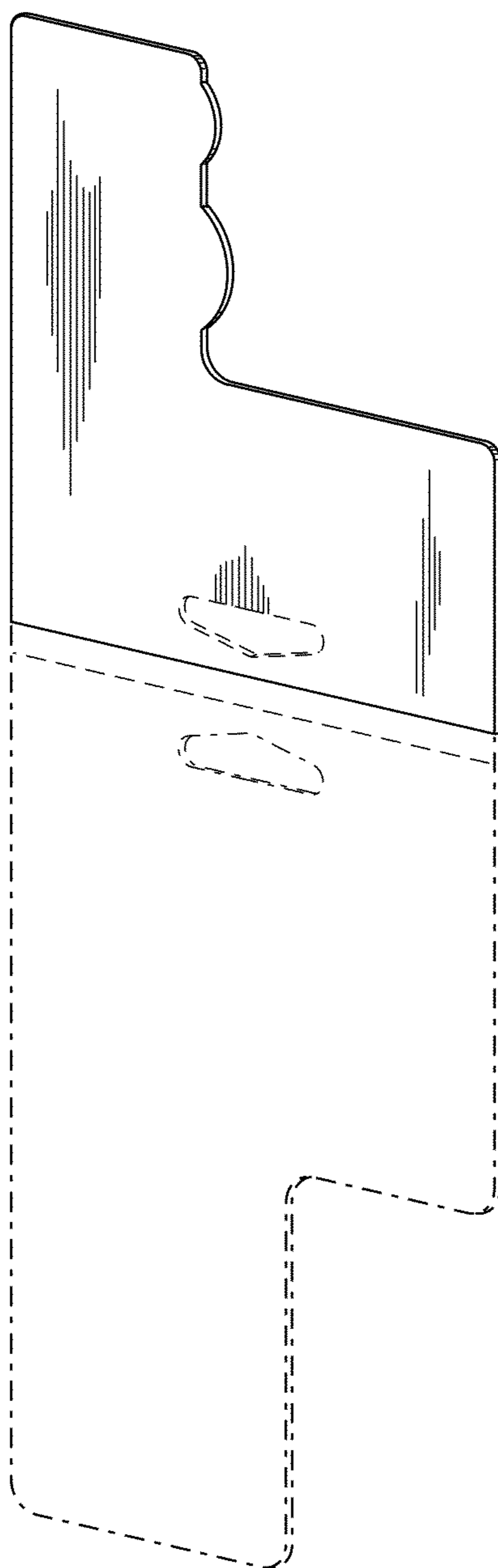


FIG. 1

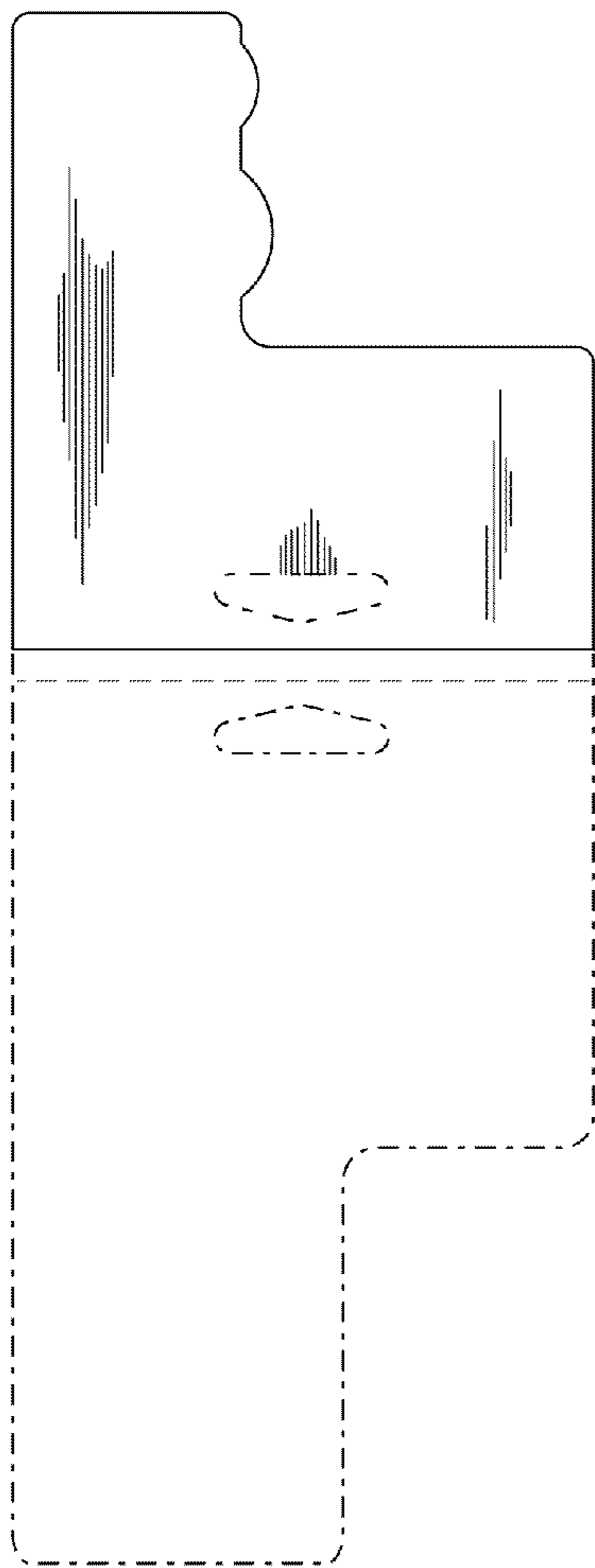


FIG. 2

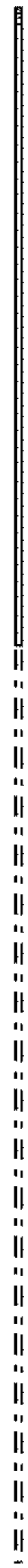


FIG. 3



FIG. 4




FIG. 5



FIG. 6

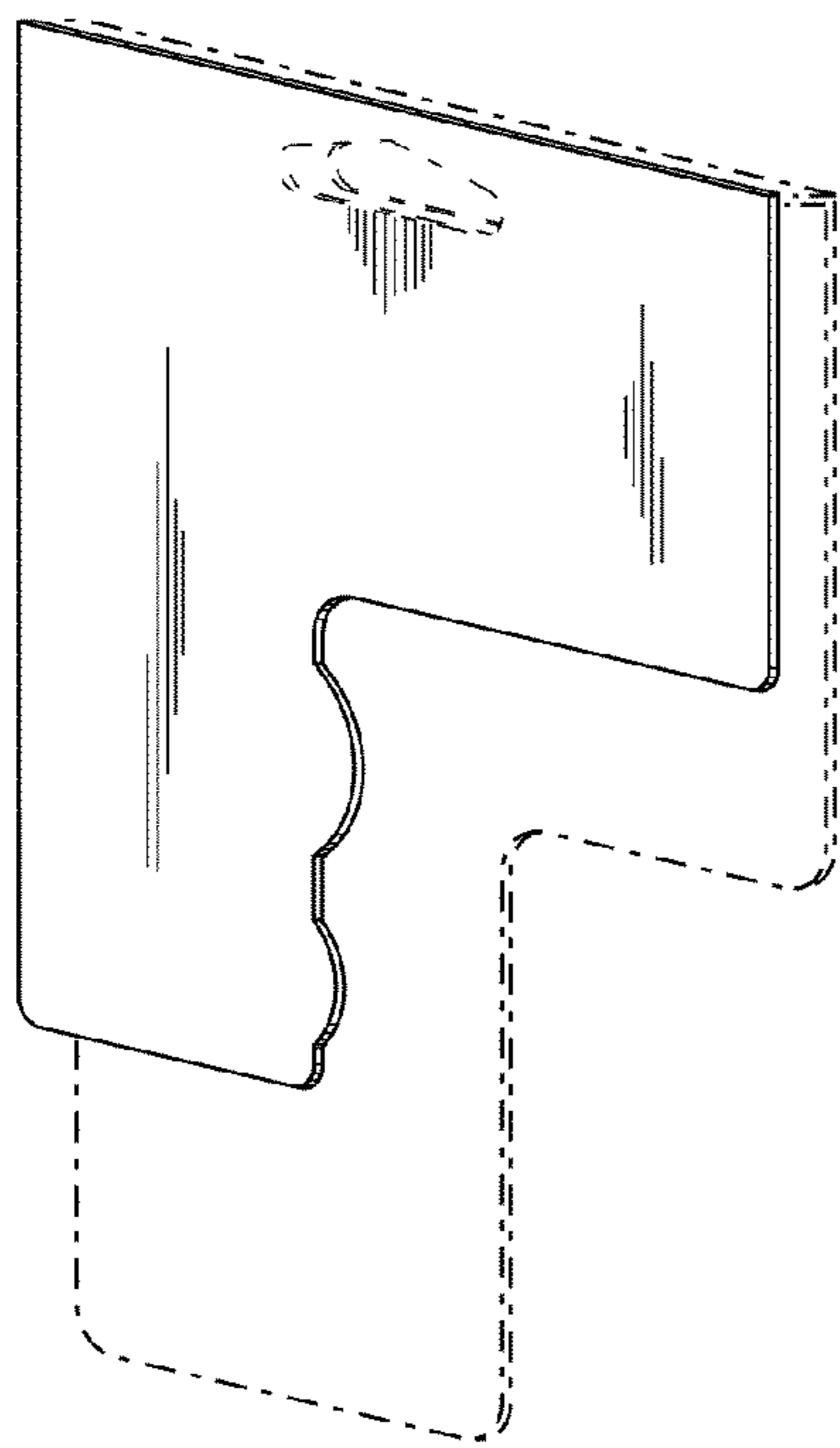


FIG. 7

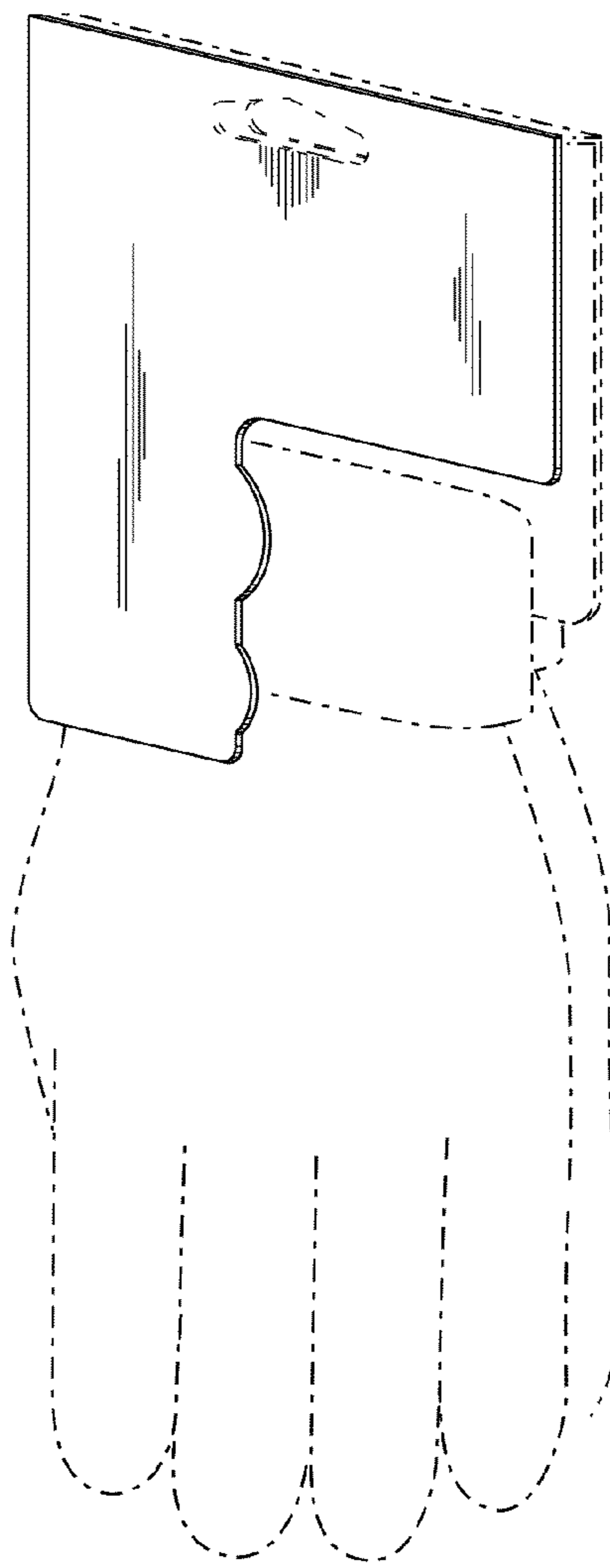


FIG. 8

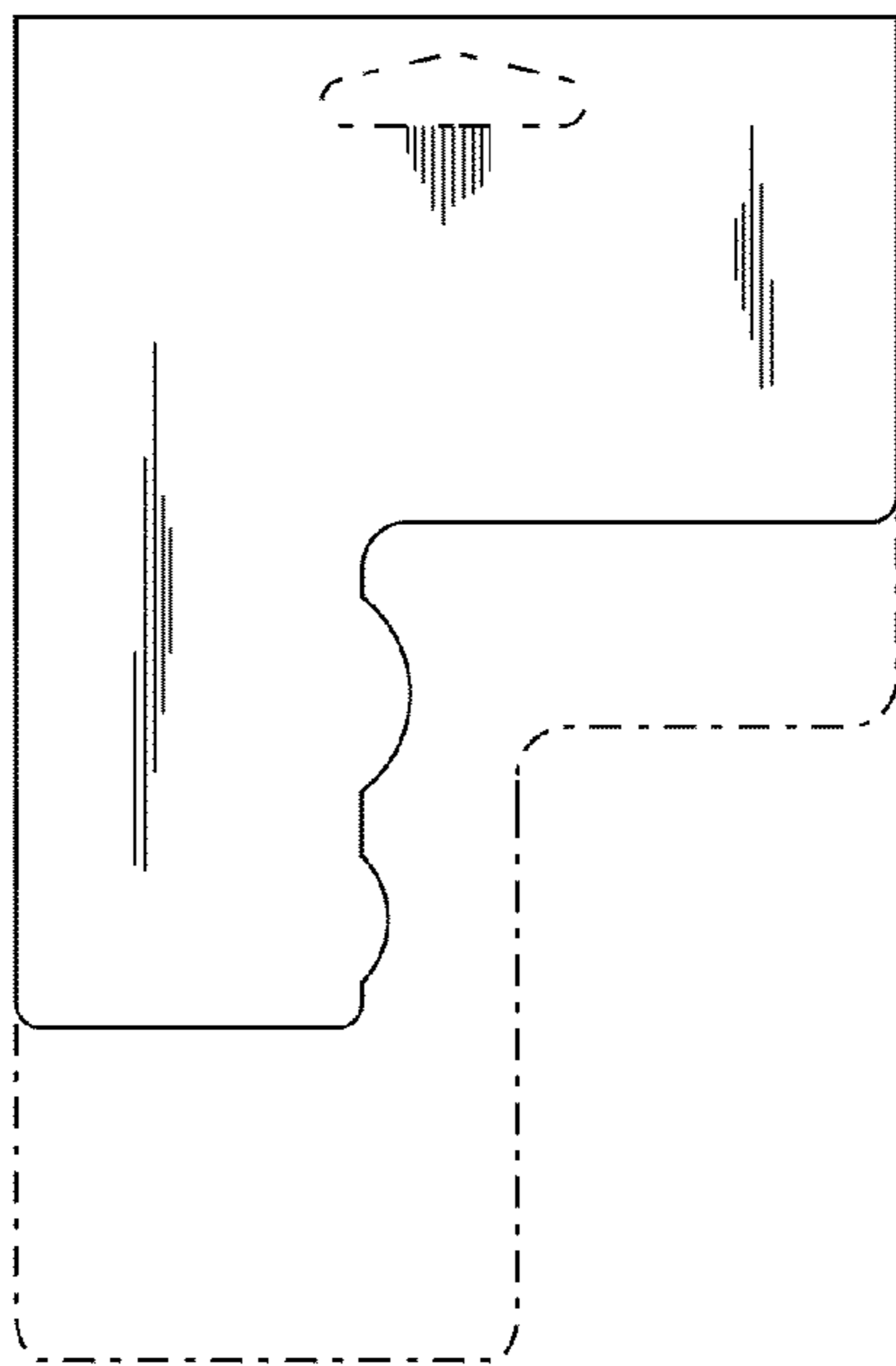


FIG. 9

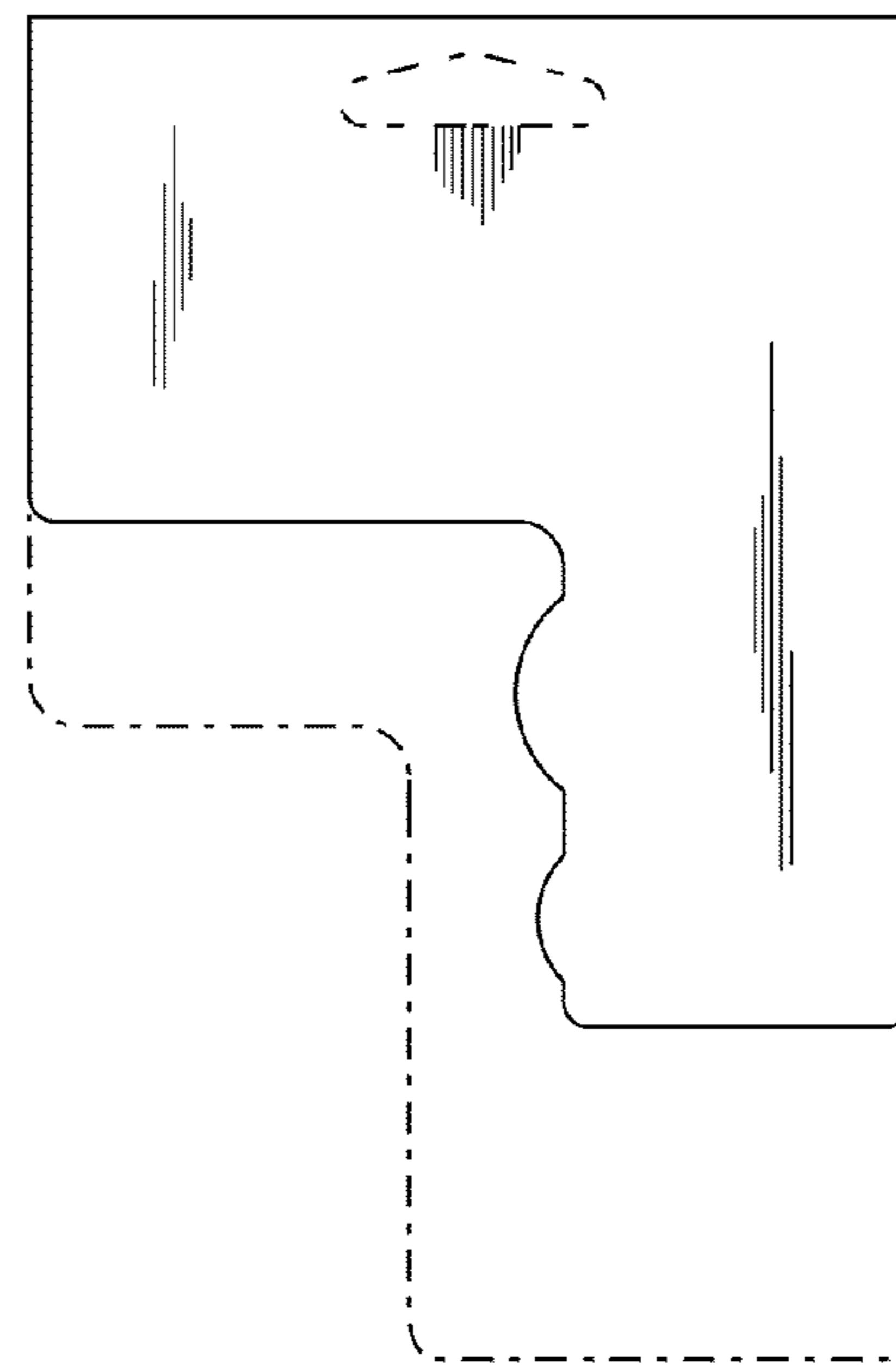


FIG. 10




FIG. 11




FIG. 12



FIG. 13




FIG. 14