



US00D703505S

(12) **United States Design Patent**  
**Abel et al.**

(10) **Patent No.:** **US D703,505 S**

(45) **Date of Patent:** **\*\* Apr. 29, 2014**

(54) **WRENCH**

(75) Inventors: **Michael Abel**, Radevormwald (DE);  
**Ralf-Richard Richter**, Wuppertal (DE)

(73) Assignee: **Wera-Werk Hermann Werner GmbH & Co. KG**, Wuppertal (DE)

(\*\*) Term: **14 Years**

(21) Appl. No.: **29/430,586**

(22) Filed: **Aug. 28, 2012**

(30) **Foreign Application Priority Data**

Mar. 1, 2012 (EM) ..... 001316293

(51) **LOC (10) Cl.** ..... **08-05**

(52) **U.S. Cl.**  
USPC ..... **D8/28**

(58) **Field of Classification Search**  
USPC ..... D8/17, 21-29; 81/58, 58.2, 119, 124.2,  
81/124.4, 125.1, 186  
See application file for complete search history.

(56) **References Cited**

**U.S. PATENT DOCUMENTS**

2,909,954 A \* 10/1959 Rhoads ..... 81/186  
4,143,283 A \* 3/1979 Graf et al. .... 307/66

4,406,188 A \* 9/1983 Mills ..... 81/180.1  
5,960,679 A \* 10/1999 Schultheis ..... 81/58.2  
D424,866 S \* 5/2000 Choi ..... D7/381  
D437,536 S \* 2/2001 Macor ..... D8/28  
6,186,032 B1 \* 2/2001 Raines ..... 81/119  
6,732,616 B2 \* 5/2004 Lin ..... 81/180.1  
6,871,570 B1 \* 3/2005 Santillan ..... 81/125  
6,899,000 B1 \* 5/2005 Hsien ..... 81/176.2  
D650,645 S \* 12/2011 Dosch et al. .... D8/21  
8,459,153 B2 \* 6/2013 Abel ..... 81/119

\* cited by examiner

*Primary Examiner* — Randall Gholson

(74) *Attorney, Agent, or Firm* — Collard & Roe, P.C.

(57) **CLAIM**

The ornamental design for a wrench, as shown and described.

**DESCRIPTION**

FIG. 1 is a front view of an embodiment of our design for a wrench;

FIG. 2 is a top, front and side perspective view thereof;

FIG. 3 is a top, front and opposite side perspective view thereof;

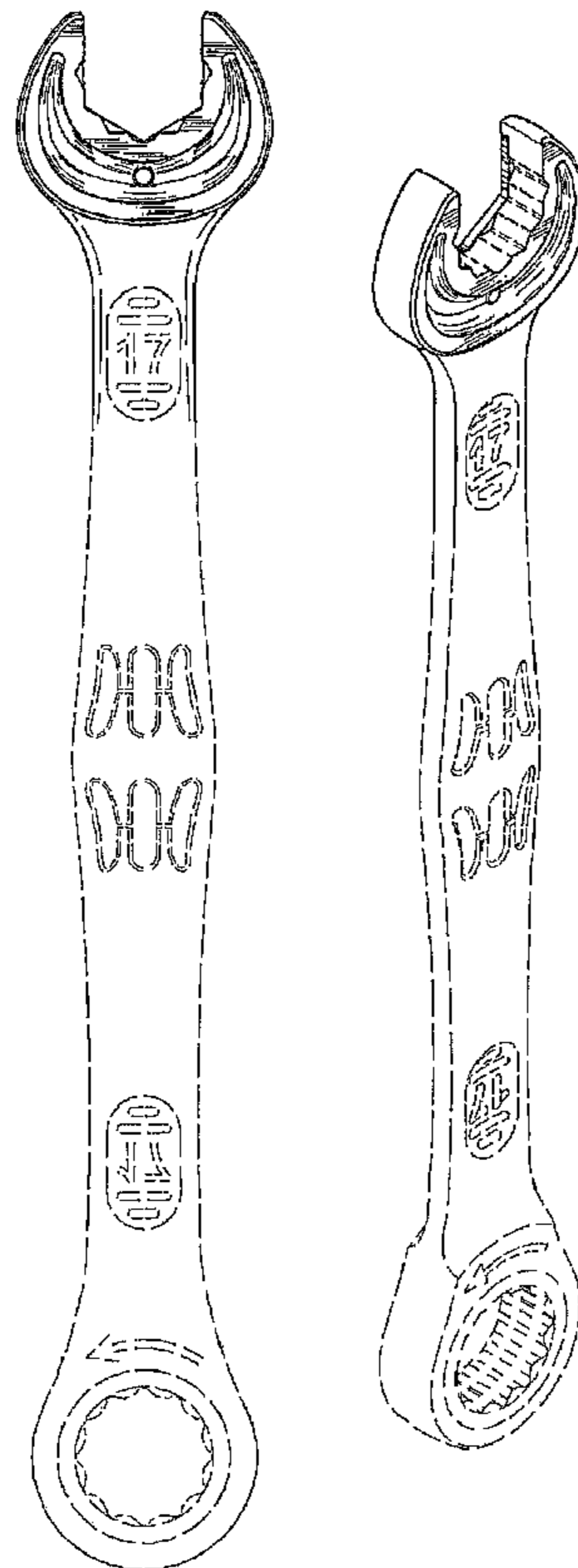
FIG. 4 is a rear view thereof;

FIG. 5 is a top, rear and side perspective view thereof; and,

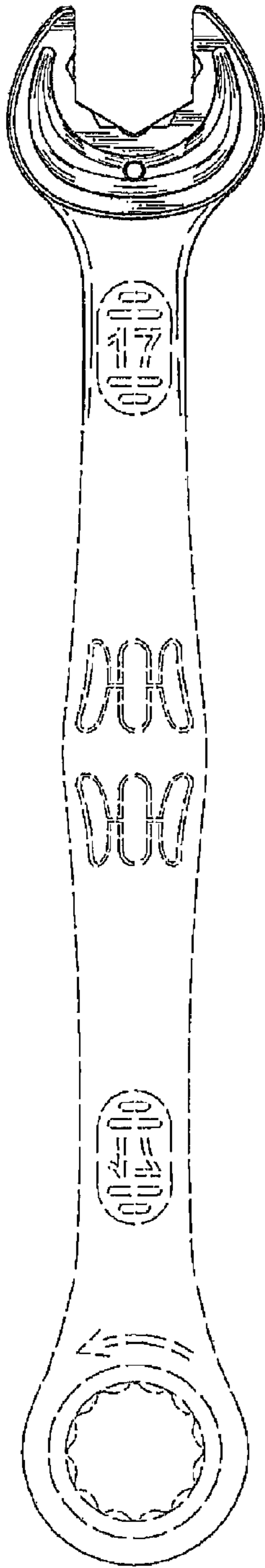
FIG. 6 is a top, rear and opposite side perspective view thereof.

The area shown in broken lines show environmental structure only and form no part of the claimed design.


**1 Claim, 2 Drawing Sheets**



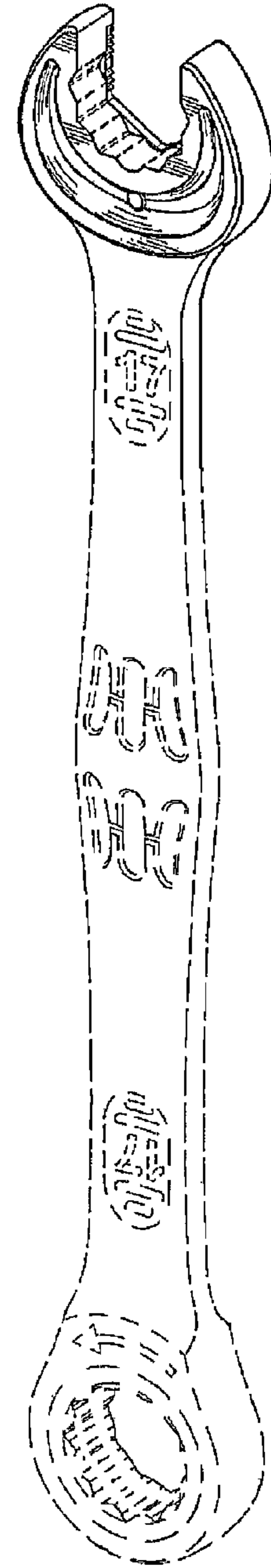
***Fig. 1***



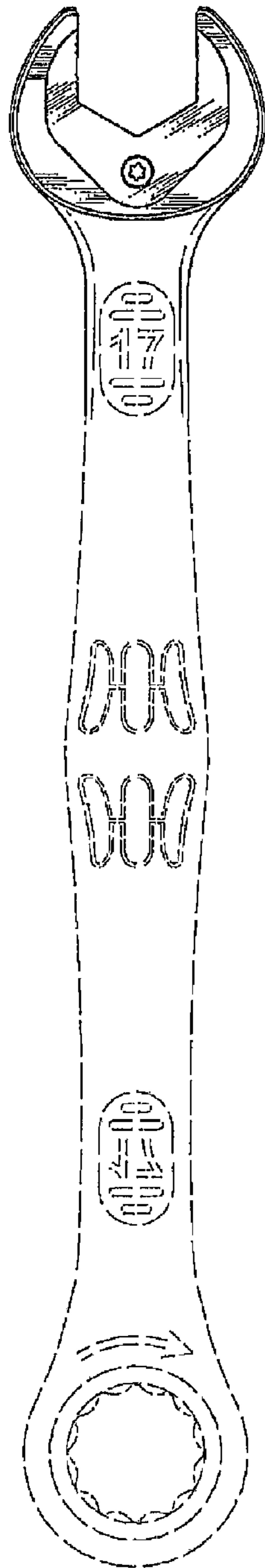
***Fig. 2***




***Fig. 3***



***Fig. 4***



***Fig. 5***



***Fig. 6***

