



US00D703502S

(12) **United States Design Patent**  
**Cheng et al.**

(10) **Patent No.:** **US D703,502 S**  
(45) **Date of Patent:** **\*\* Apr. 29, 2014**

(54) **WRENCH**

- (71) Applicants: **Carson Cheng**, City of Industry, CA (US); **Richard Thomas**, City of Industry, CA (US)
  - (72) Inventors: **Carson Cheng**, City of Industry, CA (US); **Richard Thomas**, City of Industry, CA (US)
  - (73) Assignee: **NCStar Inc.**, City of Industry, CA (US)
  - (\*\*) Term: **14 Years**
  - (21) Appl. No.: **29/442,440**
  - (22) Filed: **Mar. 4, 2013**
  - (51) **LOC (10) Cl.** ..... **08-05**
  - (52) **U.S. Cl.**  
USPC ..... **D8/21**
  - (58) **Field of Classification Search**  
USPC ..... D8/16, 17-19, 21, 33, 34, 43, 88, 89, D8/105, 107, 347; 81/119, 120, 121.1, 81/124.3, 124.4, 125.1, 176.1, 176.2, 186; D22/149
- See application file for complete search history.

(56) **References Cited**

U.S. PATENT DOCUMENTS

1,895,280	A *	1/1933	Currie .....	81/467
2,705,433	A *	4/1955	Goldman .....	81/125.1
D438,437	S *	3/2001	Halstead .....	D8/21
D473,436	S *	4/2003	Pilatzke et al. ....	D8/28
D548,552	S *	8/2007	Elkaim .....	D8/17
D564,316	S *	3/2008	Elkaim .....	D8/17
D598,723	S *	8/2009	Cheng .....	D8/17
D601,393	S *	10/2009	Cui .....	D8/17
D666,883	S *	9/2012	Howard et al. ....	D8/19

\* cited by examiner

*Primary Examiner* — Randall Gholson

(74) *Attorney, Agent, or Firm* — Raymond Y. Chan; David and Raymond Patent Firm

(57) **CLAIM**

The ornamental design for a wrench, as shown and described.

**DESCRIPTION**

FIG. 1 is a perspective view of wrench showing my new design.

FIG. 2 is a front view thereof.

FIG. 3 is a rear view thereof.

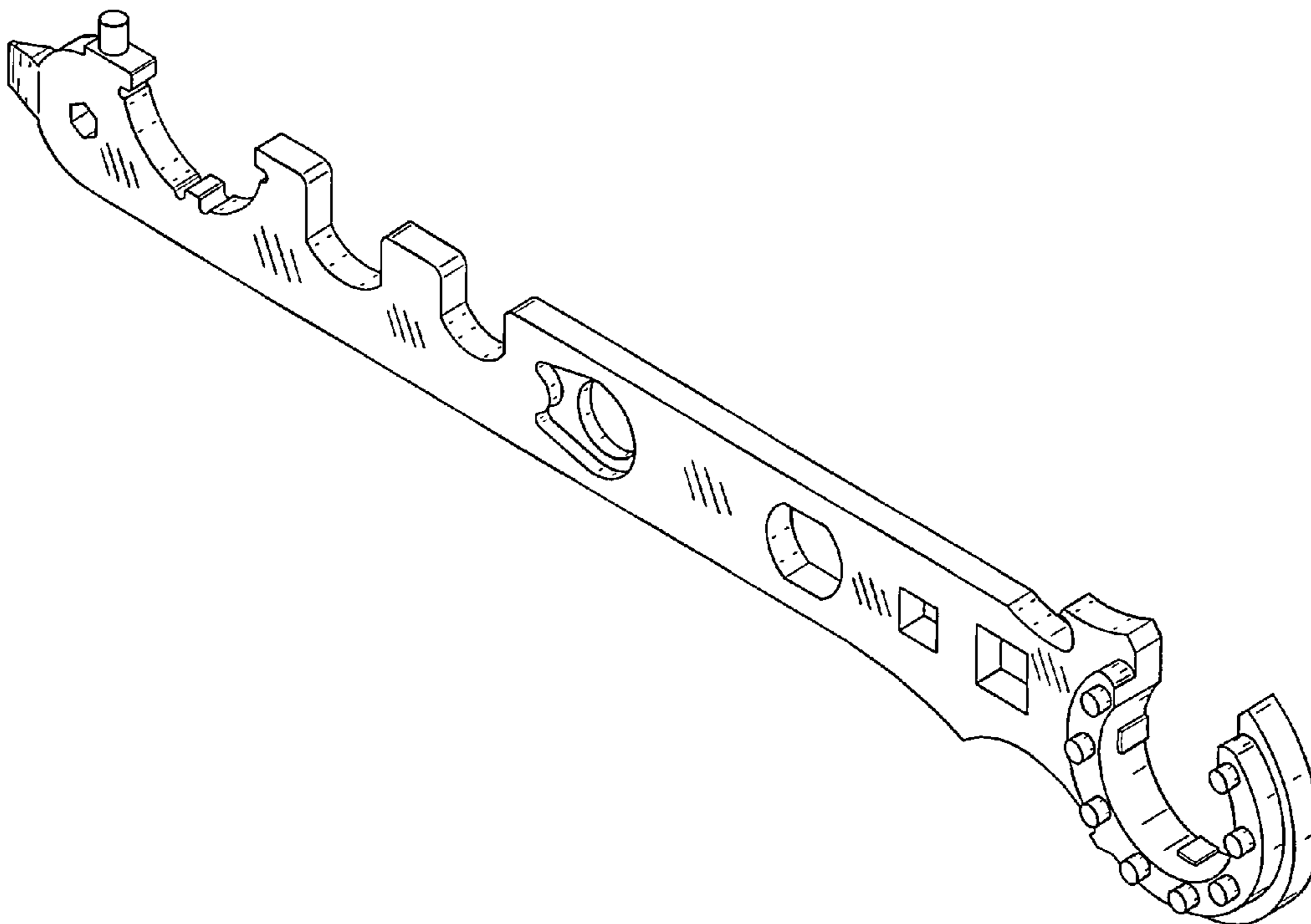
FIG. 4 is a bottom end view thereof.

FIG. 5 is a top view thereof.

FIG. 6 is a right view thereof; and,

FIG. 7 is a left view thereof.

**1 Claim, 7 Drawing Sheets**






FIG.1

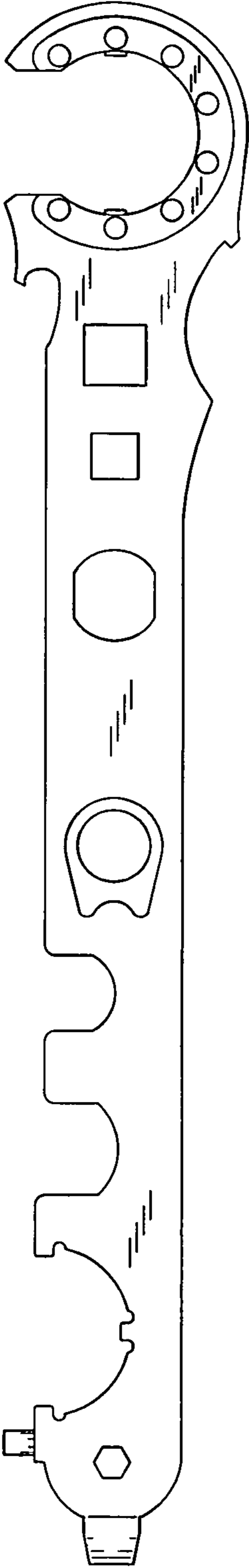


FIG.2

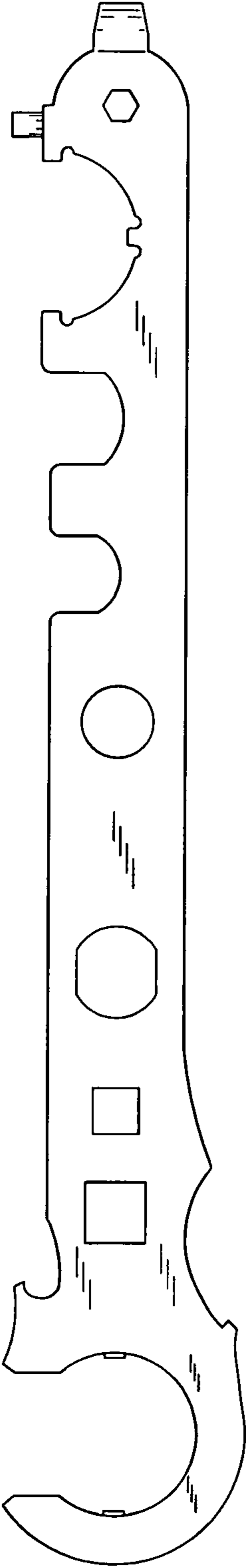


FIG.3

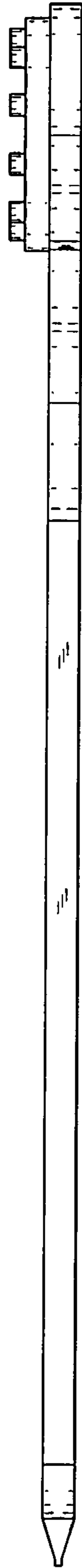


FIG.4

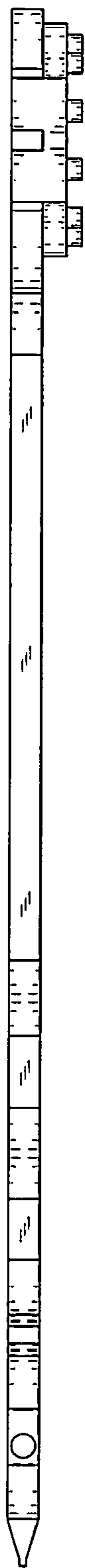


FIG.5



FIG.6

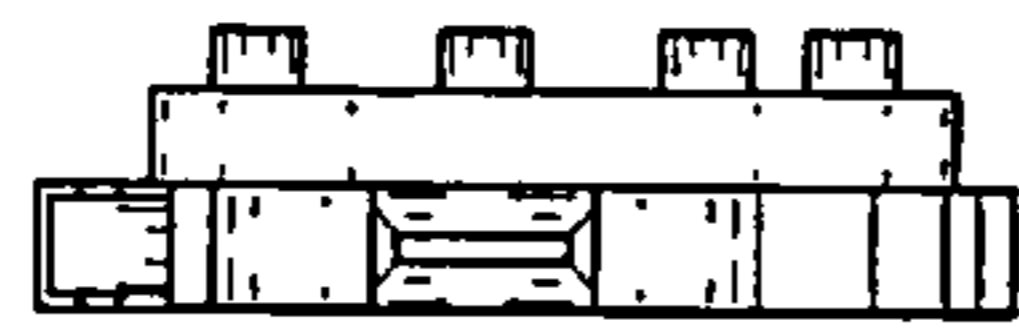


FIG.7