



US00D703497S

(12) **United States Design Patent**
Haggard

(10) **Patent No.:** **US D703,497 S**

(45) **Date of Patent:** **** Apr. 29, 2014**

(54) **TREE DRAIN GRATE**

(71) Applicant: **KarenAnne J. White**, Gig Harbor, WA
(US)

(72) Inventor: **Robert E. Haggard**, Everett, WA (US)

(**) Term: **14 Years**

(21) Appl. No.: **29/467,662**

(22) Filed: **Sep. 20, 2013**

Related U.S. Application Data

(62) Division of application No. 29/399,219, filed on Aug. 10, 2011, now Pat. No. Des. 692,735.

(51) **LOC (10) Cl.** **08-01**

(52) **U.S. Cl.**
USPC **D8/1**

(58) **Field of Classification Search**
USPC D8/1; D25/155, 156; 47/32; 392/348
See application file for complete search history.

(56) **References Cited**

U.S. PATENT DOCUMENTS

D274,210 S *	6/1984	Haggard	D8/1
D274,211 S *	6/1984	Haggard	D8/1
D283,003 S *	3/1986	McKinley	D8/1
D285,406 S *	9/1986	Haggard	D8/1
D291,049 S *	7/1987	Haggard	D8/1

D489,833 S *	5/2004	Brody et al.	D25/155
D492,425 S *	6/2004	Johnson	D25/155
D495,435 S *	8/2004	Hauck	D25/155
D497,438 S *	10/2004	Brody et al.	D25/155
D638,672 S *	5/2011	Schneider	D8/1
D639,125 S *	6/2011	von Boetticher	D8/1
D639,621 S *	6/2011	von Boetticher	D8/1

* cited by examiner

Primary Examiner — Sheryl Lane

(74) *Attorney, Agent, or Firm* — Christensen O'Connor Johnson Kindness PLLC

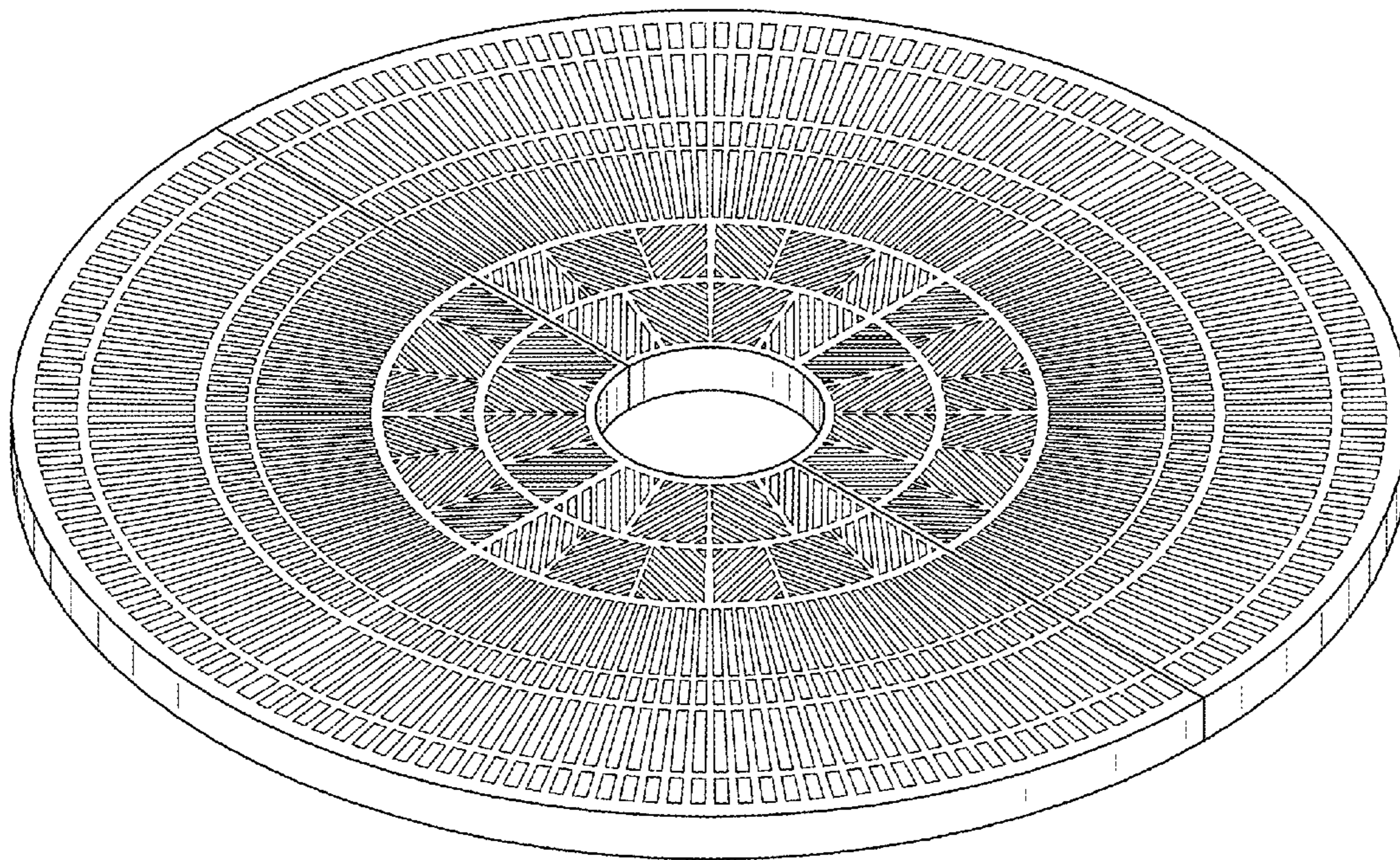
(57) **CLAIM**

The ornamental design for a tree drain grate, as shown and described.

DESCRIPTION

FIG. 1 is a top perspective view of a tree drain grate showing the new design;
FIG. 2 is a top plan view thereof, the bottom plan view thereof being a mirror image of FIG. 2;
FIG. 3 is a right side elevational view thereof, the left side elevational view thereof being a mirror image of FIG. 3; and,
FIG. 4 is a side elevational view thereof taken from the bottom of FIG. 1, the side elevational view from the top of FIG. 1 being a mirror image of FIG. 4.

1 Claim, 2 Drawing Sheets



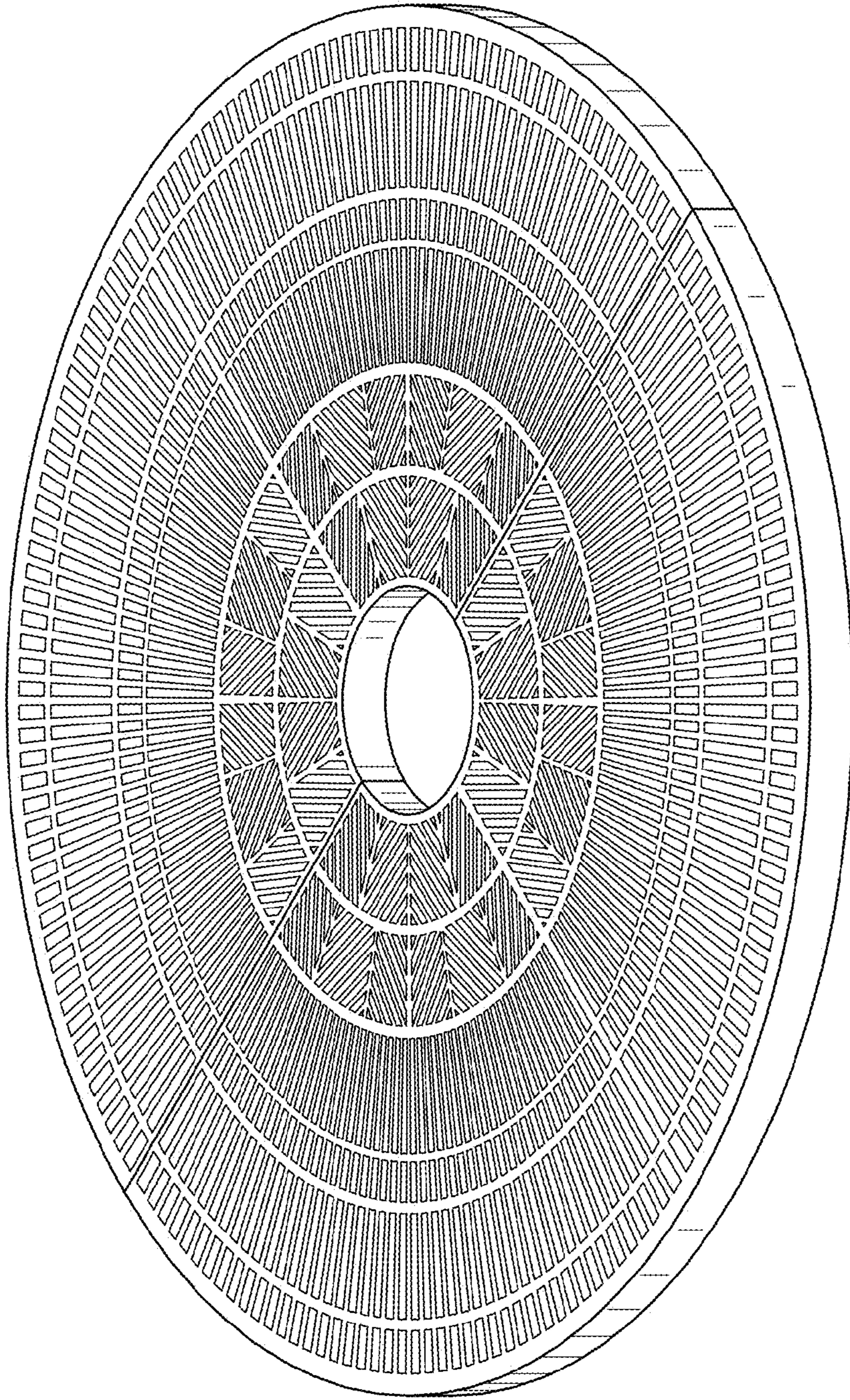


Fig. 1.

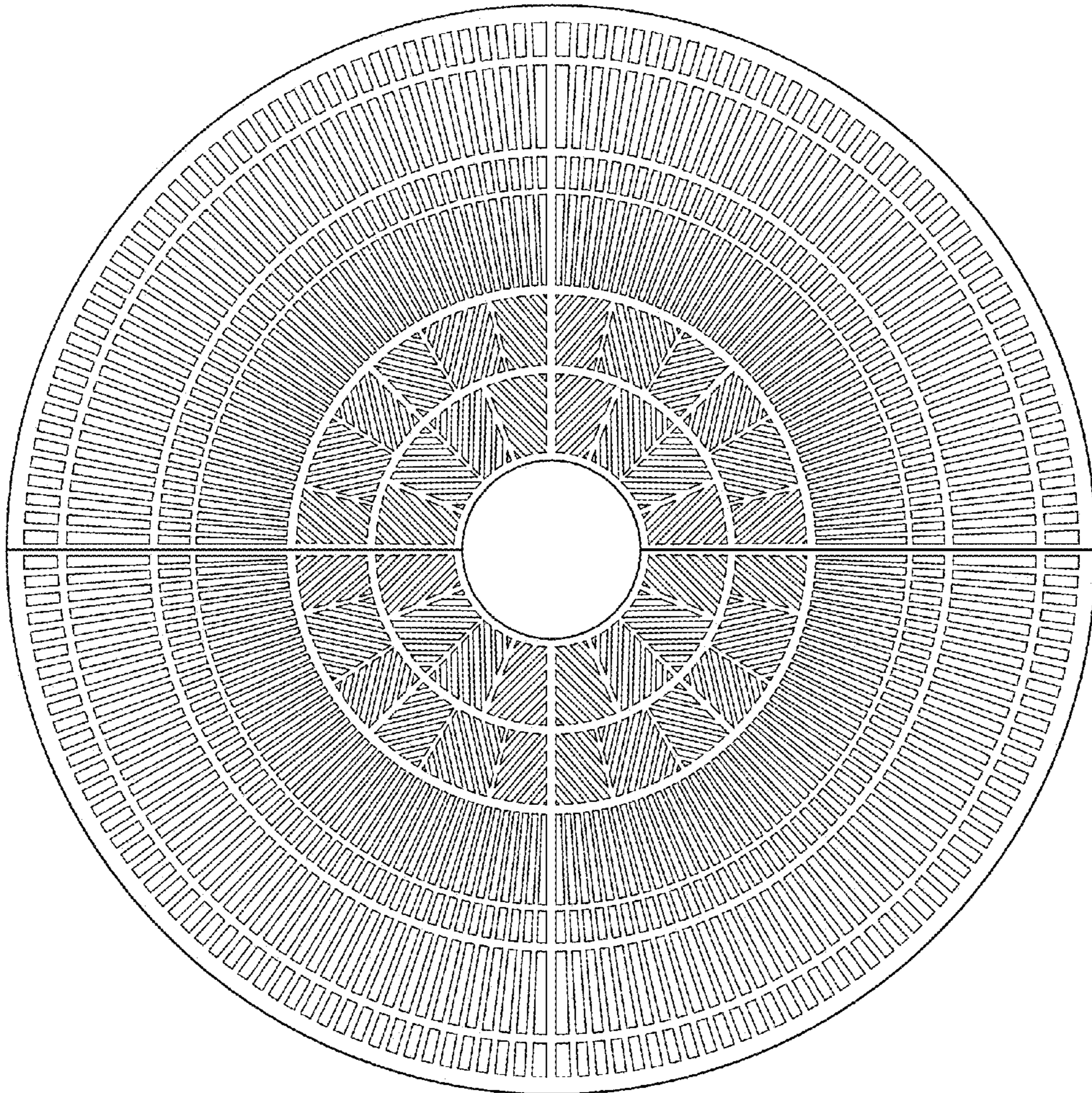


Fig. 2.

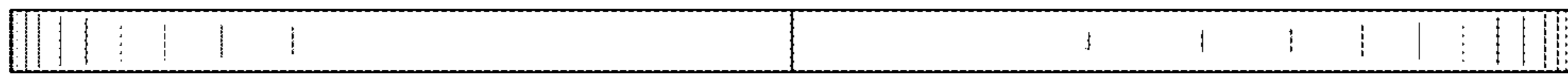


Fig. 3.



Fig. 4.