



US00D703493S

(12) **United States Design Patent**  
**de Ste. Croix et al.**

(10) **Patent No.:** **US D703,493 S**

(45) **Date of Patent:** **\*\* Apr. 29, 2014**

(54) **CONTAINER**

(75) Inventors: **Leon George Laurence de Ste. Croix**,  
London (GB); **Christopher Martin**  
**Jenkins**, London (GB); **Martin Joseph**  
**Francis**, London (GB)

(73) Assignee: **Conopco Inc.**, Englewood Cliffs, NJ  
(US)

(\*\*) Term: **14 Years**

(21) Appl. No.: **29/430,804**

(22) Filed: **Aug. 30, 2012**

(30) **Foreign Application Priority Data**

Mar. 7, 2012 (EM) ..... 002004473-0001

(51) **LOC (10) Cl.** ..... **07-07**

(52) **U.S. Cl.**  
USPC ..... **D7/629**

(58) **Field of Classification Search**  
USPC ..... D7/602, 629, 612-613, 538-542, 628;  
D9/424-432; 220/669-673, 675,  
220/574-575, 573.1, 660, 260, 288,  
220/780-806, 326, 236, 4.21, 4.24;  
229/107, 120, 406, 125.17

See application file for complete search history.

(56) **References Cited**

U.S. PATENT DOCUMENTS

3,388,827	A *	6/1968	Thanhauser et al. ....	220/791
3,447,714	A *	6/1969	Elliot .....	220/781
3,448,888	A *	6/1969	Collie et al. ....	220/781
D334,114	S *	3/1993	Narsutis .....	D7/629
D348,377	S *	7/1994	Douglas .....	D7/538
D351,090	S *	10/1994	Narsutis .....	D7/629
5,377,860	A *	1/1995	Littlejohn et al. ....	220/790
D412,439	S *	8/1999	Cormack .....	D9/425
D467,128	S *	12/2002	Thonis et al. ....	D7/602
D618,516	S *	6/2010	DiPietro et al. ....	D7/629
D651,476	S *	1/2012	Hauser .....	D7/629

\* cited by examiner

*Primary Examiner* — Terry Wallace

(74) *Attorney, Agent, or Firm* — Gerard J. McGowan, Jr.

(57) **CLAIM**

The ornamental design for a container, as shown and described.

**DESCRIPTION**

The patent or application file contains at least one drawing executed in color. Copies of this patent or patent application publication with color drawings will be provided by the Office upon request and payment of the necessary fee.

FIG. 1 is a perspective view from above and one side in accordance with our new design;  
FIG. 2 is a side elevational view thereof;  
FIG. 3 is a front elevational view thereof;  
FIG. 4 is a top plan view thereof; and,  
FIG. 5 is a bottom plan view thereof.

**1 Claim, 3 Drawing Sheets**  
**(3 of 3 Drawing Sheet(s) Filed in Color)**





Fig. 1




Fig. 2



Fig. 3




Fig. 4




Fig. 5