



US00D703443S

(12) **United States Design Patent**
Gatzemeyer et al.

(10) **Patent No.:** **US D703,443 S**
(45) **Date of Patent:** **** Apr. 29, 2014**

(54) **ORAL CARE IMPLEMENT ACCESSORY**

D598,198 S 8/2009 Crossman
D611,254 S * 3/2010 Lee D4/108
7,861,350 B2 * 1/2011 Brown et al. 15/22.1

(75) Inventors: **John J. Gatzemeyer**, Hillsborough, NJ
(US); **Joseph E. Fattori**, East Sandwich,
MA (US)

(Continued)

(73) Assignee: **Colgate-Palmolive Company**, New
York, NY (US)

FOREIGN PATENT DOCUMENTS

(**) Term: **14 Years**

EM 1279129-0001 6/2011
EM 1279137-0001 6/2011
EM 1279137-0002 6/2011
JP 1212777 7/2004

(21) Appl. No.: **29/381,526**

OTHER PUBLICATIONS

(22) Filed: **Dec. 20, 2010**

Oral-B CrossAction Power Medium Toothbrush head [online], Proc-
tor & Gamble 2009 [retrieved from the Internet on Nov. 4, 2011,
URL: <http://www.oralb.com>].

(51) **LOC (10) Cl.** **04-02**

(52) **U.S. Cl.**
USPC **D4/101; D4/108**

Primary Examiner — Melanie H Tung
Assistant Examiner — Lavone D Tabor

(58) **Field of Classification Search**
USPC D4/101, 104–112; 15/167.1, 167.2,
15/176.1, 207.2, 110, 188; 132/308–311;
601/139, 141, 142; 606/161
See application file for complete search history.

(74) *Attorney, Agent, or Firm* — Ryan M. Flandro

(57) **CLAIM**

The ornamental design for an oral care implement accessory,
as shown and described.

(56) **References Cited**

DESCRIPTION

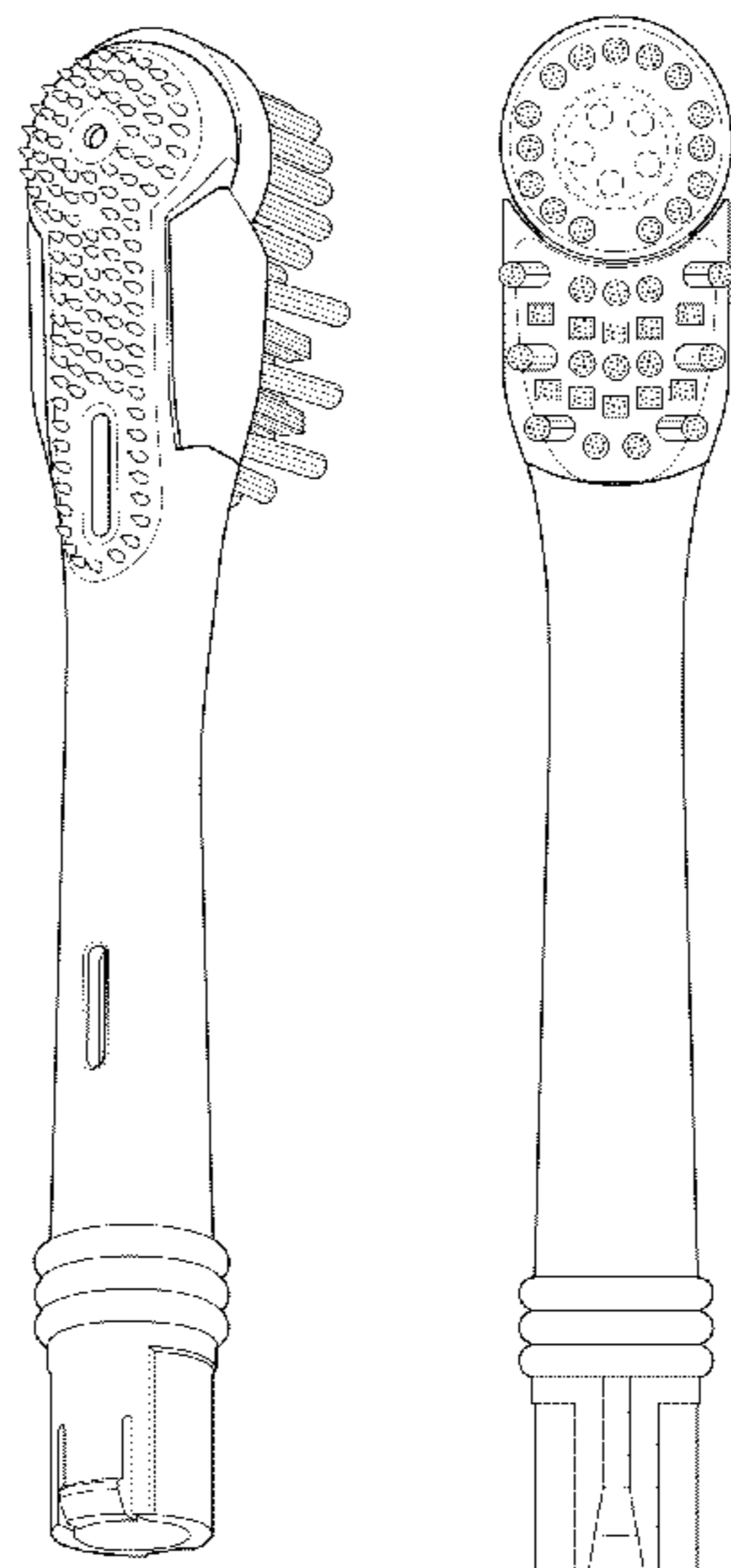
U.S. PATENT DOCUMENTS

D297,784 S 9/1988 Moret
5,842,245 A 12/1998 Pai
D433,814 S 11/2000 Blaustein et al.
D457,726 S 5/2002 Tse
6,421,865 B1 * 7/2002 McDougall 15/22.1
D464,799 S * 10/2002 Crossman et al. D4/104
6,536,066 B2 * 3/2003 Dickie 15/22.1
D475,855 S * 6/2003 Fattori et al. D4/101
D476,486 S 7/2003 Whitney et al.
D479,046 S 9/2003 Winkler
D485,439 S * 1/2004 Breit D4/101
D527,905 S * 9/2006 Winkler D4/101
7,269,872 B2 * 9/2007 Fattori et al. 15/22.1
D561,475 S 2/2008 Wang et al.
D576,798 S * 9/2008 Moskovich D4/108
7,552,497 B2 * 6/2009 Gatzemeyer et al. 15/22.1

FIG. 1 is a front left perspective view of an oral care imple-
ment accessory according to the new design;
FIG. 2 is a front right perspective view thereof;
FIG. 3 is a rear right perspective view thereof,
FIG. 4 is a rear left perspective view thereof;
FIG. 5 is a front view thereof;
FIG. 6 is a rear view thereof;
FIG. 7 is a left side view thereof;
FIG. 8 is a right side view thereof; and,
FIG. 9 is a top view thereof.

The portions of the oral care implement accessory illustrated
in dashed broken lines form no part of the claimed design. The
dash-dot-dash broken lines shown in FIGS. 1, 2 and 5 repre-
sent the bounds of the claim and form no part thereof.

1 Claim, 5 Drawing Sheets



(56)

References Cited

U.S. PATENT DOCUMENTS

D642,801 S 8/2011 Fritsch et al.
2004/0255416 A1 12/2004 Hohlbein
2005/0000043 A1 1/2005 Chan et al.
2005/0050659 A1 3/2005 Chan et al.

2006/0026784 A1 2/2006 Moskovich et al.
2006/0165995 A1 7/2006 Im et al.
2006/0174431 A1* 8/2006 Nanda 15/22.1
2007/0101525 A1 5/2007 Hohlbein
2008/0189888 A1 8/2008 Hohlbein
2011/0289702 A1 12/2011 Lee

* cited by examiner




FIG. 1

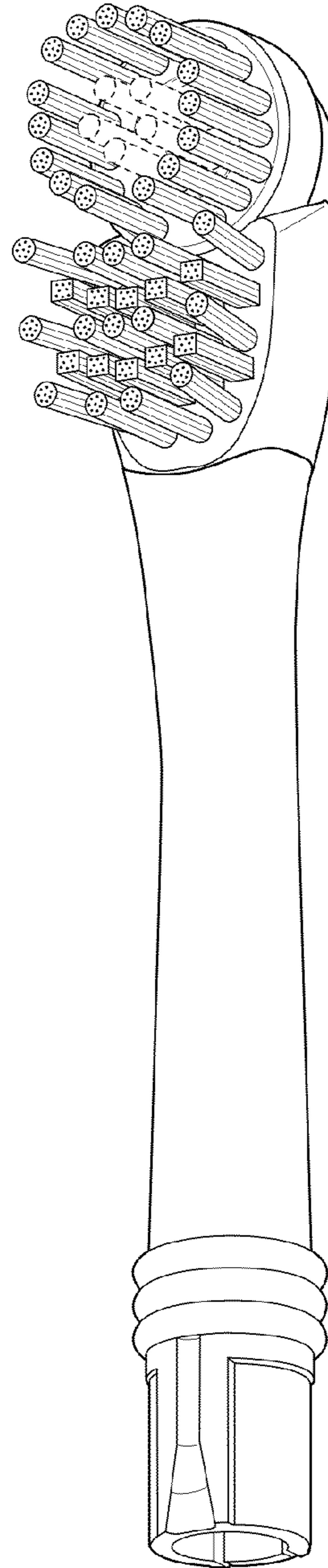


FIG. 2

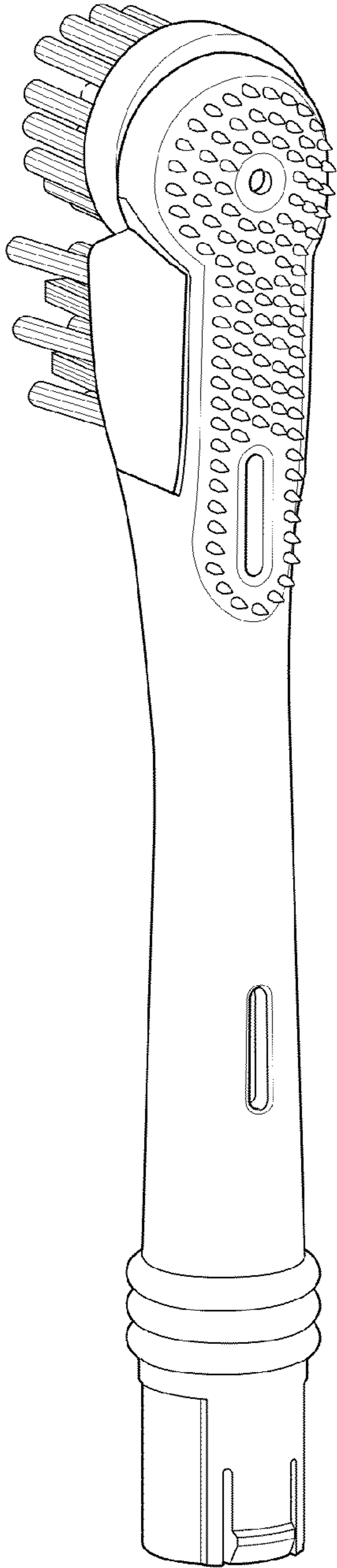


FIG. 3

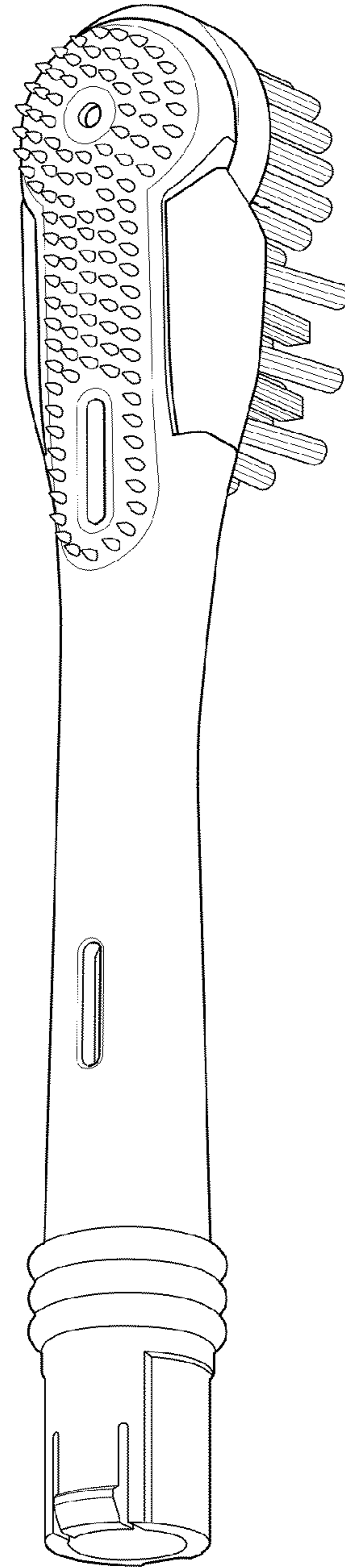


FIG. 4

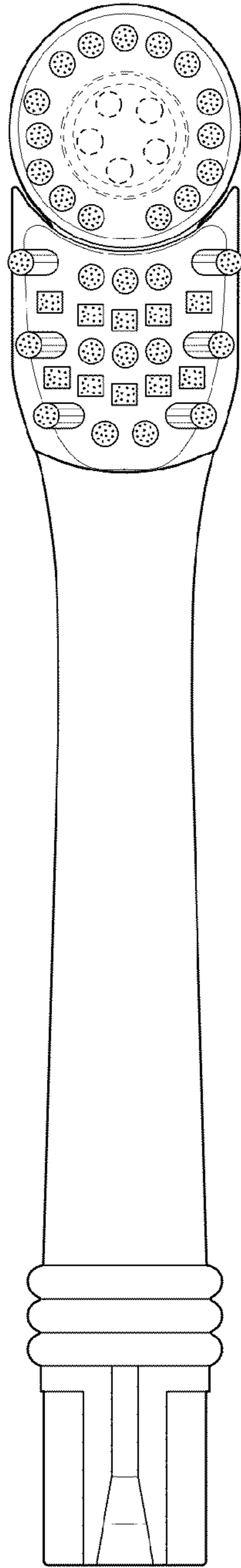


FIG. 5

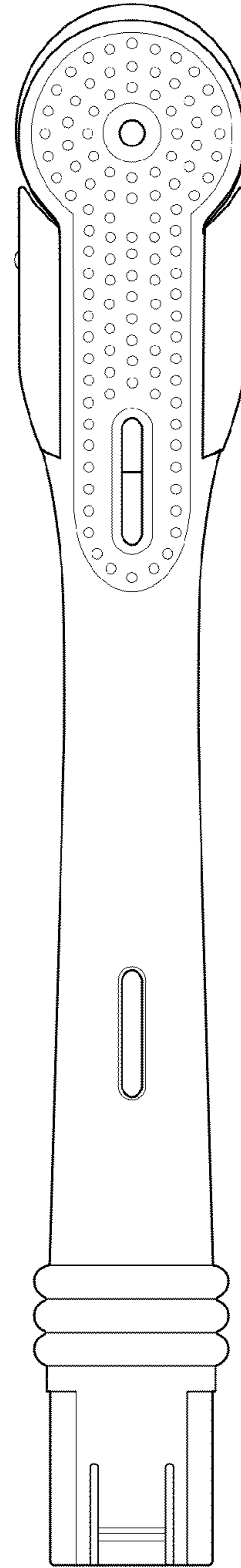


FIG. 6




FIG. 7




FIG. 8

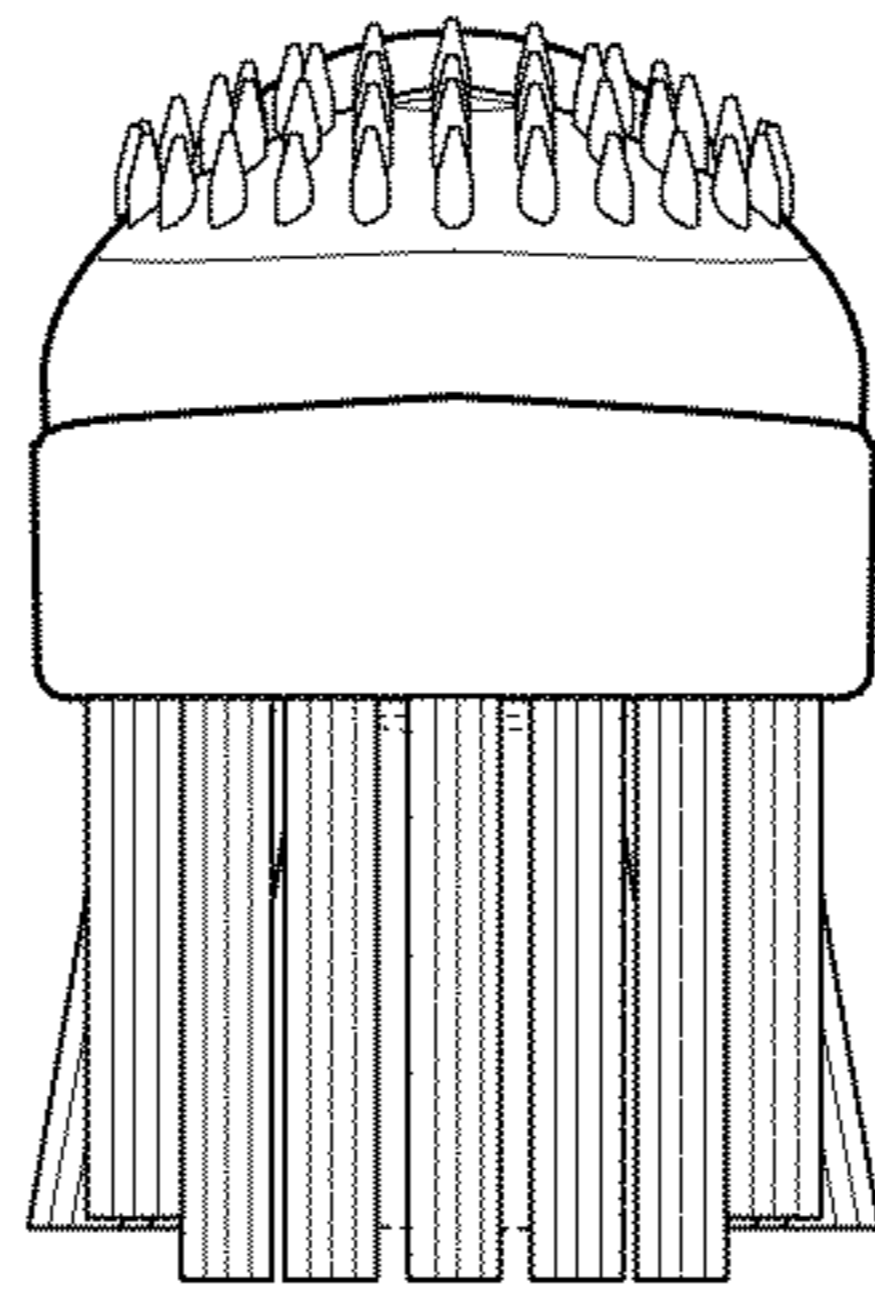


FIG. 9