



US00D703438S

(12) **United States Design Patent**  
**Lee**

(10) **Patent No.:** **US D703,438 S**

(45) **Date of Patent:** **\*\* Apr. 29, 2014**

(54) **TOOL BAG WITH REMOVABLE TOOL WALL**

(75) Inventor: **Judy Lee, Taipei (TW)**

(73) Assignee: **Test Rite Products Corp., Ontario, CA (US)**

(\*\*) Term: **14 Years**

(21) Appl. No.: **29/408,655**

(22) Filed: **Dec. 15, 2011**

(51) **LOC (10) Cl.** ..... **28-03**

(52) **U.S. Cl.**  
USPC ..... **D3/285; D3/287; D3/905**

(58) **Field of Classification Search**  
USPC ..... **D3/273, 276, 281, 282, 283–286, 294, D3/295, 297, 905, 287; 206/372–379, 349; 220/523, 524, 527, 4.27; 224/682**  
See application file for complete search history.

(56) **References Cited**

**U.S. PATENT DOCUMENTS**

5,160,001	A	11/1992	Marceau	
5,947,286	A *	9/1999	Chau	206/372
6,126,003	A	10/2000	Brouard	
D447,340	S *	9/2001	Snider	D3/276
D465,923	S *	11/2002	Pangerc et al.	D3/289
6,915,902	B2	7/2005	Brouard	
D526,484	S *	8/2006	Flint	D3/283
7,604,103	B2 *	10/2009	Hamlin	190/111
7,780,051	B2	8/2010	Godshaw et al.	
D623,409	S *	9/2010	Du	D3/276

D667,218	S *	9/2012	Douglas	D3/283
2004/0065573	A1	4/2004	Brouard	
2008/0035509	A1 *	2/2008	Redzisz	206/373
2008/0179370	A1	7/2008	Williams	
2009/0008281	A1 *	1/2009	Williams et al.	206/373
2009/0277937	A1 *	11/2009	Sabbag	206/372
2010/0133129	A1	6/2010	Williams et al.	
2010/0133130	A1	6/2010	Williams et al.	
2010/0133304	A1	6/2010	Williams et al.	
2013/0001118	A1 *	1/2013	Kinskey et al.	206/372

\* cited by examiner

*Primary Examiner* — Jennifer Rivard

(74) *Attorney, Agent, or Firm* — Tsircou Law, P.C.

(57) **CLAIM**

I claim the ornamental design for a tool bag with removable tool wall, as shown and described.

**DESCRIPTION**

FIG. 1 is a perspective view of a tool bag with removable tool wall in accordance with the new design.

FIG. 2 is a right side elevational view thereof;

FIG. 3 is a left side elevational view thereof;

FIG. 4 is a front elevational view of the tool bag unzipped;

FIG. 5 is a rear elevational view of the tool bag unzipped;

FIG. 6 is a perspective view of the tool wall shown removed from the tool bag; and,

FIG. 7 is a bottom plan view of FIG. 1.

The dashed lines depict environmental aspects and form no part of the claimed design. The strap has been removed from FIGS. 2 and 3 for convenience of illustration.

**1 Claim, 7 Drawing Sheets**





FIG. 1

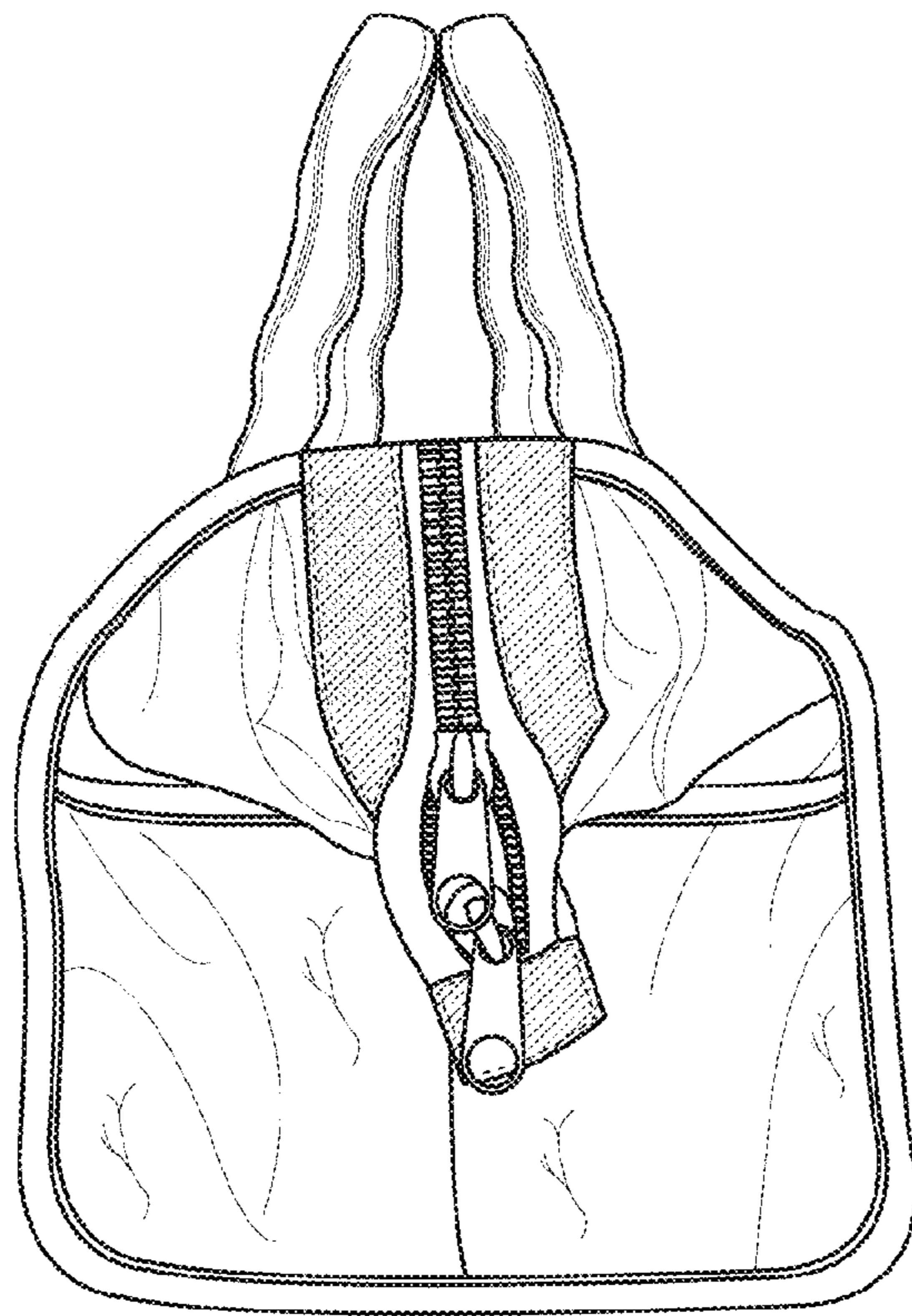


FIG. 2

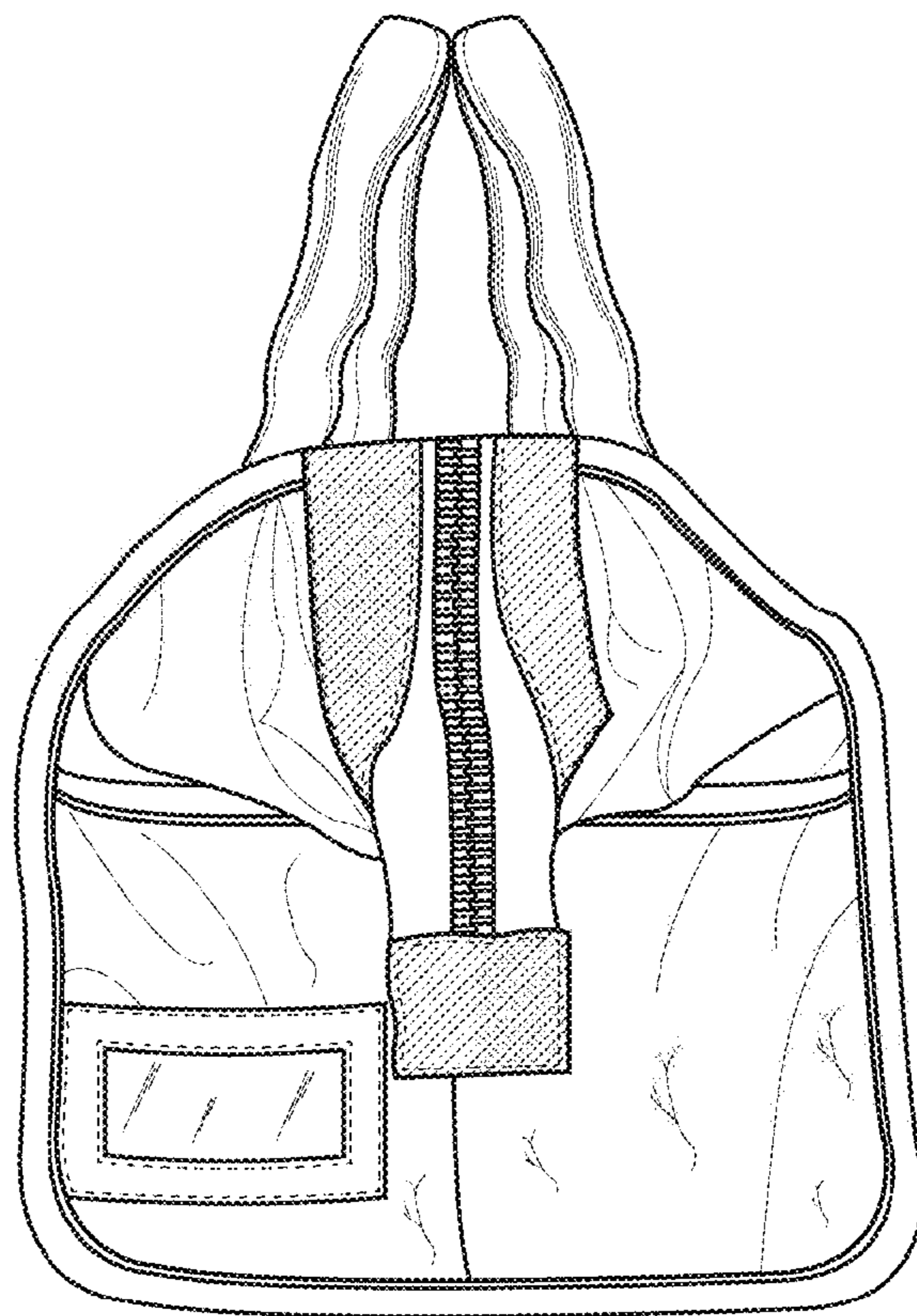


FIG. 3

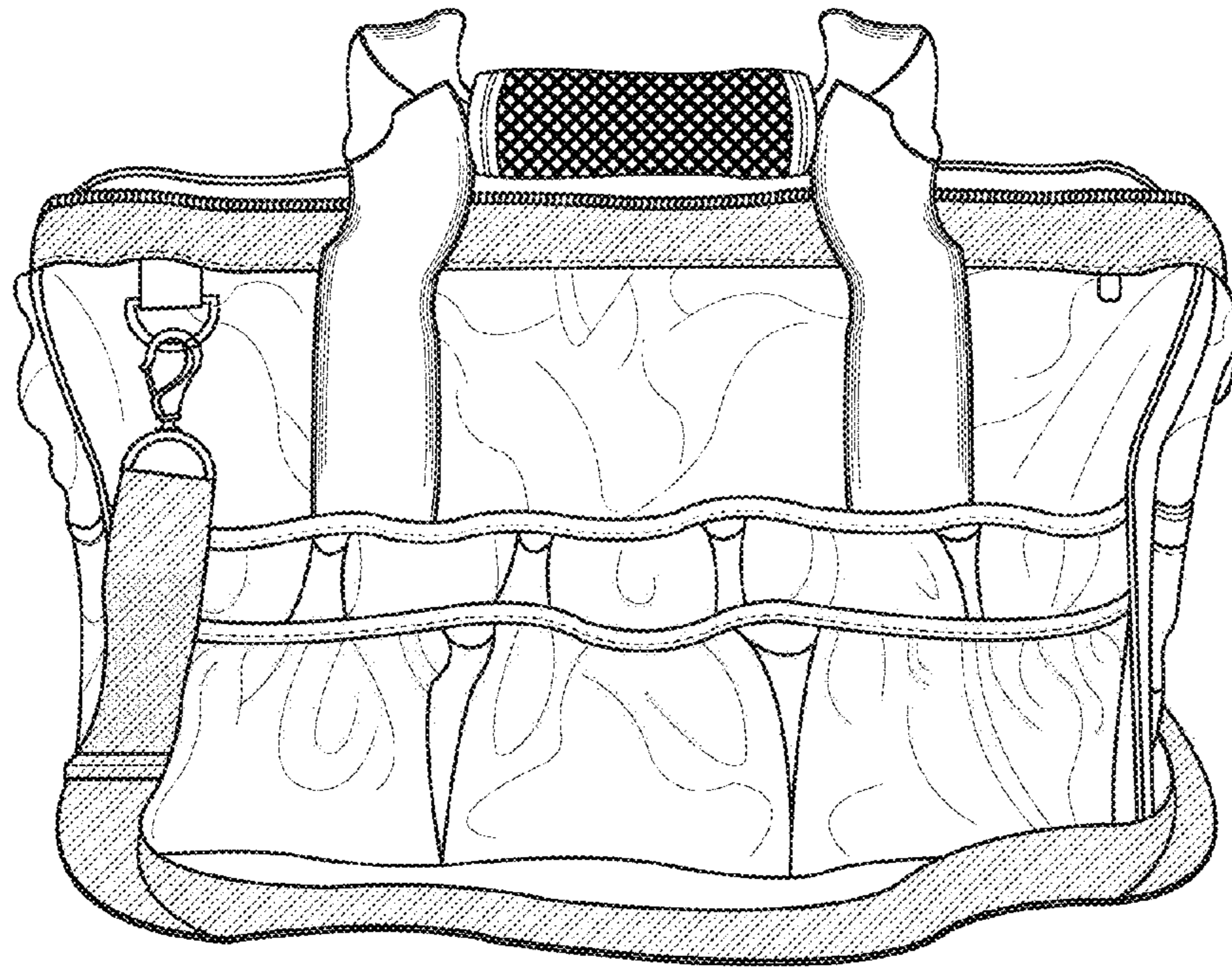


FIG. 4




FIG. 5

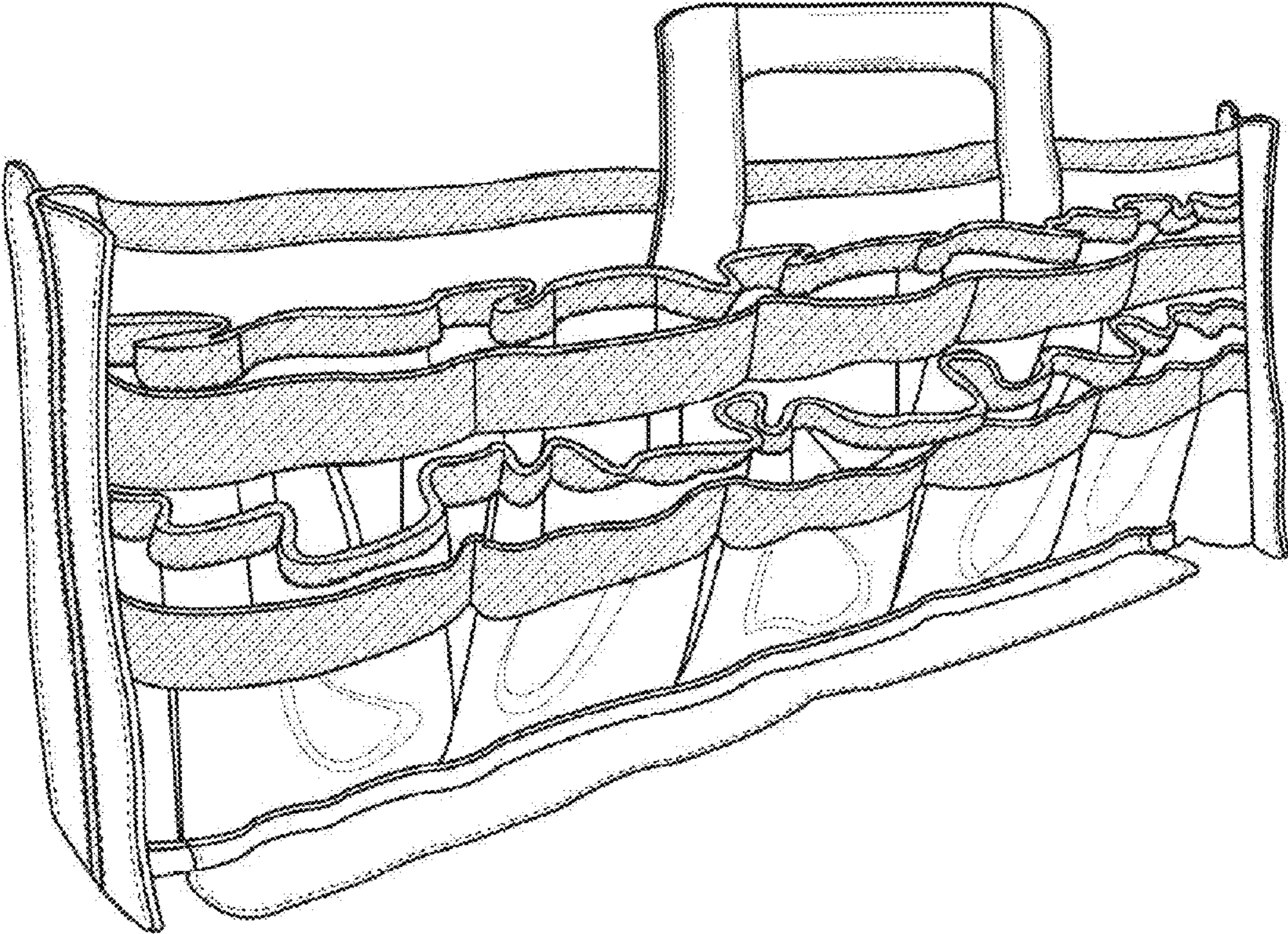


FIG. 6

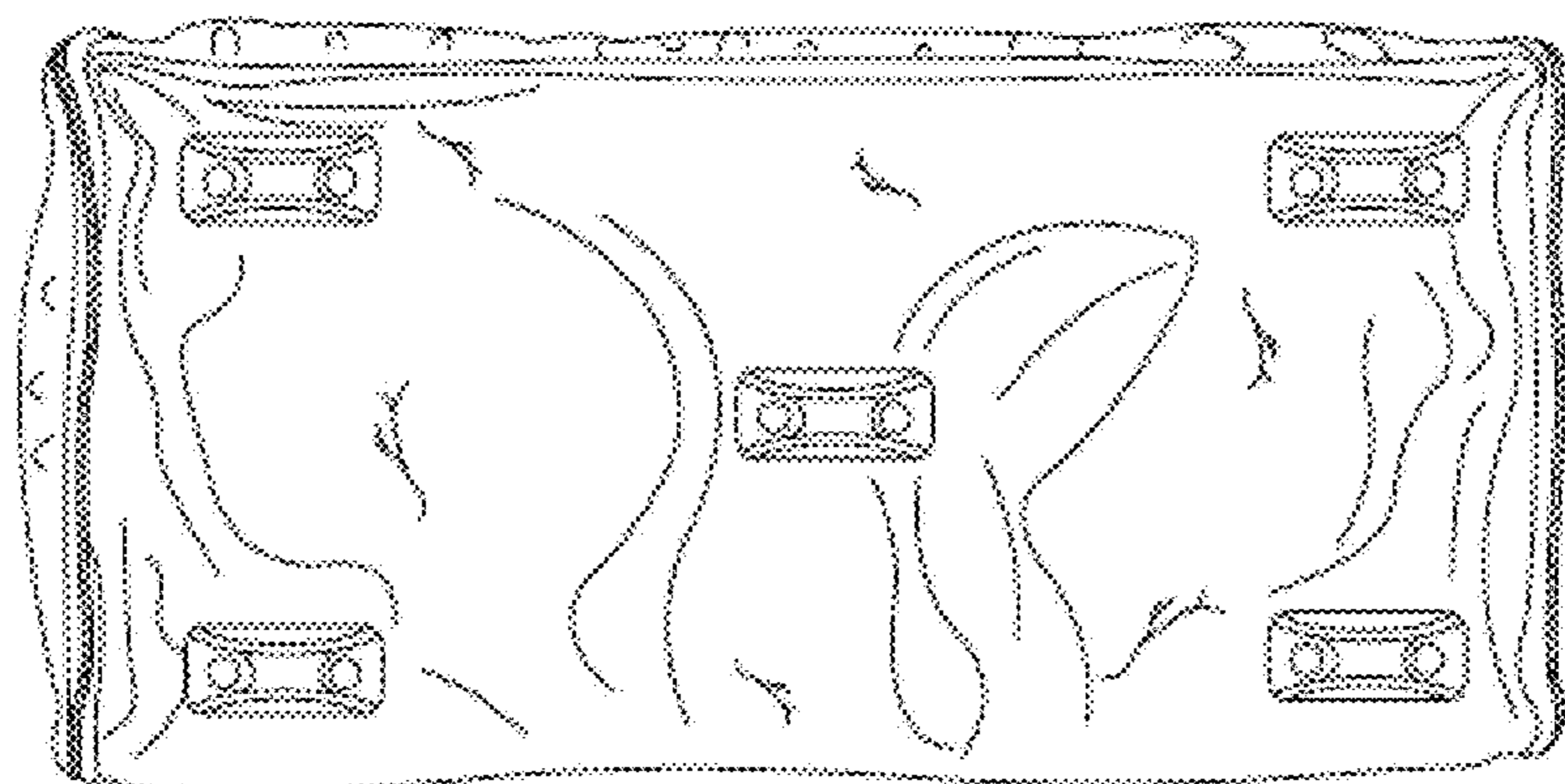


FIG. 7