



US00D703431S

(12) **United States Design Patent**  
**Taylor**

(10) **Patent No.:** **US D703,431 S**

(45) **Date of Patent:** **\*\* Apr. 29, 2014**

(54) **MESSENGER BAG**

(75) **Inventor:** **Rebecca Taylor**, Longmont, CO (US)

(73) **Assignee:** **Thule Organization Solutions, Inc.**,  
Longmont, CO (US)

(\*\*) **Term:** **14 Years**

(21) **Appl. No.:** **29/432,006**

(22) **Filed:** **Sep. 12, 2012**

(51) **LOC (10) Cl.** ..... **03-01**

(52) **U.S. Cl.**  
USPC ..... **D3/243**

(58) **Field of Classification Search**  
USPC ..... D3/232-233, 240-243, 245-246;  
150/100, 103-110, 113-114, 117-119  
See application file for complete search history.

(56) **References Cited**

**U.S. PATENT DOCUMENTS**

D197,546 S	2/1964	Motokane	
4,018,369 A	4/1977	Jaeger	
D249,189 S	8/1978	Stewart	
4,318,502 A	3/1982	Lowe et al.	
4,368,835 A	1/1983	Murphy	
4,420,103 A	12/1983	Douglass	
6,164,509 A	12/2000	Gausling et al.	
D441,186 S	5/2001	Daboudet	
6,243,892 B1	6/2001	Kelling	
D488,926 S	4/2004	Domotor	
D510,660 S	10/2005	Suppangig	
D511,620 S	11/2005	Van Himbeeck	
D550,448 S	9/2007	Boje et al.	
D560,069 S	1/2008	Greiner	
D604,503 S	11/2009	Patadia et al.	
D641,973 S	7/2011	Quehl	
7,971,764 B2	7/2011	Sabbah	
D642,791 S	8/2011	Quehl	
D651,794 S *	1/2012	Hargens et al.	..... D3/232

8,123,581 B2	2/2012	Aschauer	
D655,082 S *	3/2012	LaCorte	..... D3/232
D657,140 S *	4/2012	Guyon et al.	..... D3/243
8,157,138 B2	4/2012	Leyendecker	
2008/0029562 A1	2/2008	Hawkins et al.	

**OTHER PUBLICATIONS**

Notice of Allowance for U.S. Appl. No. 29/432,002 mailed Sep. 30, 2013, 10 pages.

Notice of Allowance for U.S. Appl. No. 29/441,555 mailed Oct. 1, 2013, 7 pages.

U.S. Appl. No. 29/441,555, filed Jan. 7, 2013, Zwetzig.

U.S. Appl. No. 29/459,581, filed Jul. 1, 2013, Zwetzig.

Official Action for U.S. Appl. No. 29/432,004 mailed Sep. 25, 2013, 8 pages.

(Continued)

*Primary Examiner* — Holly Baynham

(74) *Attorney, Agent, or Firm* — Sheridan Ross P.C.

(57) **CLAIM**

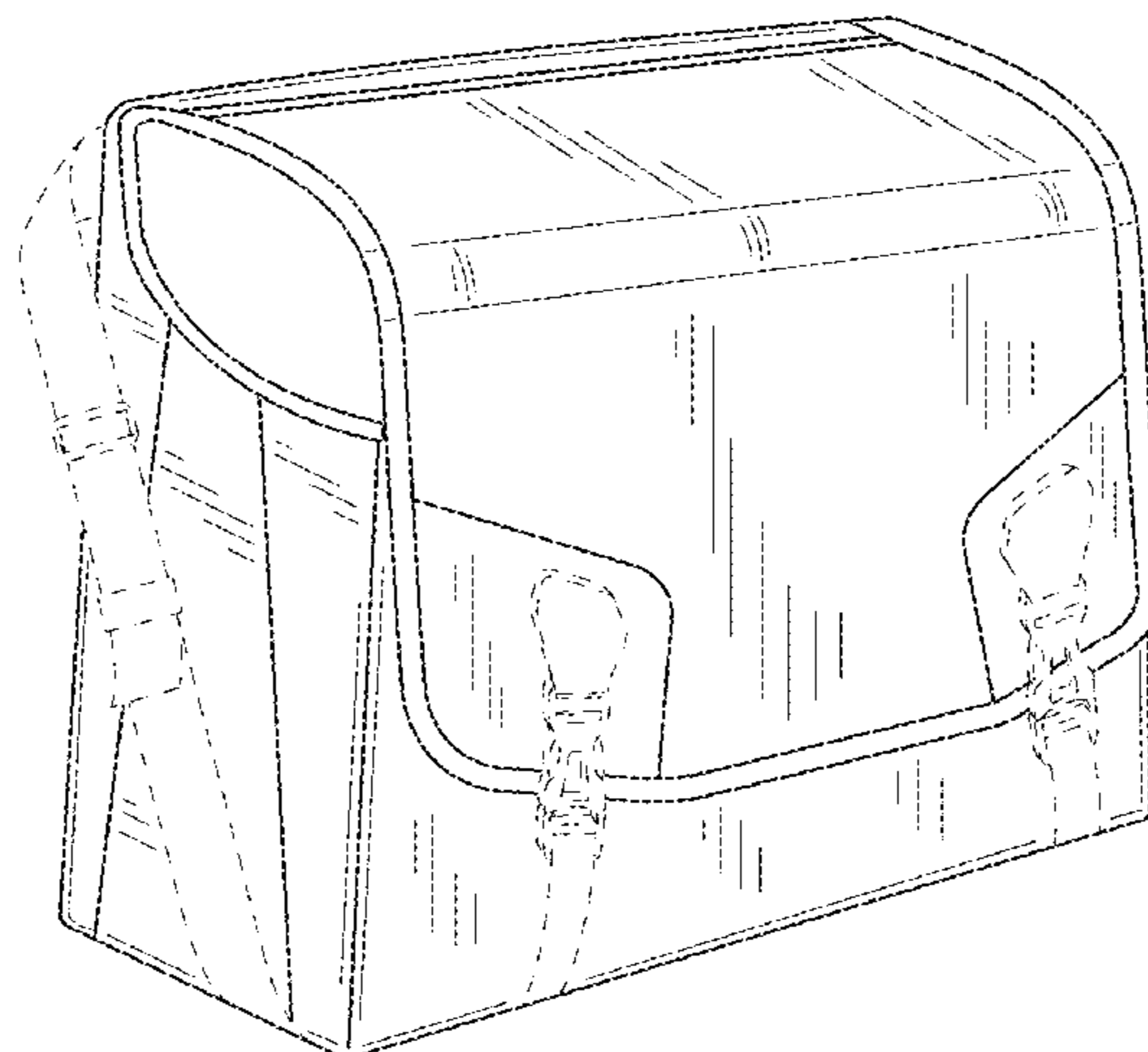
The ornamental design for a messenger bag, as shown and described.

**DESCRIPTION**

FIG. 1 is a front perspective view of a messenger bag; FIG. 2 is a front elevation view thereof; FIG. 3 is a rear elevation view thereof; FIG. 4 is a right elevation view thereof; FIG. 5 is a left elevation view thereof; FIG. 6 is a top plan view thereof; and, FIG. 7 is a front perspective view of a messenger bag according to an alternative embodiment of a messenger bag, the front, rear, right and left views of which appear substantially similar to FIGS. 2-5, respectively.

The broken lines showing buckles, handles and zipper are for the purposes of illustrating environment and form no part of the claimed design.

**1 Claim, 6 Drawing Sheets**



(56)

**References Cited**

OTHER PUBLICATIONS

U.S. Appl. No. 29/458,160, filed Jun. 17, 2013, Mather.  
U.S. Appl. No. 29/458,162, filed Jun. 17, 2013, Mather.

U.S. Appl. No. 29/458,164, filed Jun. 17, 2013, Mather.  
U.S. Appl. No. 29/432,002, filed Sep. 12, 2012, Taylor.  
U.S. Appl. No. 29/432,004, filed Sep. 12, 2012, Taylor.

\* cited by examiner

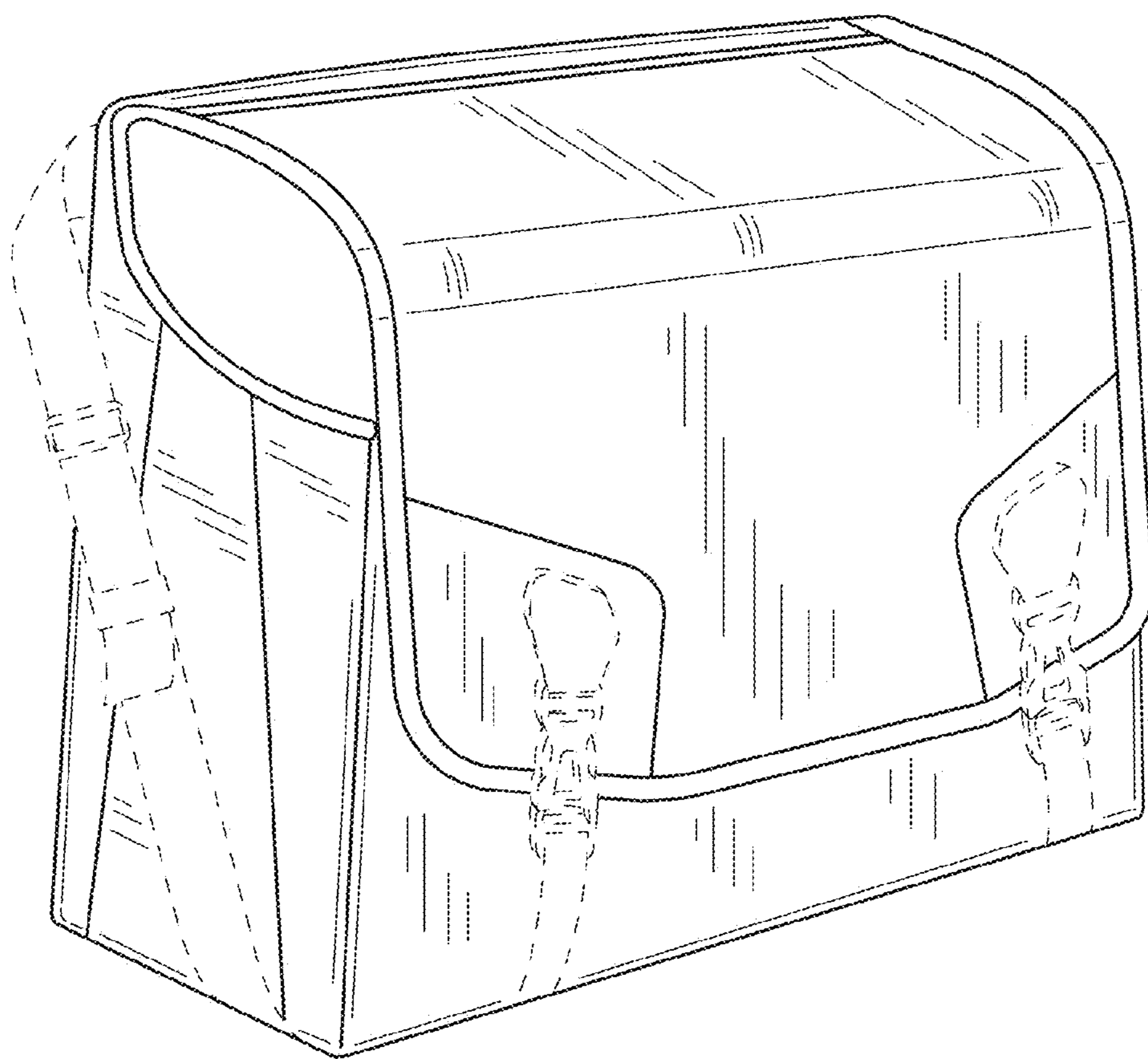


FIG. 1

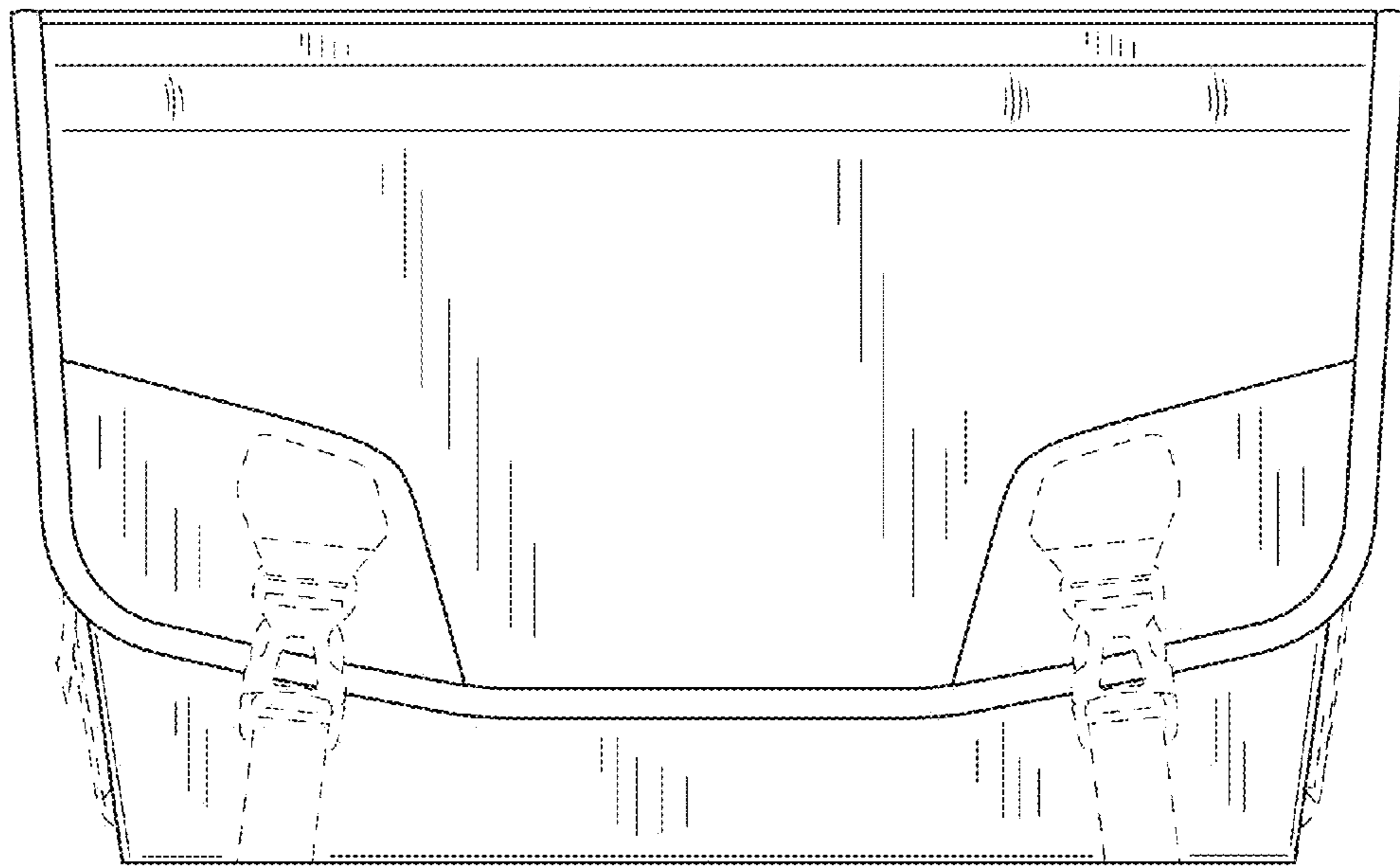


FIG.2

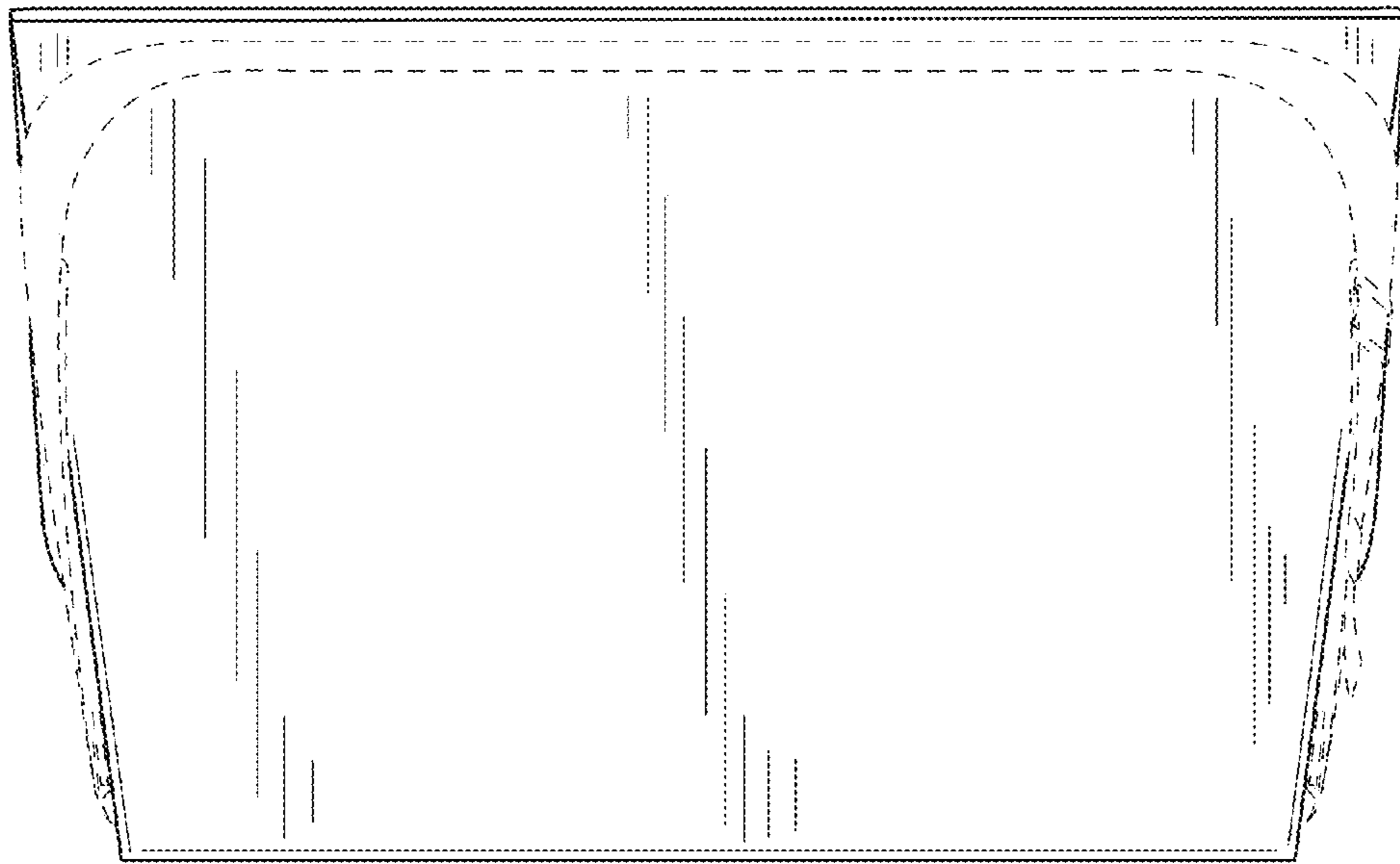


FIG.3

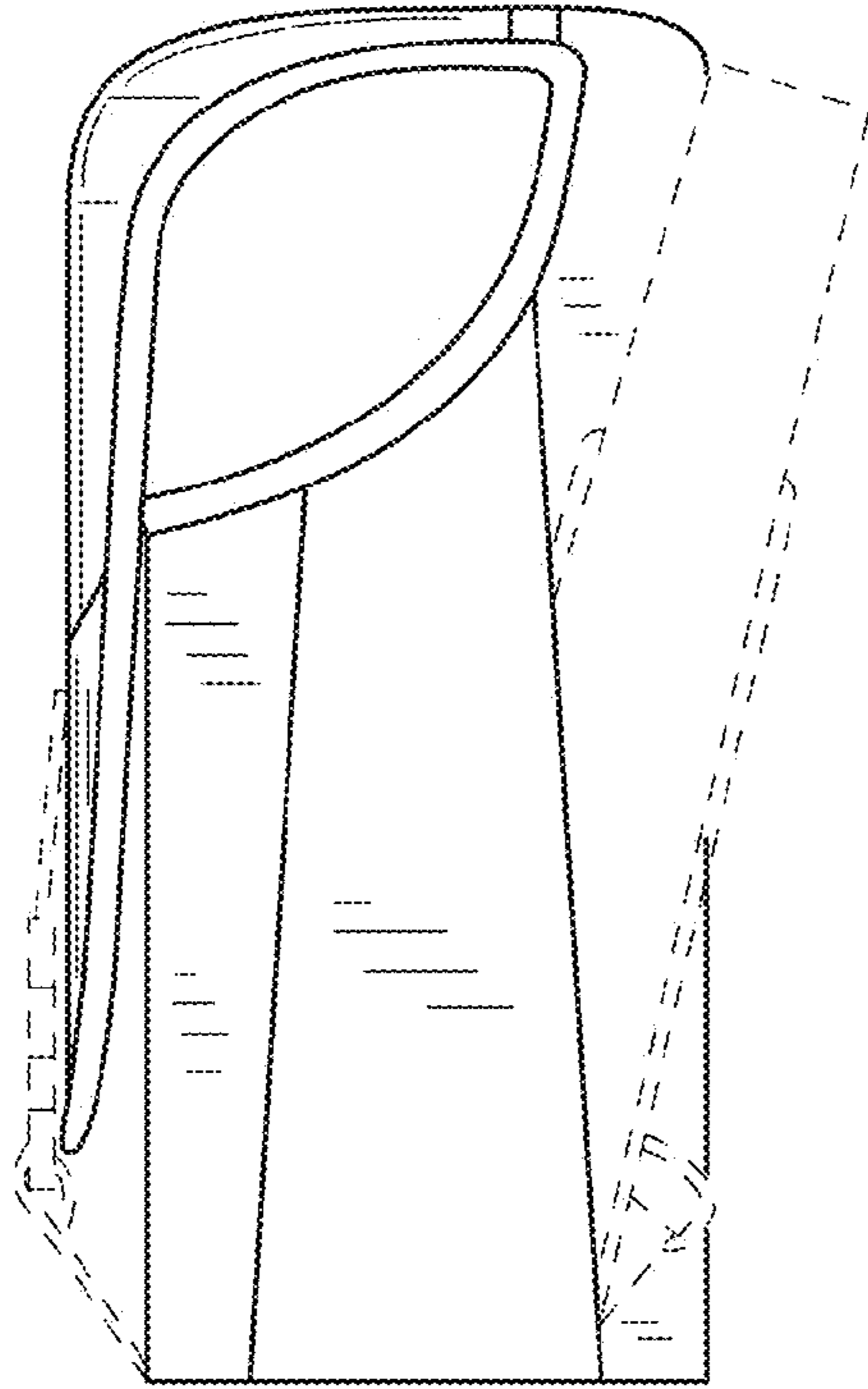


FIG.4

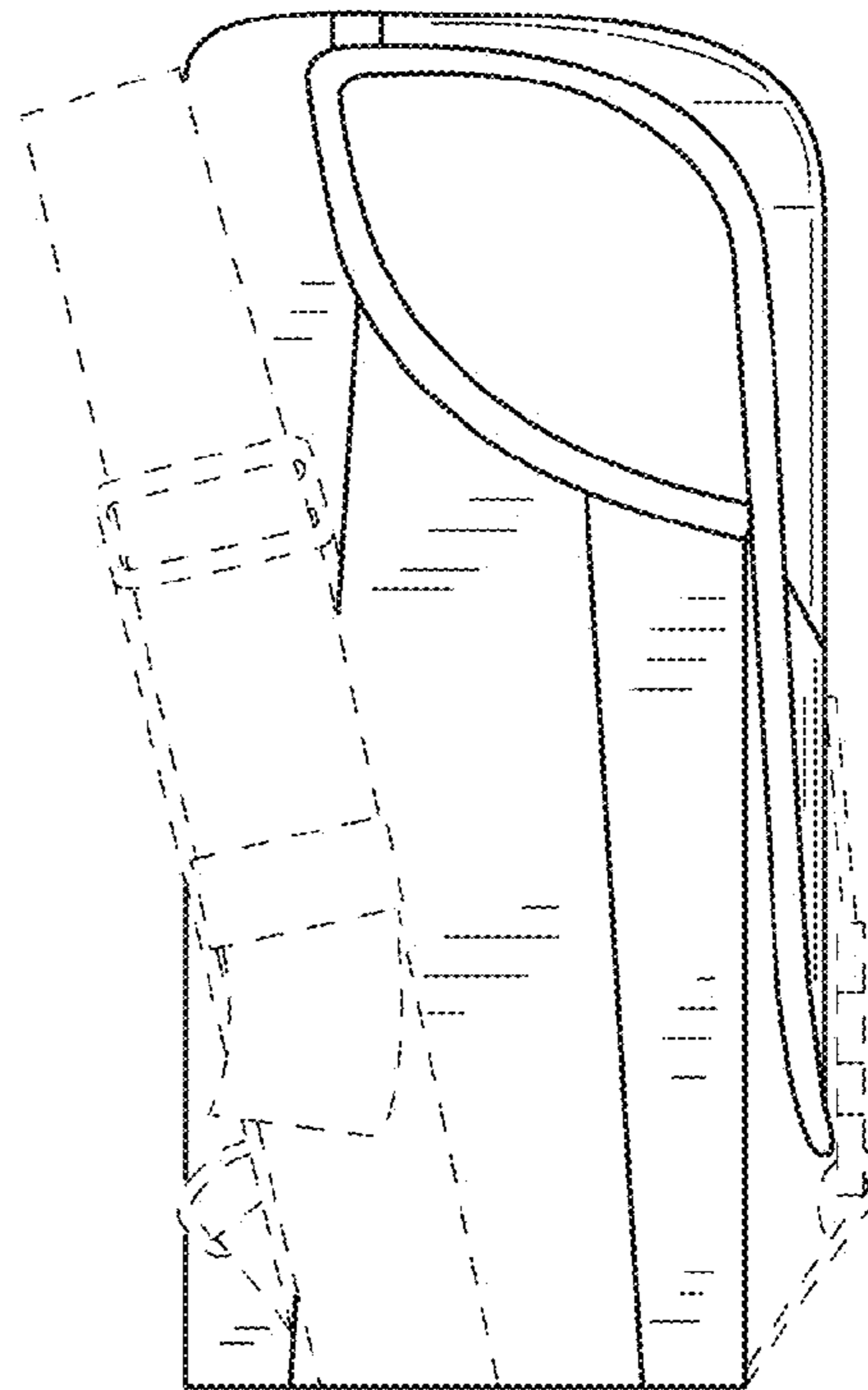


FIG.5

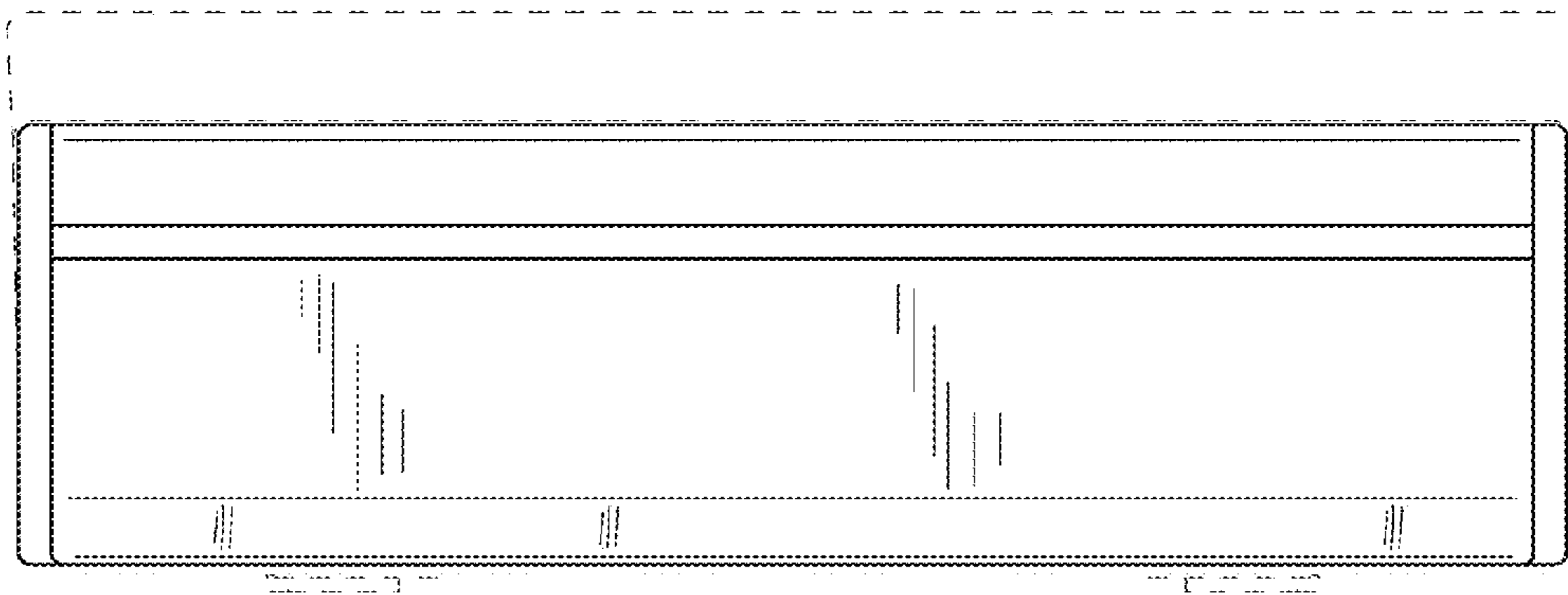


FIG.6

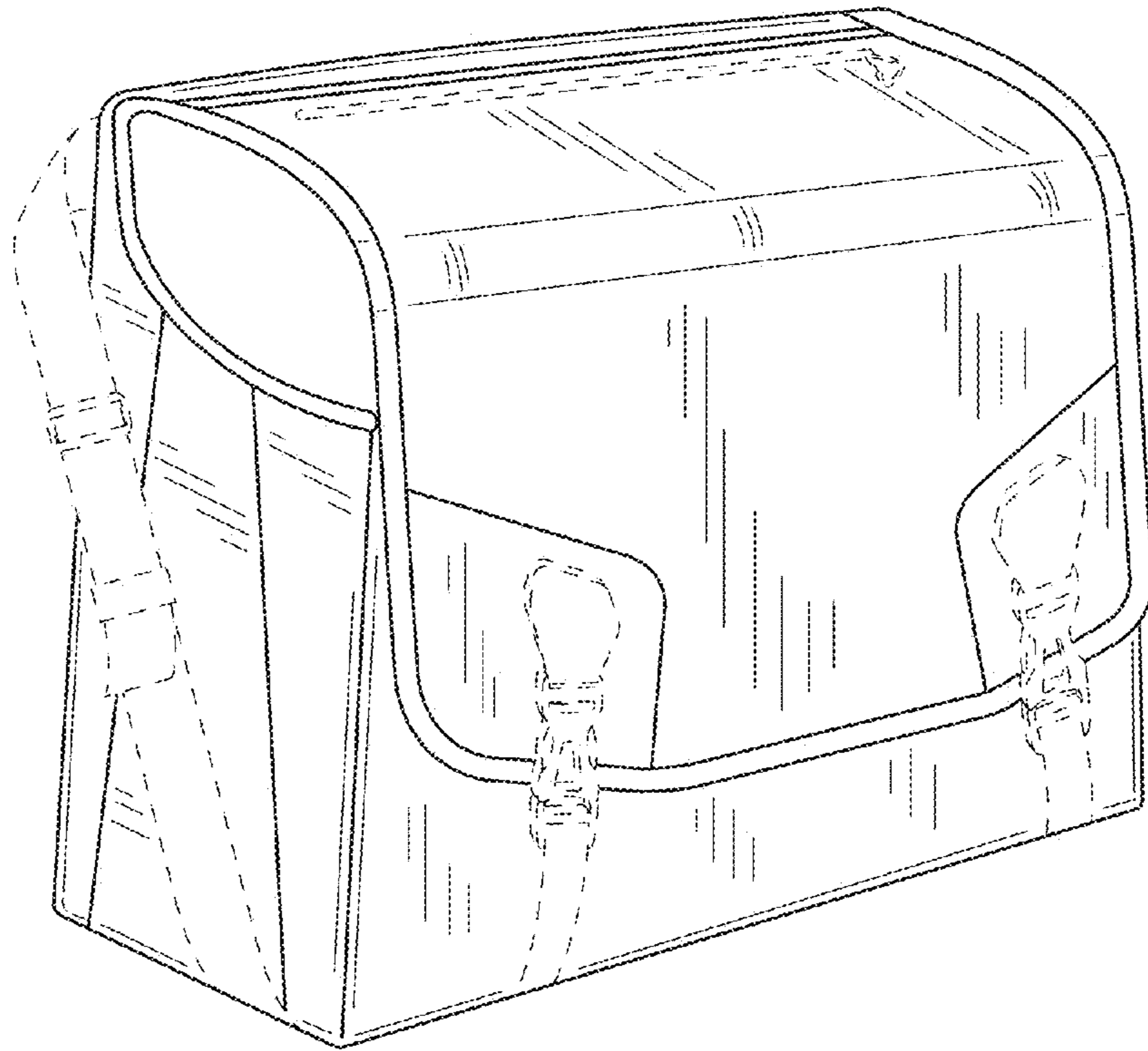


FIG.7