



US00D703427S

(12) **United States Design Patent**
Frederick

(10) **Patent No.:** **US D703,427 S**

(45) **Date of Patent:** **** Apr. 29, 2014**

- (54) **SOCK**
- (71) Applicant: **NIKE, Inc.**, Beaverton, OR (US)
- (72) Inventor: **Colleen Frederick**, Portland, OR (US)
- (73) Assignee: **NIKE, Inc.**, Beaverton, OR (US)
- (**) Term: **14 Years**
- (21) Appl. No.: **29/475,096**
- (22) Filed: **Nov. 27, 2013**
- (51) **LOC (10) Cl.** **02-04**
- (52) **U.S. Cl.**
USPC **D2/994**
- (58) **Field of Classification Search**
USPC D2/980-994; 2/239-241, 69, 115;
66/185; 602/60, 63
See application file for complete search history.

7,007,517	B2 *	3/2006	Menzies	66/185
7,192,411	B2 *	3/2007	Gobet et al.	602/63
D559,526	S *	1/2008	Schilliro' et al.	D2/980
D590,590	S	4/2009	Bonzagni et al.		
D597,296	S	8/2009	Shintaku		
7,721,575	B2 *	5/2010	Yokoyama	66/185
D623,761	S *	9/2010	Chiang	D24/192
7,934,267	B2 *	5/2011	Nordstrom et al.	2/69
D641,148	S	7/2011	Kent		
D643,207	S	8/2011	Hollingsworth et al.		
D643,208	S *	8/2011	Schmidt et al.	D2/984
D650,574	S *	12/2011	Loth et al.	D2/980
D657,123	S	4/2012	Gaither		
8,336,118	B2 *	12/2012	Nordstrom et al.	2/115
8,424,116	B2 *	4/2013	Anastopoulos et al.	2/239
8,516,616	B2 *	8/2013	Nordstrom et al.	2/115
8,603,019	B1 *	12/2013	Hermanson et al.	602/60

* cited by examiner

Primary Examiner — T. Chase Nelson

Assistant Examiner — Kathleen M Sims

(74) *Attorney, Agent, or Firm* — Banner & Witcoff, Ltd

(56) **References Cited**

U.S. PATENT DOCUMENTS

D100,860	S	8/1936	Hemmerich		
D162,774	S *	4/1951	Beauchemin	D2/994
4,898,007	A *	2/1990	Dahlgren	66/185
D374,764	S	10/1996	Penn		
D386,608	S	11/1997	Green		
D392,795	S	3/1998	Ogden		
5,724,836	A *	3/1998	Green	66/185
D397,863	S	9/1998	Van De Steeg		
D403,149	S	12/1998	Fincher		
6,012,177	A *	1/2000	Cortinovis	2/239
6,082,146	A *	7/2000	Dahlgren	66/185
D429,557	S	8/2000	Cortinovis		
6,286,151	B1 *	9/2001	Lambertz	2/239
6,341,505	B1 *	1/2002	Dahlgren	66/185
6,708,348	B1 *	3/2004	Romay	2/239
D513,116	S *	12/2005	Gaither	D2/989

(57) **CLAIM**

The ornamental design for a sock, as shown and described.

DESCRIPTION

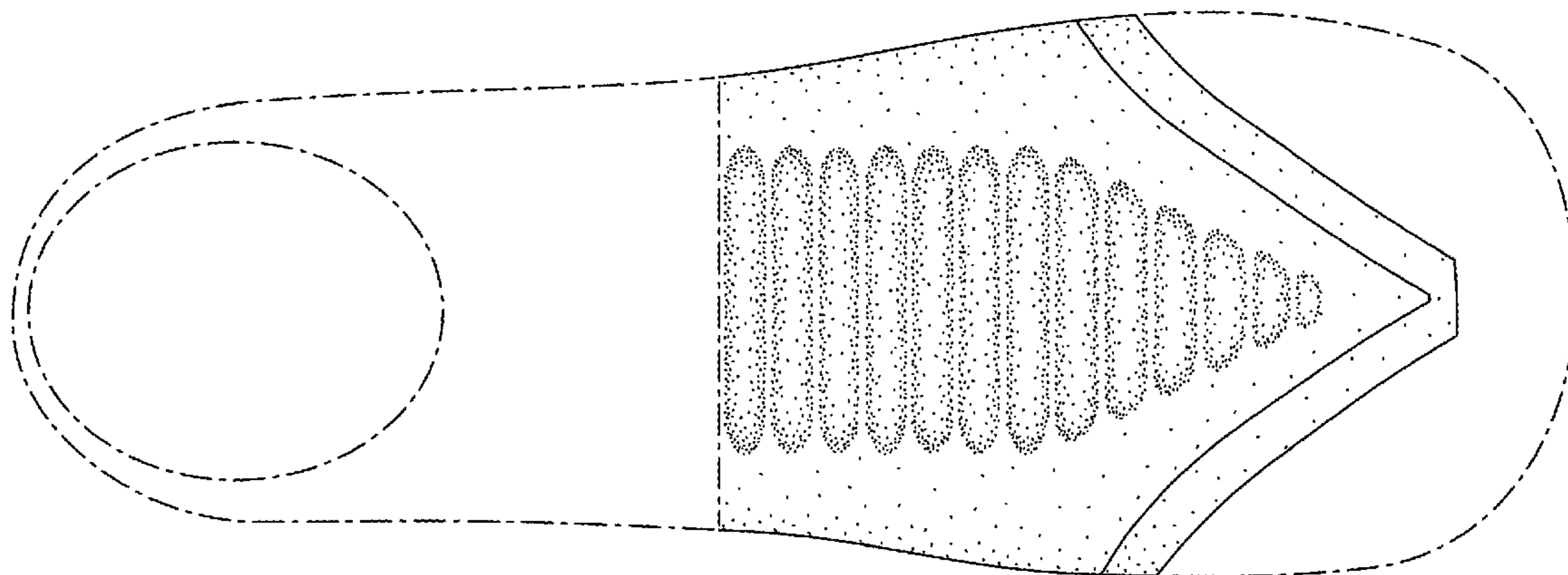
FIG. 1 is a top view of a sock showing my new design in an in-use configuration;

FIG. 2 is a front perspective view of the sock of FIG. 1 shown in an in-use configuration; and,

FIG. 3 is a rear perspective view of the sock of FIG. 1 shown in an in-use configuration.

The broken lines immediately adjacent to the shaded area represent unclaimed boundaries of the design. The broken lines showing the remainder of the sock are for environmental purposes only and form no part of the claimed design.

1 Claim, 3 Drawing Sheets



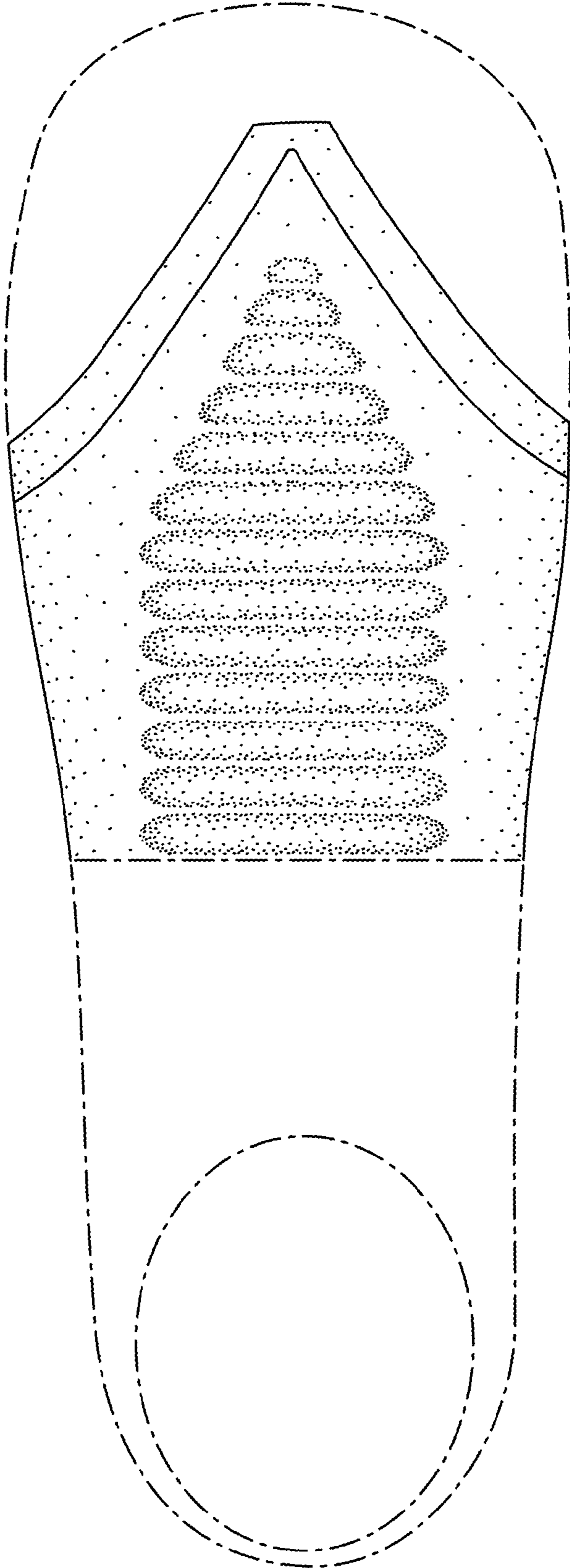


FIG. 1

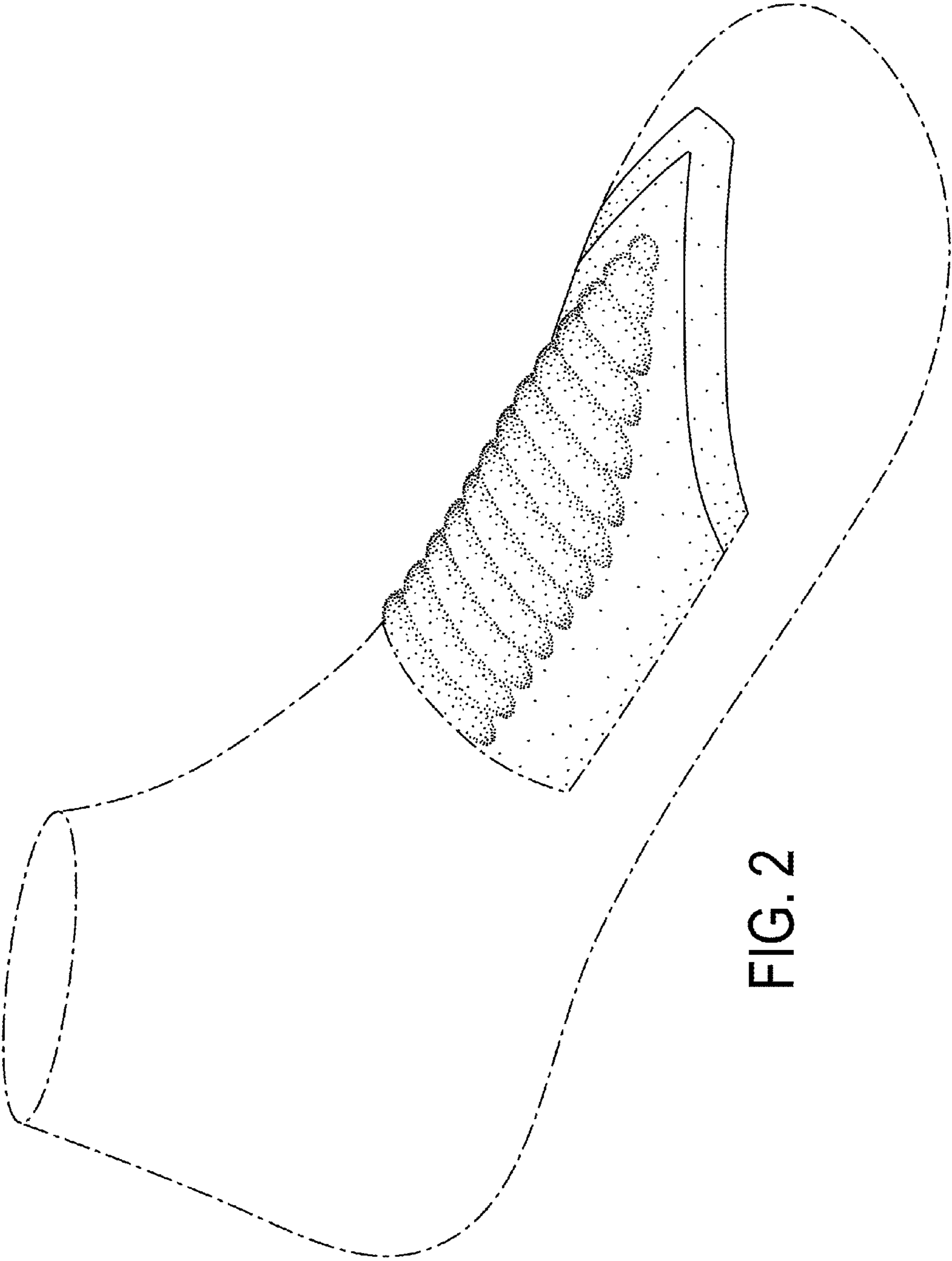


FIG. 2

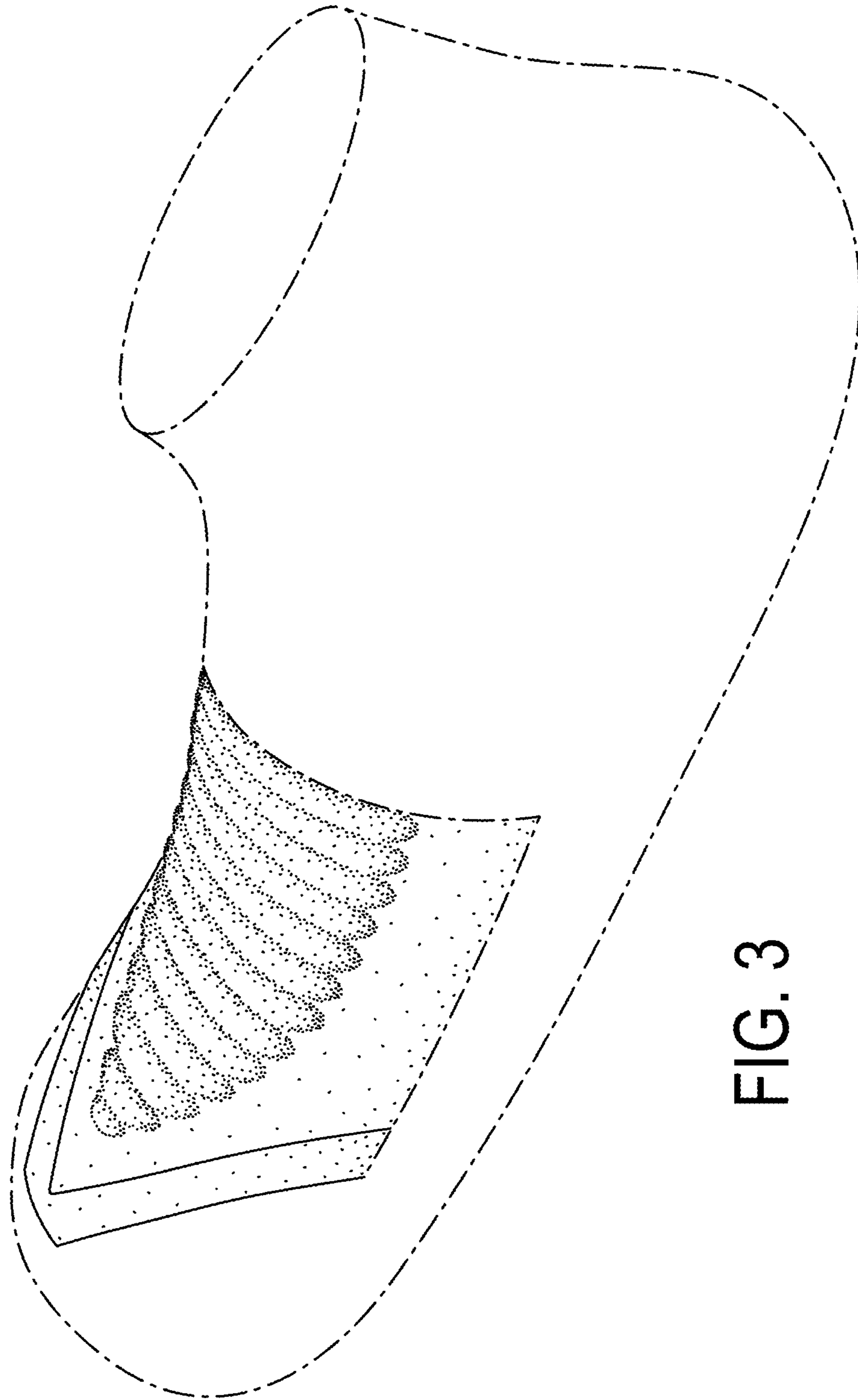


FIG. 3