



US00D703422S

(12) **United States Design Patent**  
**Hansen**

(10) **Patent No.:** **US D703,422 S**  
(45) **Date of Patent:** **\*\* Apr. 29, 2014**

(54) **SHOE**  
(71) Applicant: **ECCO Sko A/S, Bredebro (DK)**  
(72) Inventor: **Jakob Moller Hansen, Aabenraa (DK)**  
(73) Assignee: **ECCO Sko A/S, Bredebro (DK)**  
(\*\*) Term: **14 Years**  
(21) Appl. No.: **29/446,749**  
(22) Filed: **Feb. 27, 2013**

(30) **Foreign Application Priority Data**  
Aug. 31, 2012 (EM) ..... 002095497-0002  
(51) **LOC (10) Cl.** ..... **02-04**  
(52) **U.S. Cl.**  
USPC ..... **D2/916**  
(58) **Field of Classification Search**  
USPC ..... D2/896-900, 903, 916-919, 946, 969,  
D2/971, 972, 974; 36/83, 58.5, 58.6, 45,  
36/3 R, 3 A, 7.7, 7.5, 114, 113, 112, 115  
See application file for complete search history.

(56) **References Cited**  
U.S. PATENT DOCUMENTS  
D368,798 S \* 4/1996 Tong ..... D2/969  
D379,866 S \* 6/1997 Jenkins ..... D2/969  
D385,094 S \* 10/1997 Hardigan ..... D2/969

D486,627 S \* 2/2004 Rogers et al. .... D2/969  
D487,620 S \* 3/2004 Robbins ..... D2/969  
D504,561 S \* 5/2005 Matis ..... D2/969  
D527,873 S \* 9/2006 Schoenborn et al. .... D2/916  
D534,716 S \* 1/2007 Matis et al. .... D2/969  
D535,091 S \* 1/2007 Matis et al. .... D2/969  
D544,186 S \* 6/2007 Matis et al. .... D2/969  
D563,658 S \* 3/2008 St-Louis et al. .... D2/969  
D564,196 S \* 3/2008 Matis et al. .... D2/969  
D566,954 S \* 4/2008 St-Louis et al. .... D2/969  
D642,360 S \* 8/2011 Hansen ..... D2/916

\* cited by examiner  
*Primary Examiner* — Robert M Spear  
*Assistant Examiner* — Rashida C McCoy  
(74) *Attorney, Agent, or Firm* — McCormick, Paulding & Huber LLP

(57) **CLAIM**  
The ornamental design for a shoe, substantially as shown.

**DESCRIPTION**  
FIG. 1 is a front, right-hand side, top perspective view of a shoe comprising a new, original and ornamental design;  
FIG. 2 is a front view thereof;  
FIG. 3 is a right-hand side view thereof;  
FIG. 4 is a left-hand side view thereof;  
FIG. 5 is a rear view thereof;  
FIG. 6 is a top view thereof; and,  
FIG. 7 is a bottom view thereof.

**1 Claim, 2 Drawing Sheets**





FIG. 1




FIG. 2




FIG. 3



FIG. 4




FIG. 5




FIG. 6




FIG. 7