



US00D703415S

(12) **United States Design Patent**
Khan

(10) **Patent No.:** **US D703,415 S**

(45) **Date of Patent:** **** *Apr. 22, 2014**

- (54) **EGG SHAPED CREMATION URN**
- (71) Applicant: **Naseem Khan**, Uttar Pradesh (IN)
- (72) Inventor: **Naseem Khan**, Uttar Pradesh (IN)
- (*) Notice: This patent is subject to a terminal disclaimer.
- (**) Term: **14 Years**
- (21) Appl. No.: **29/451,000**
- (22) Filed: **Mar. 27, 2013**
- (51) **LOC (10) CL.** **99-00**
- (52) **U.S. CL.**
CPC **A61G 17/08** (2013.01)
USPC **D99/5**
- (58) **Field of Classification Search**
CPC **A61G 17/08**
USPC **D99/5, 37; 27/1; 52/128; D10/40, 44; D8/378; D11/79, 80, 223, 157; D9/545; D7/514, 515; D19/97; D28/8.2**

See application file for complete search history.

(56) **References Cited**

U.S. PATENT DOCUMENTS

294,575	A *	3/1884	Britton	426/104
D21,231	S *	12/1891	Menke	D99/37
2,235,617	A *	3/1941	Klinzing	220/288
2,975,547	A *	3/1961	Greve	446/77
3,732,602	A *	5/1973	Vigh	27/1

D276,705	S *	12/1984	Oliveri	D10/40
4,765,501	A *	8/1988	Kao	220/4.21
D318,240	S *	7/1991	Pang	D10/40
5,379,499	A *	1/1995	Jackson	27/1
D380,355	S *	7/1997	Husted	D7/679
5,662,241	A *	9/1997	Sorensen	220/630
5,728,414	A *	3/1998	Terrasi	426/104
D419,827	S *	2/2000	Michaeli	D7/515
D485,660	S *	1/2004	Mocellin	D99/5
D640,444	S *	6/2011	Roberson	D99/5
D649,325	S *	11/2011	Khan	D99/5
D650,547	S *	12/2011	Khan	D99/5
D650,961	S *	12/2011	Roberson	D99/5
D650,962	S *	12/2011	Roberson	D99/5
D650,964	S *	12/2011	Roberson	D99/5
2003/0046798	A1 *	3/2003	Valles Camps et al.	27/1

* cited by examiner

Primary Examiner — Paula Greene

(74) *Attorney, Agent, or Firm* — Simana Rao, Esq.;
McNeely, Hare & War LLP

(57) **CLAIM**

The ornamental design for an egg shaped cremation urn, as shown and described:

DESCRIPTION

FIG. 1 is a perspective view from the bottom of the instant invention;


FIG. 2 is a bottom view of the instant invention;

FIG. 3 is a front view of the instant invention;

FIG. 4 is a perspective view from the top of the instant invention; and,

FIG. 5 is a top view of the instant invention.

1 Claim, 5 Drawing Sheets



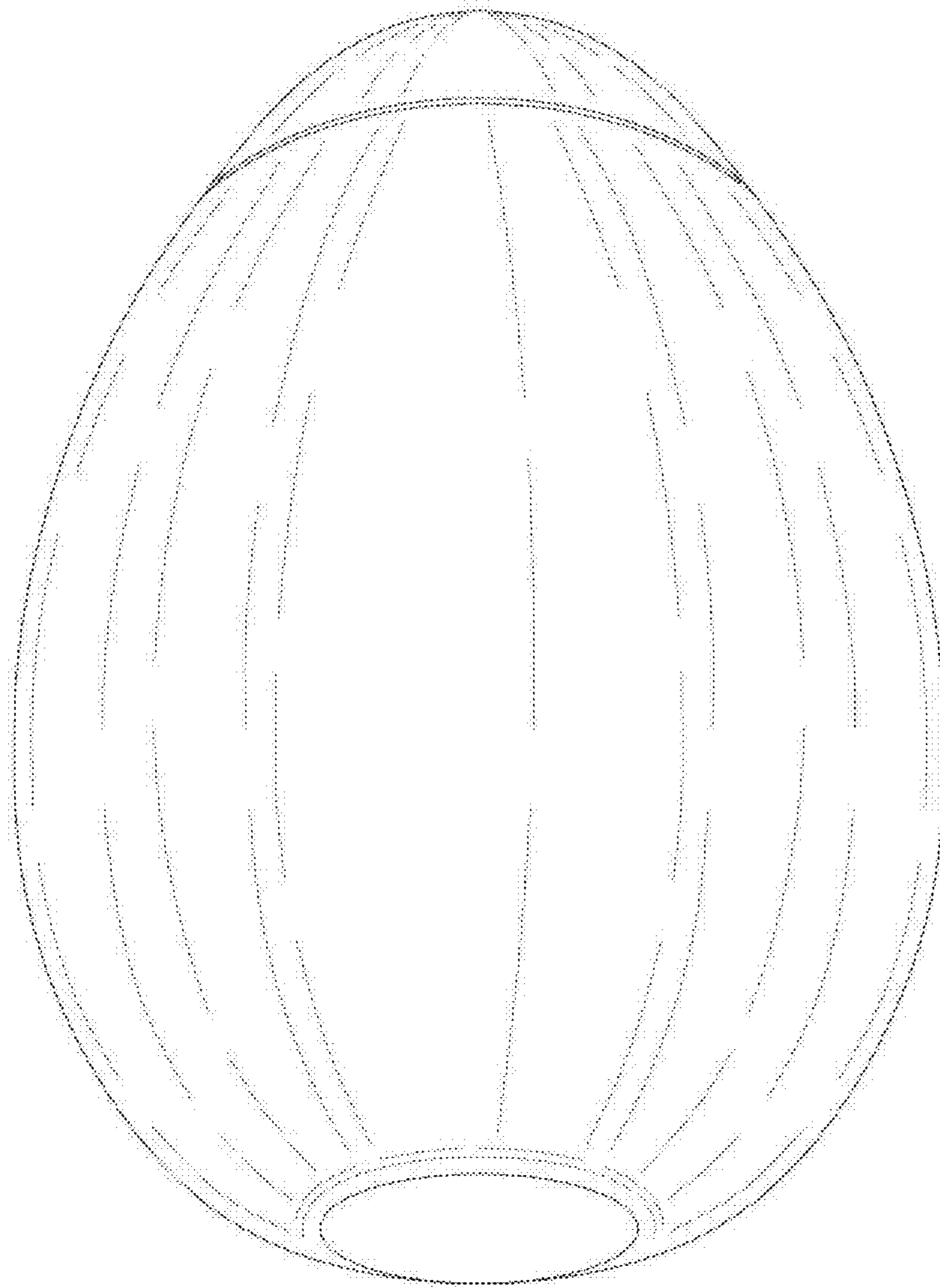


FIGURE 1

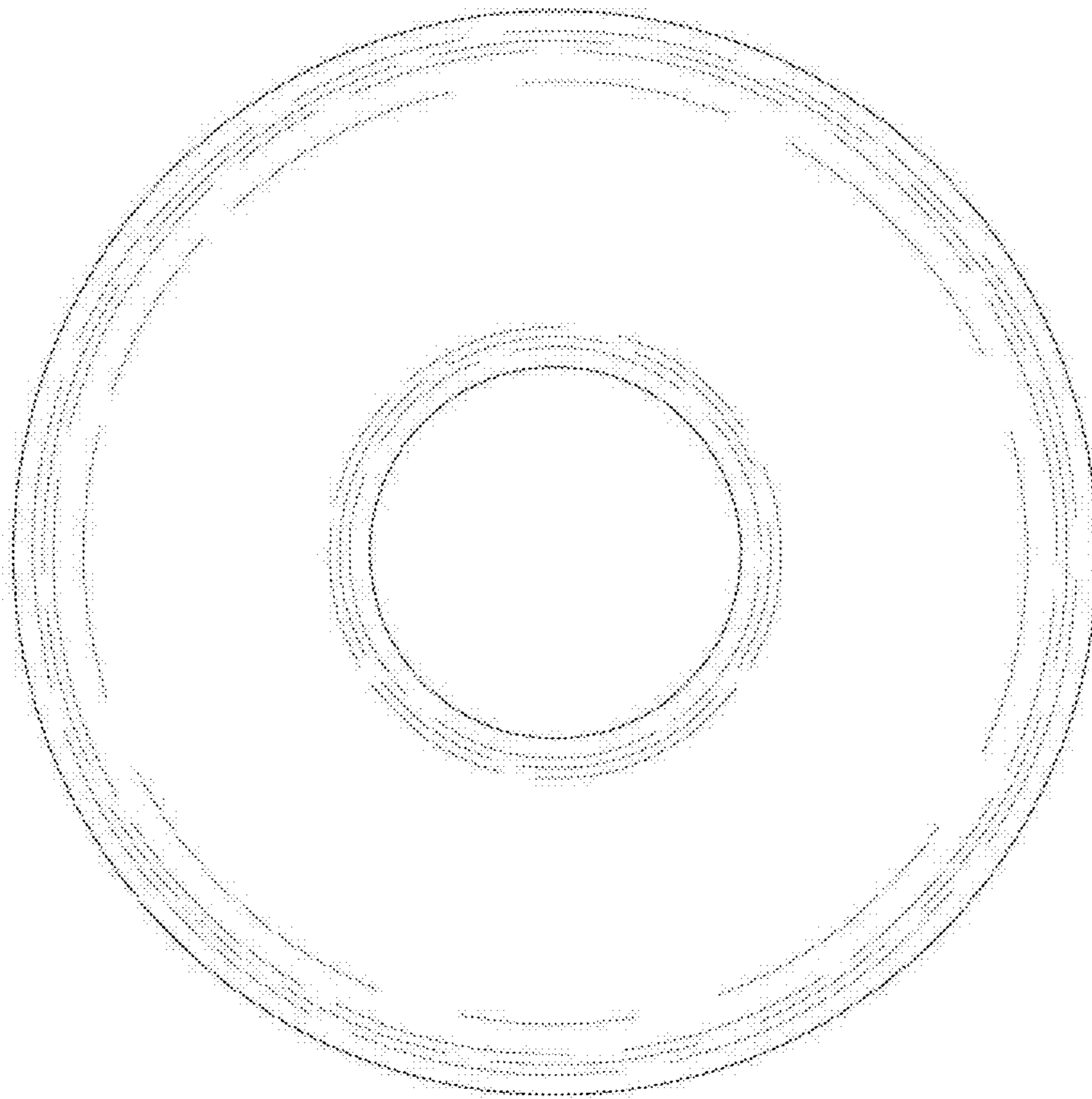


FIGURE 2




FIGURE 3

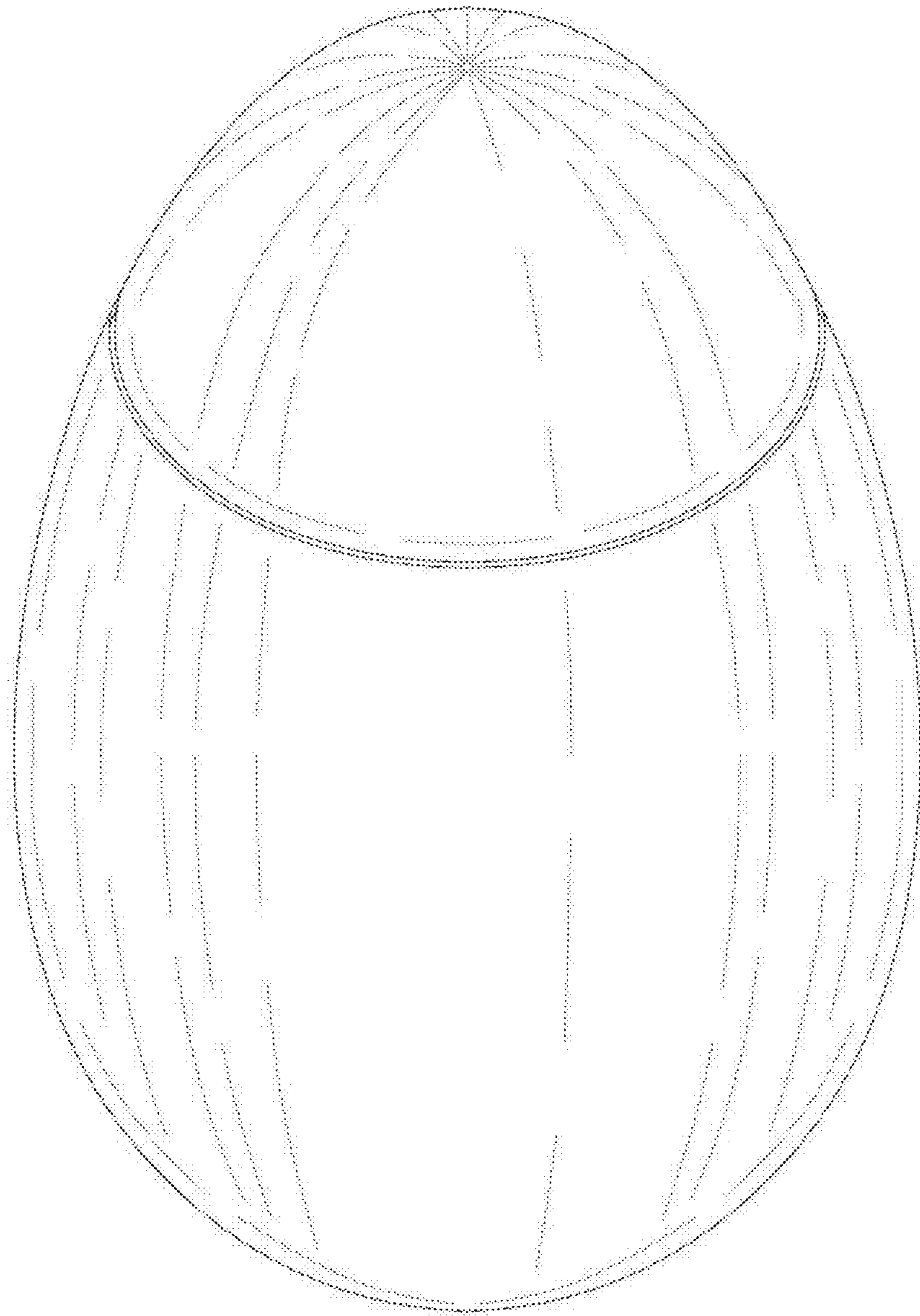


FIGURE 4




FIGURE 5