



US00D703409S

(12) **United States Design Patent**
Robbins, III et al.

(10) **Patent No.:** **US D703,409 S**

(45) **Date of Patent:** **** Apr. 22, 2014**

(54) **DRAIN MAT**

(71) Applicants: **Edward S. Robbins, III**, Muscle Shoals, AL (US); **Milton F. Bain, Jr.**, Muscle Shoals, AL (US); **Ronald R. White**, Florence, AL (US); **Tracy A. Smithey**, Pontotoc, MS (US)

(72) Inventors: **Edward S. Robbins, III**, Muscle Shoals, AL (US); **Milton F. Bain, Jr.**, Muscle Shoals, AL (US); **Ronald R. White**, Florence, AL (US); **Tracy A. Smithey**, Pontotoc, MS (US)

(73) Assignee: **Edward S. Robbins, III**, Muscle Shoals, AL (US)

(**) Term: **14 Years**

(21) Appl. No.: **29/467,456**

(22) Filed: **Sep. 19, 2013**

(51) **LOC (10) Cl.** **07-05**

(52) **U.S. Cl.**
USPC **D32/57**

(58) **Field of Classification Search**
USPC D32/55, 276, 3, 57; D6/510, 525;
D30/133, 161; 211/41.5, 41.4, 41.3,
211/41.8; 361/679.4; 312/311, 333, 334.4;
D7/354, 629; 126/221

See application file for complete search history.

(56) **References Cited**

U.S. PATENT DOCUMENTS

D232,895	S	*	9/1974	Bell	D6/585
D238,538	S	*	1/1976	Smith	D6/582
D348,131	S	*	6/1994	Bozzo et al.	D32/55
D514,765	S	*	2/2006	Dretzka	D32/57
D517,759	S	*	3/2006	Dretzka	D32/57
D554,820	S	*	11/2007	Dretzka	D32/57
D581,120	S	*	11/2008	Sofy et al.	D32/57
D625,482	S	*	10/2010	Yang et al.	D32/57
D685,560	S	*	7/2013	Lee et al.	D32/57

* cited by examiner

Primary Examiner — Austin Murphy

(74) *Attorney, Agent, or Firm* — Brinks Gilson & Lione

(57) **CLAIM**

We claim the ornamental design for a drain mat, as shown and described.

DESCRIPTION

FIG. 1 is a bottom plan view of a drain mat, showing a series of linear ribs and an array of holes.

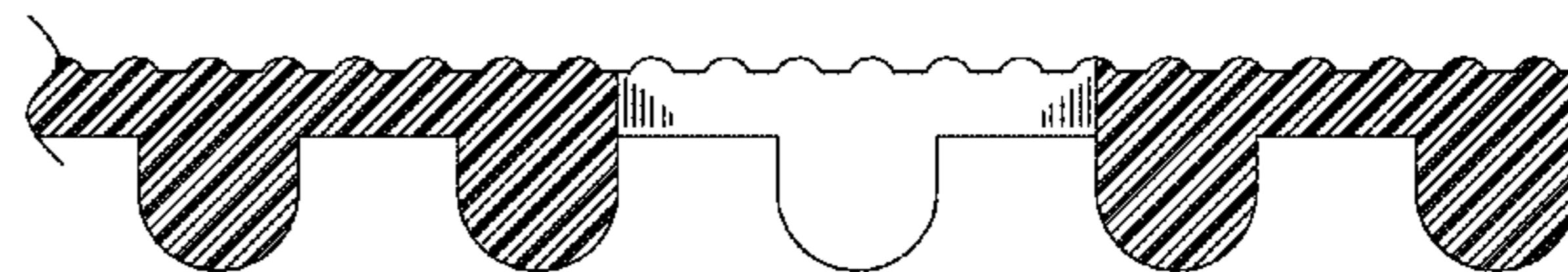

FIG. 2 is a top plan view of the drain mat shown in FIG. 1, top surface being slightly textured as shown in detail in FIG. 5.

FIG. 3 is a side elevation view taken from the right side of FIG. 2, the opposite side being a mirror image.

FIG. 4 is an end view taken from the bottom of FIG. 2, the opposite end being a mirror image; and,

FIG. 5 is an enlarged sectional view taken along line 5-5 of FIG. 2.

1 Claim, 4 Drawing Sheets






FIG. 1




FIG. 2



FIG. 3



FIG. 4




FIG. 5