



US00D703386S

(12) **United States Design Patent**
Damin

(10) **Patent No.:** **US D703,386 S**
(45) **Date of Patent:** **** Apr. 22, 2014**

(54) **HELMET**

(75) Inventor: **Marco Damin**, Pianiga (IT)

(73) Assignee: **Smith Optics, Inc.**, Ketchum, ID (US)

(**) Term: **14 Years**

(21) Appl. No.: **29/432,013**

(22) Filed: **Sep. 12, 2012**

(51) **LOC (10) Cl.** **02-03**

(52) **U.S. Cl.**
USPC **D29/102**

(58) **Field of Classification Search**
USPC D29/102-107, 122; 2/421-425, 410,
2/6.3, 6.5, 6.7, 411, 414
See application file for complete search history.

D453,056 S *	1/2002	Garneau	D29/106
6,339,849 B1 *	1/2002	Nelson et al.	2/425
D455,522 S *	4/2002	Royes et al.	D29/102
D464,468 S	10/2002	Ho	
D476,776 S *	7/2003	Finquel	D29/102
D481,171 S	10/2003	Ho	
D481,494 S	10/2003	Ho	
D482,500 S	11/2003	Ho	
D490,572 S	5/2004	Finquel	
D495,093 S *	8/2004	Tintera	D29/102
D497,040 S	10/2004	Strauss	
D504,543 S	4/2005	Strauss	
D508,150 S	8/2005	Martin	
D518,241 S	3/2006	Finquel	
D530,043 S	10/2006	Foote et al.	
D532,161 S	11/2006	Finquel	
D535,059 S *	1/2007	Lam	D29/102
D541,480 S *	4/2007	Turner	D29/102
D556,951 S *	12/2007	Gath et al.	D29/122
D559,468 S	1/2008	Broeckl	
D572,865 S *	7/2008	Baker	D29/102
D645,210 S *	9/2011	Chilson et al.	D29/106

(Continued)

(56) **References Cited**

U.S. PATENT DOCUMENTS

D180,092 S *	4/1957	McMurry	D29/106
3,055,012 A	9/1962	Aileo	
3,239,842 A	3/1966	Marchello	
3,500,475 A	3/1970	Otsuka	
D277,425 S	2/1985	Higginson	
D300,275 S	3/1989	Sjogren et al.	
D336,552 S *	6/1993	Timms et al.	D29/106
D340,318 S *	10/1993	McCloud	D29/102
D354,376 S	1/1995	Kun	
D370,308 S	5/1996	Nilsson	
D415,593 S	10/1999	Tang	
D417,755 S *	12/1999	Mitrakos	D29/102
D424,246 S	5/2000	Ho	
D426,032 S	5/2000	Ho	
6,073,272 A	6/2000	Ball	
D428,534 S	7/2000	Ho	
D445,219 S	7/2001	Ho	
D445,545 S	7/2001	Ho	
D449,135 S	10/2001	Martin et al.	
D449,713 S	10/2001	Martin et al.	
D452,942 S	1/2002	Ho	

Primary Examiner — Ruth McInroy

(74) *Attorney, Agent, or Firm* — Dorsey & Whitney LLP

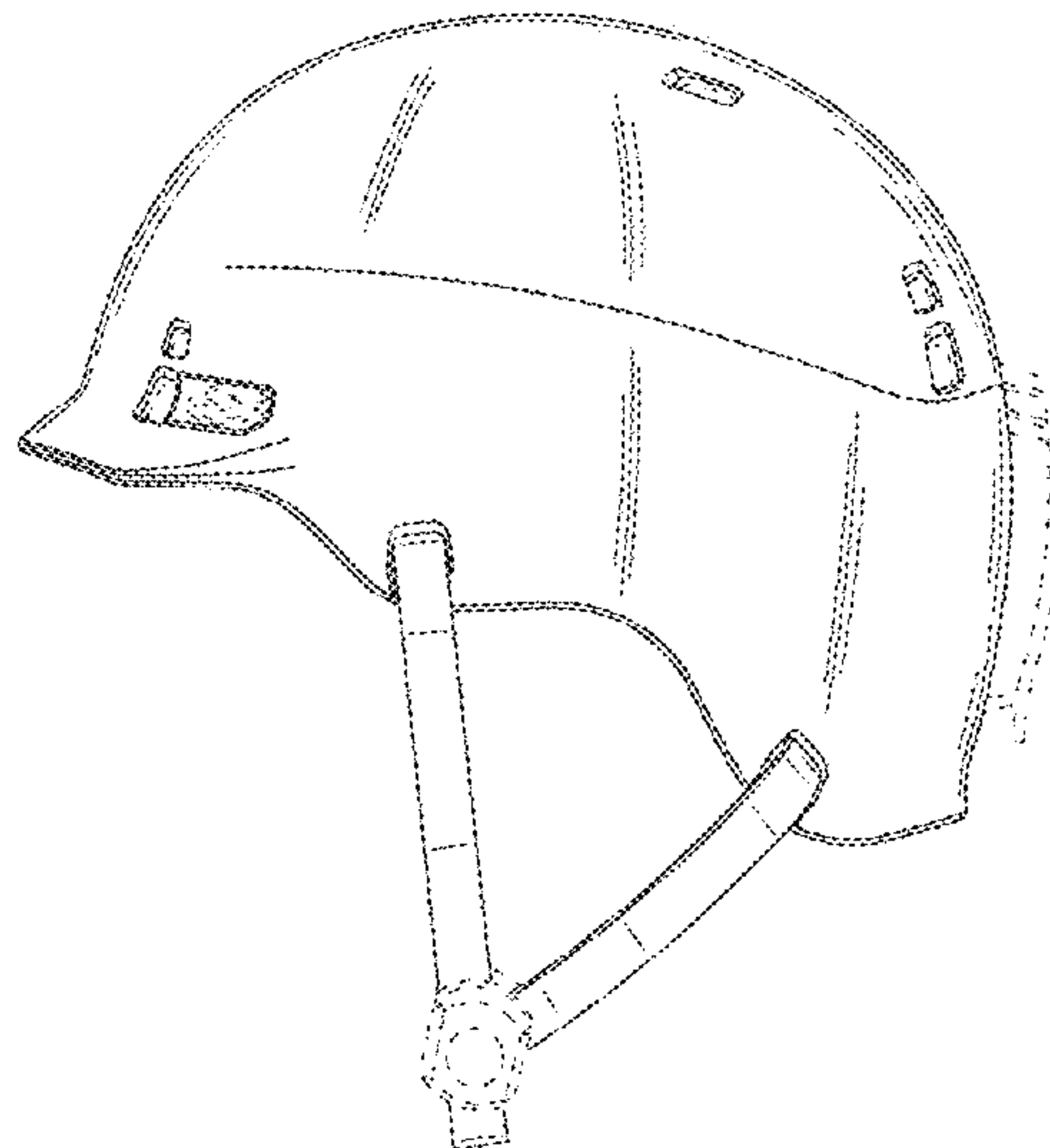
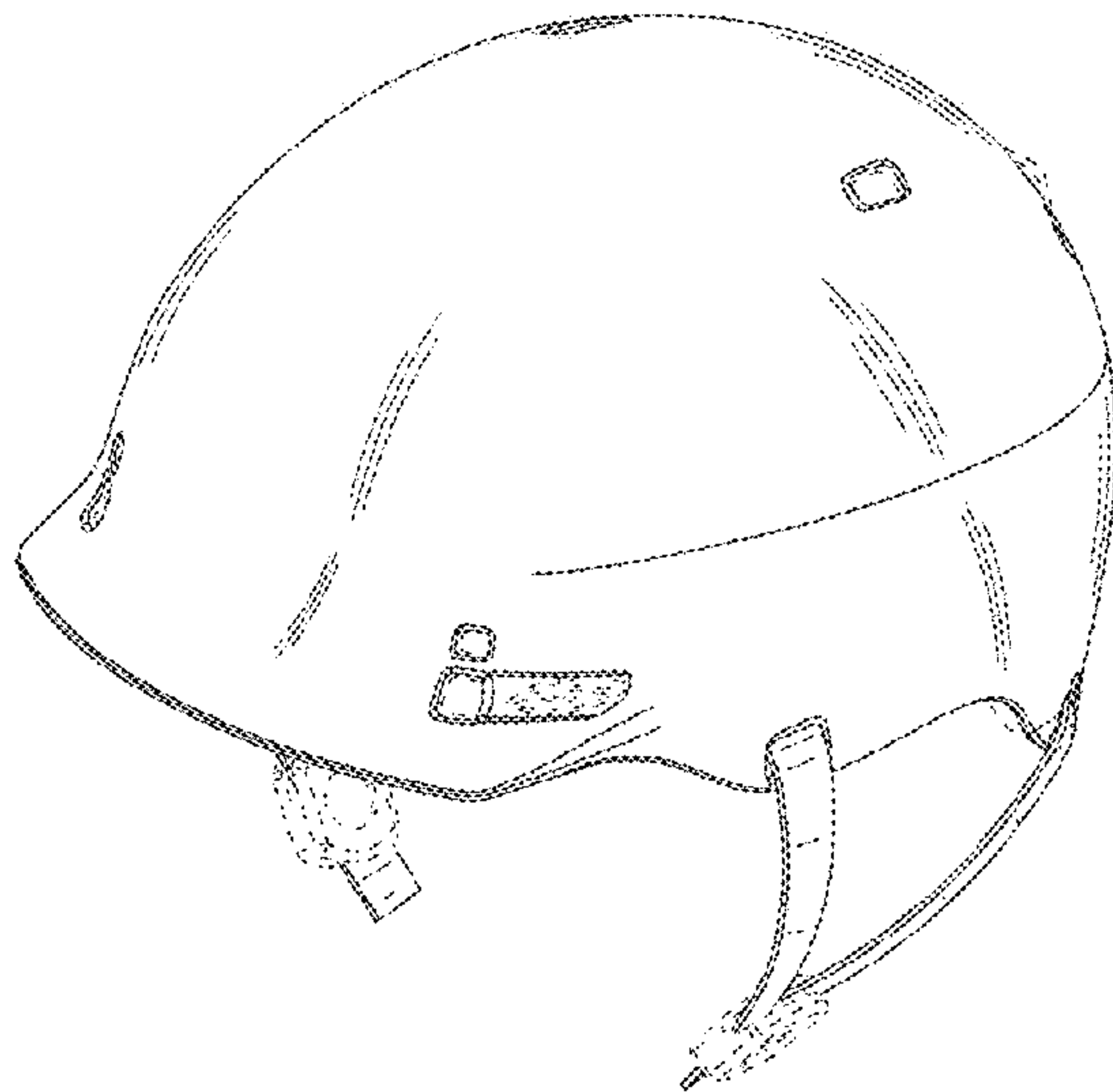
(57) **CLAIM**

I claim the ornamental design for a helmet, as shown and described.

DESCRIPTION

FIG. 1 is a front elevation view of a helmet showing my new design;
FIG. 2 is a front perspective view thereof;
FIG. 3 is a rear perspective view thereof;
FIG. 4 is a top plan view thereof;
FIG. 5 is a side elevation view thereof; and,
FIG. 6 is a rear elevation view thereof.
The broken lines are provided for illustrative purposes only, and form no part of the claimed design.

1 Claim, 6 Drawing Sheets



US D703,386 S

Page 2

(56)

References Cited

U.S. PATENT DOCUMENTS

D650,132 S *	12/2011	Chilson et al.	D29/105
D654,628 S *	2/2012	Aris et al.	D29/102
D655,048 S *	2/2012	Moeller et al.	D29/102
D645,619 S *	9/2011	Corey	D29/104

* cited by examiner




FIG.1

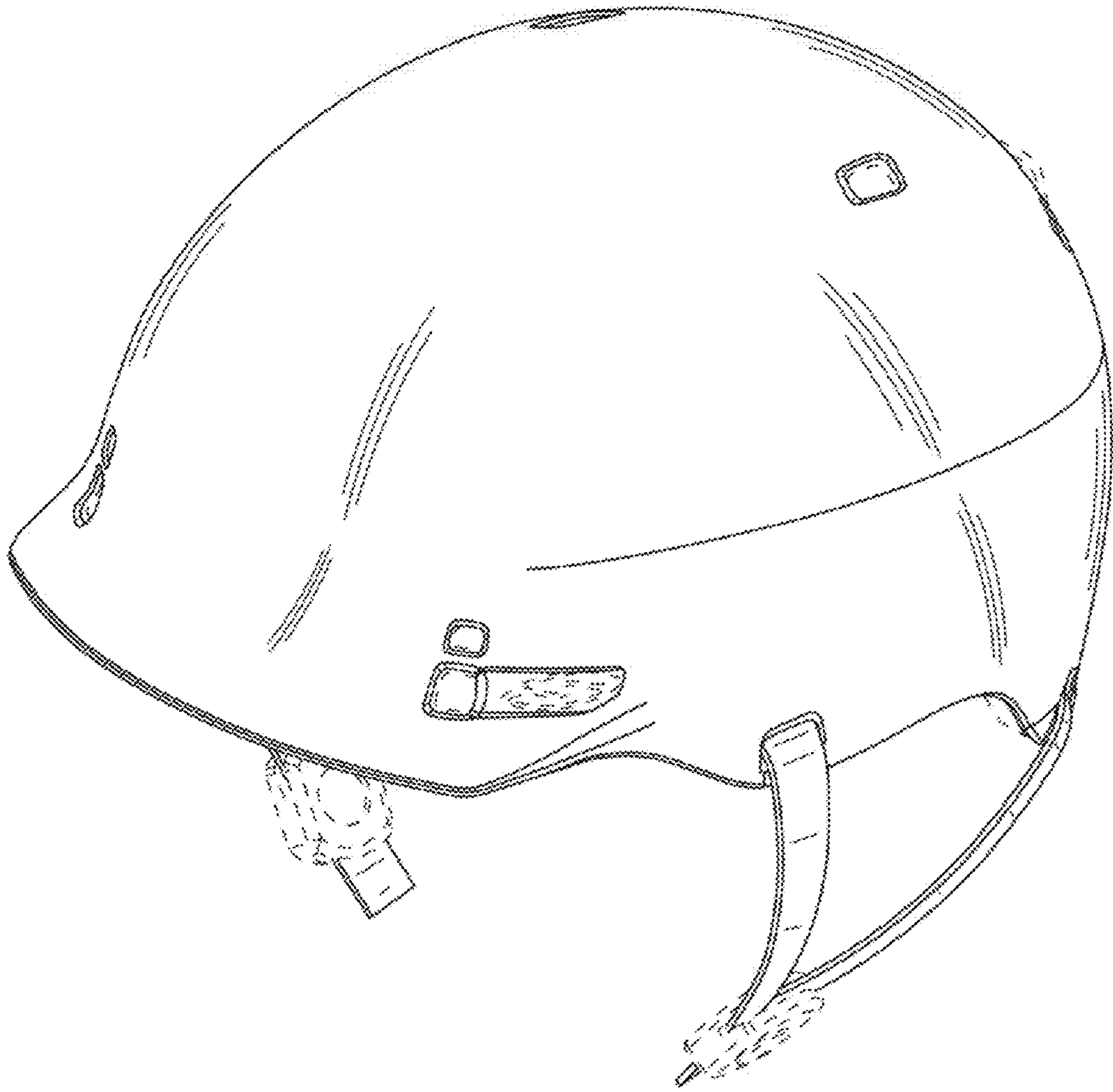


FIG.2

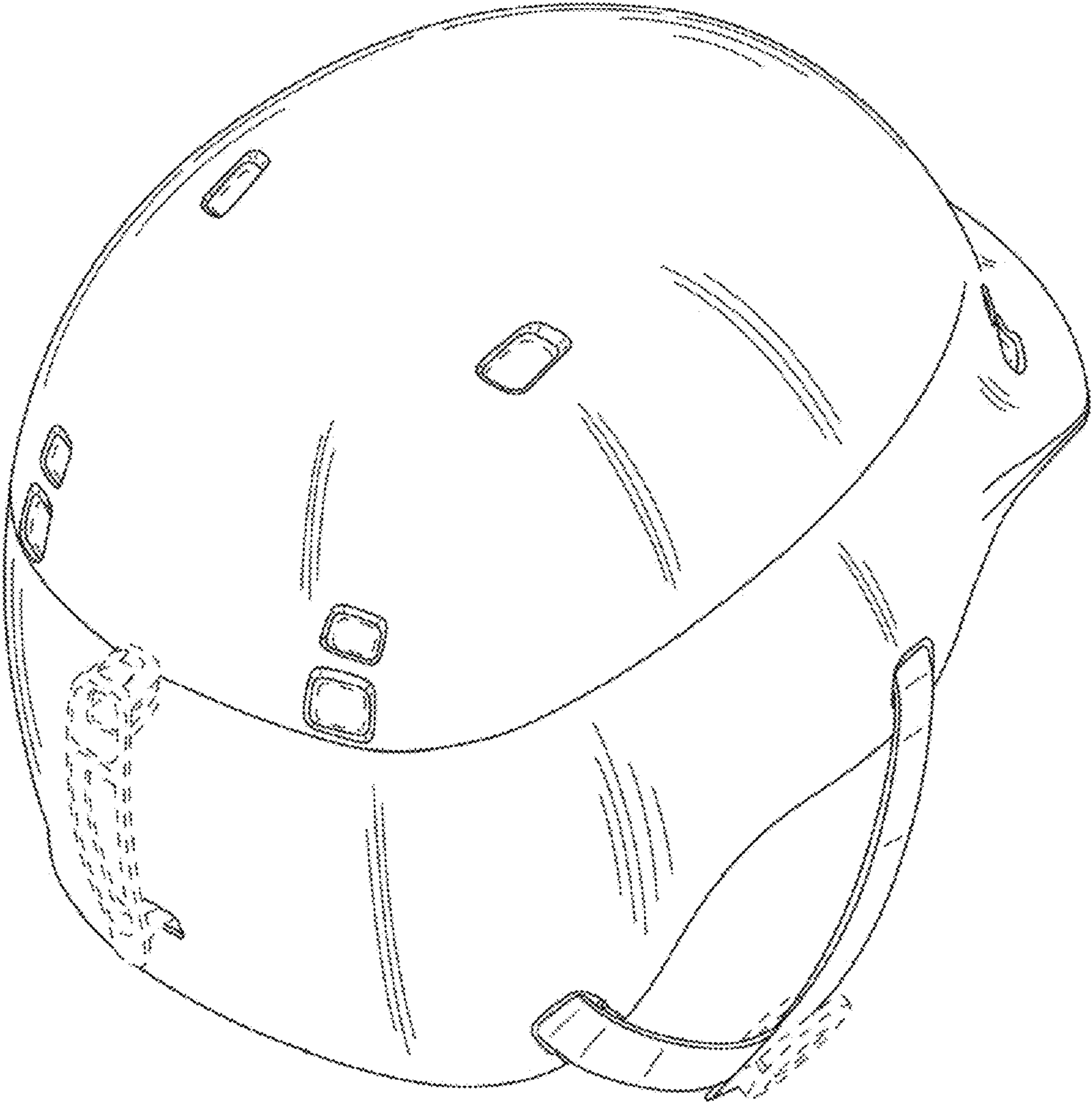


FIG.3

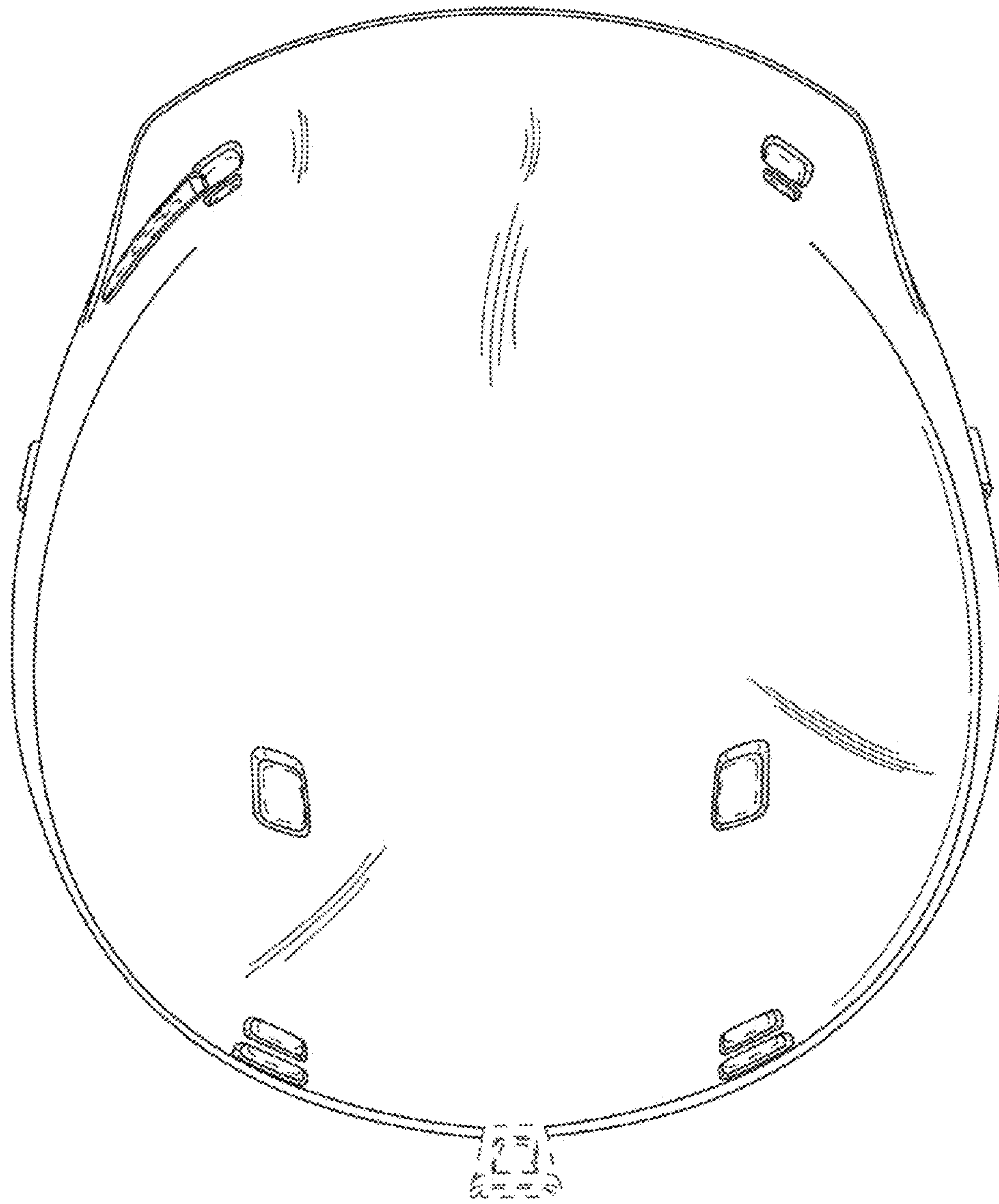


FIG. 4

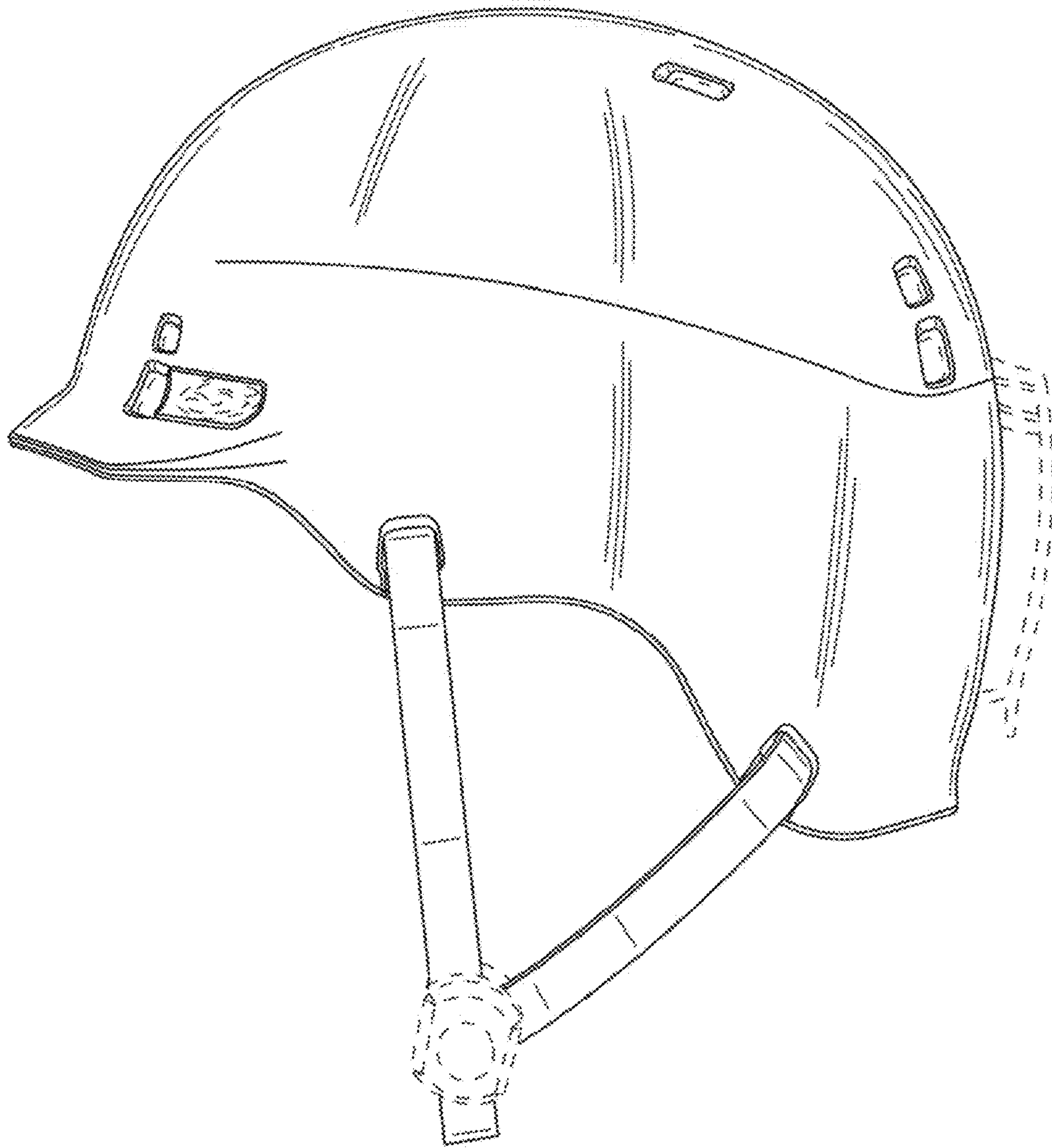


FIG.5

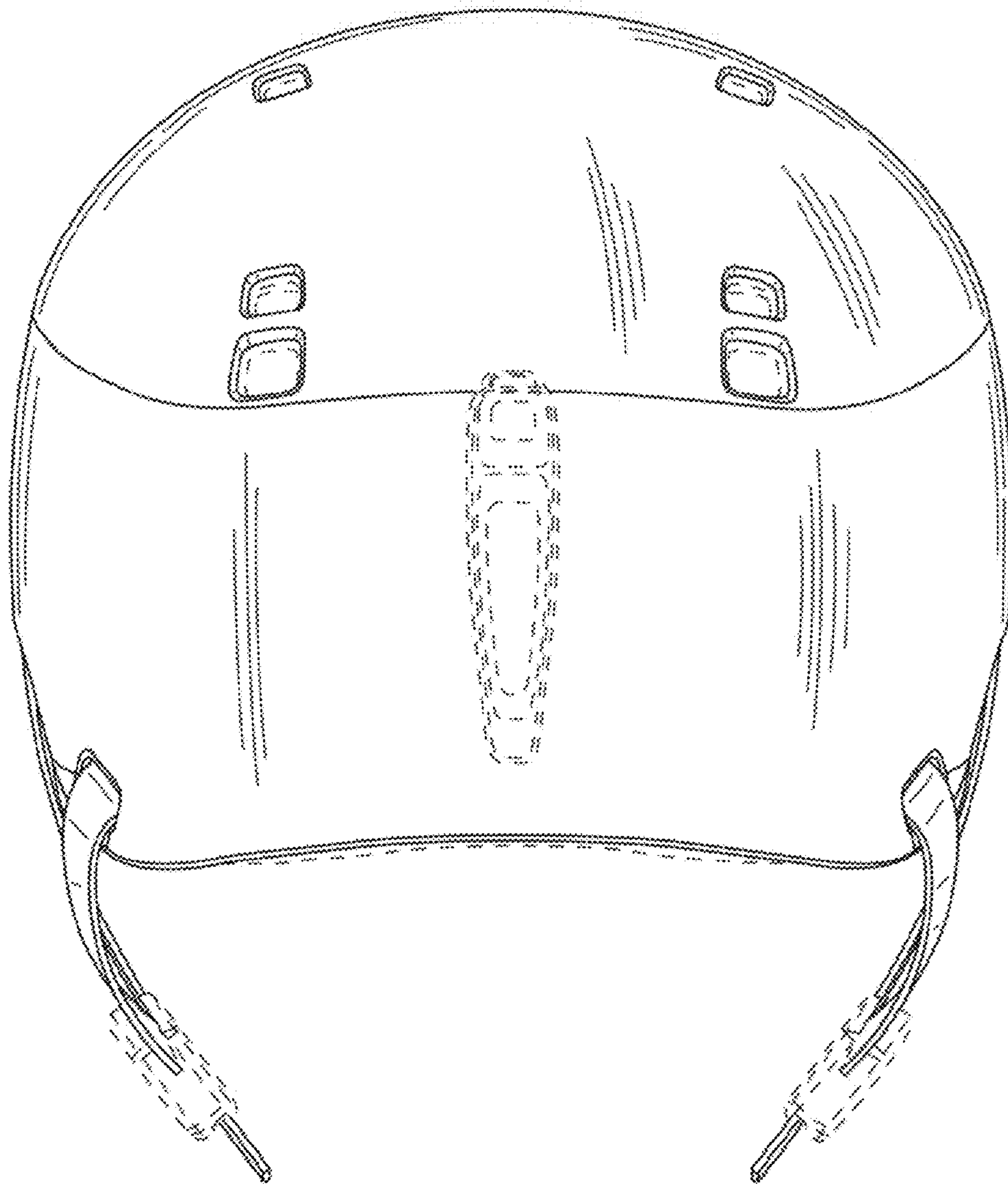


FIG.6