



US00D703337S

(12) **United States Design Patent**
Fuhr et al.

(10) **Patent No.:** **US D703,337 S**
(45) **Date of Patent:** **** Apr. 22, 2014**

(54) **MEDICAL DEVICE**

(75) Inventors: **Arlan W. Fuhr**, Phoenix, AZ (US);
Michael Liebschner, Pearland, TX
(US); **Yani Deros**, Phoenix, AZ (US);
Craig Ovans, Chandler, AZ (US); **Joe**
Morin, Revere, MA (US)

(73) Assignee: **Activator Methods International, Ltd.**,
Phoenix, AZ (US)

(**) Term: **14 Years**

(21) Appl. No.: **29/414,407**

(22) Filed: **Feb. 28, 2012**

(51) **LOC (10) Cl.** **24-02**

(52) **U.S. Cl.**
USPC **D24/200**

(58) **Field of Classification Search**
USPC D24/169, 17, 186, 200; D10/78, 81;
D13/168; 607/88-89, 93; 606/237-239
See application file for complete search history.

(56) **References Cited**

U.S. PATENT DOCUMENTS

D323,034	S	*	1/1992	Reinstein	D24/206
D329,291	S	*	9/1992	Wollman	D24/214
5,315,097	A	*	5/1994	Collins et al.	235/462.25
D352,704	S	*	11/1994	Etoh	D14/426
D352,935	S	*	11/1994	Etoh	D14/428
D400,258	S	*	10/1998	Bolleter	D24/210
D406,126	S	*	2/1999	Massieu et al.	D14/428
D456,809	S	*	5/2002	Schlieffers	D14/428
6,572,637	B1	*	6/2003	Yamazaki et al.	607/89
D481,963	S	*	11/2003	Onuma et al.	D10/78
D526,320	S	*	8/2006	Brandon et al.	D14/426
7,097,364	B2	*	8/2006	Wang	385/76
D545,439	S	*	6/2007	Draudt et al.	D24/186
D585,993	S	*	2/2009	Kousuge	D24/186
D606,947	S	*	12/2009	Caprio et al.	D13/168

D609,361	S	*	2/2010	McGarry et al.	D24/209
D615,430	S	*	5/2010	Wieberdink et al.	D10/78
D633,625	S	*	3/2011	Maderazzo	D24/200
D653,761	S	*	2/2012	Lytle	D24/209
D667,557	S	*	9/2012	Boudier	D24/186
D670,389	S	*	11/2012	Chen	D24/171
D681,487	S	*	5/2013	Lee et al.	D10/81
D695,903	S	*	12/2013	Tamsiran	D24/209
2003/0141370	A1	*	7/2003	Hamilton et al.	235/462.45
2003/0195443	A1	*	10/2003	Miller	601/108
2004/0049137	A1	*	3/2004	Tucek et al.	601/108
2006/0030908	A1	*	2/2006	Powell et al.	607/88
2007/0032847	A1	*	2/2007	Weckwerth et al.	607/93
2013/0030506	A1	*	1/2013	Bartolone et al.	607/89

OTHER PUBLICATIONS

Vicks, Forehead Thermometer, Jul. 11, 2009, amazon.com <http://amzn.com/B002KE5X88>.*

* cited by examiner

Primary Examiner — Eric Goodman

Assistant Examiner — John Reickel

(74) *Attorney, Agent, or Firm* — Ballard Spahr LLP

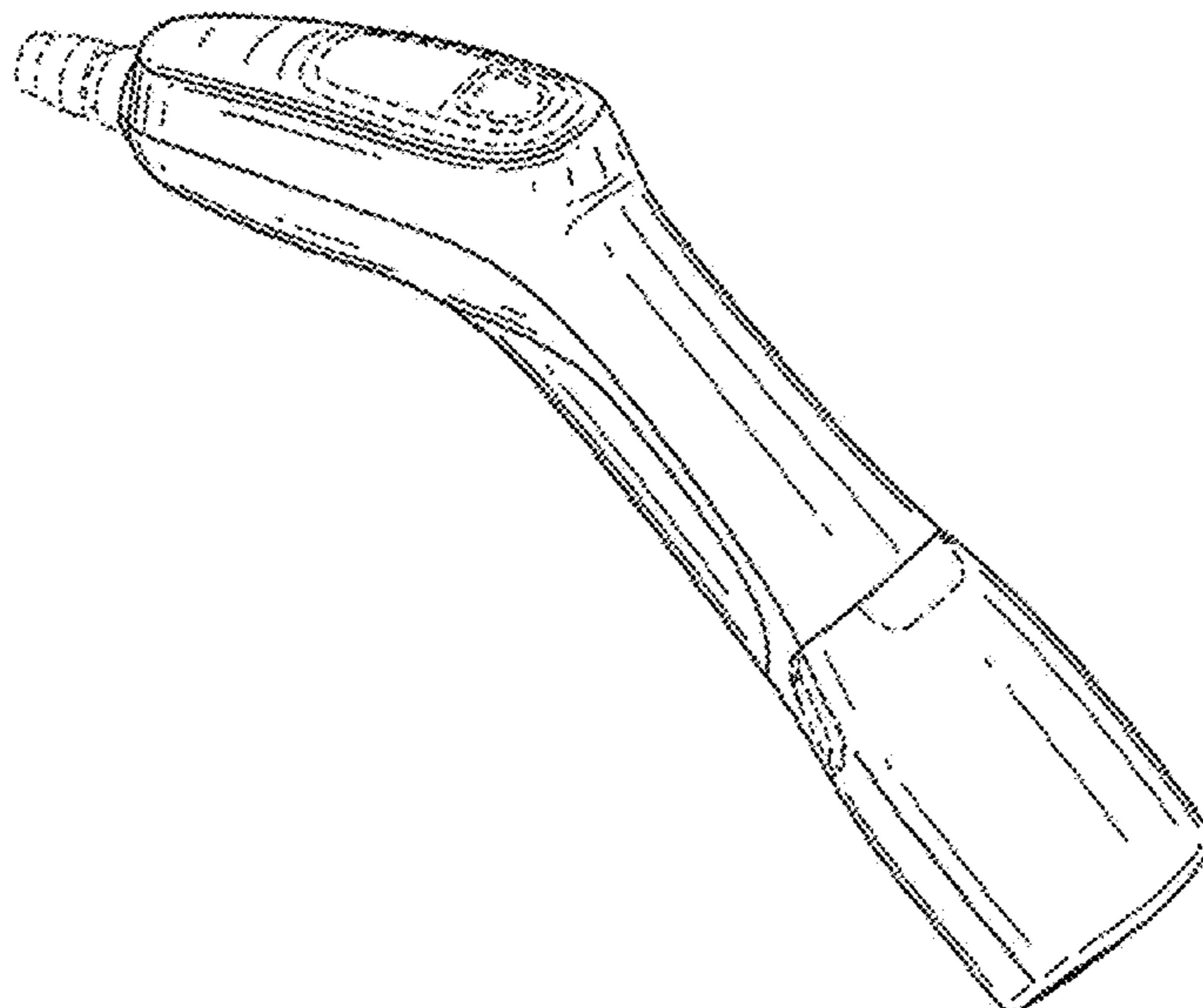
(57) **CLAIM**

The ornamental design for a medical device, as shown and described.

DESCRIPTION

FIG. 1 is a perspective view of a medical device;
FIG. 2 is a side view of the medical device, the opposite side of which is a mirror image thereof;
FIG. 3 is a front view of the medical device;
FIG. 4 is a rear view of the medical device;
FIG. 5 is a top view of the medical device; and,
FIG. 6 is a bottom view of the medical device.
Broken line is included for the purpose of illustrating portions of the article and forms no part of the claimed design.

1 Claim, 3 Drawing Sheets



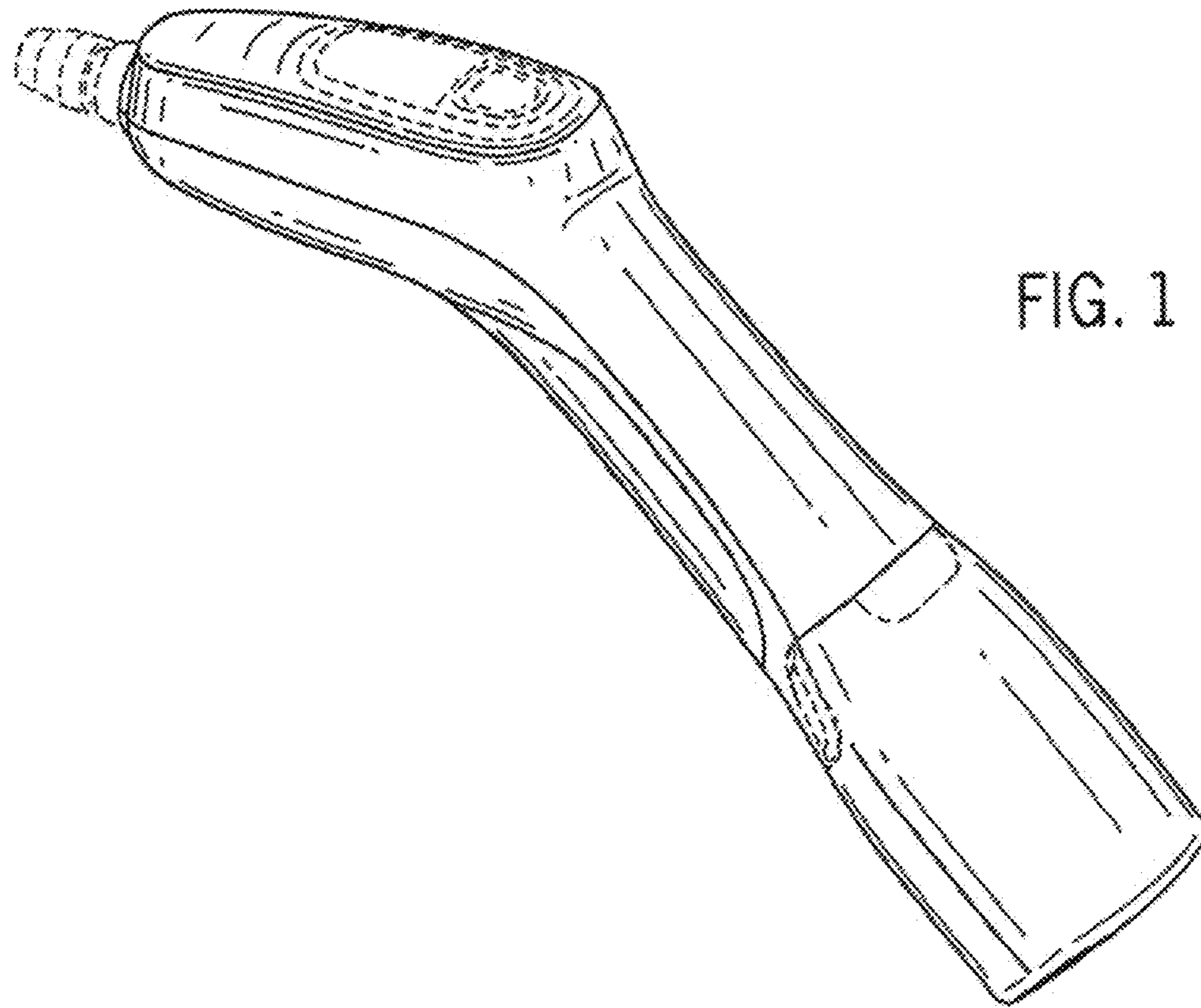


FIG. 1

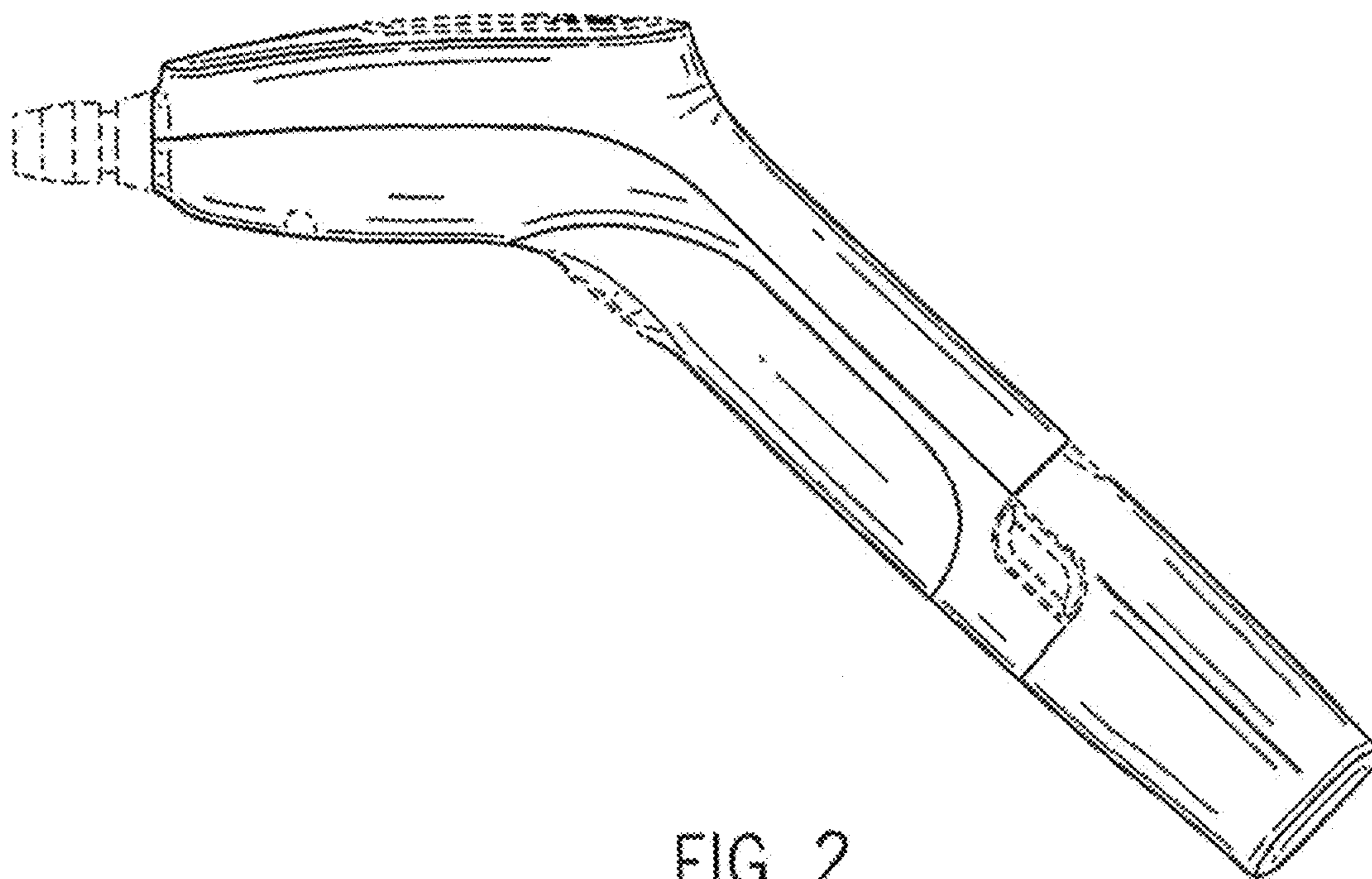


FIG. 2

FIG. 3

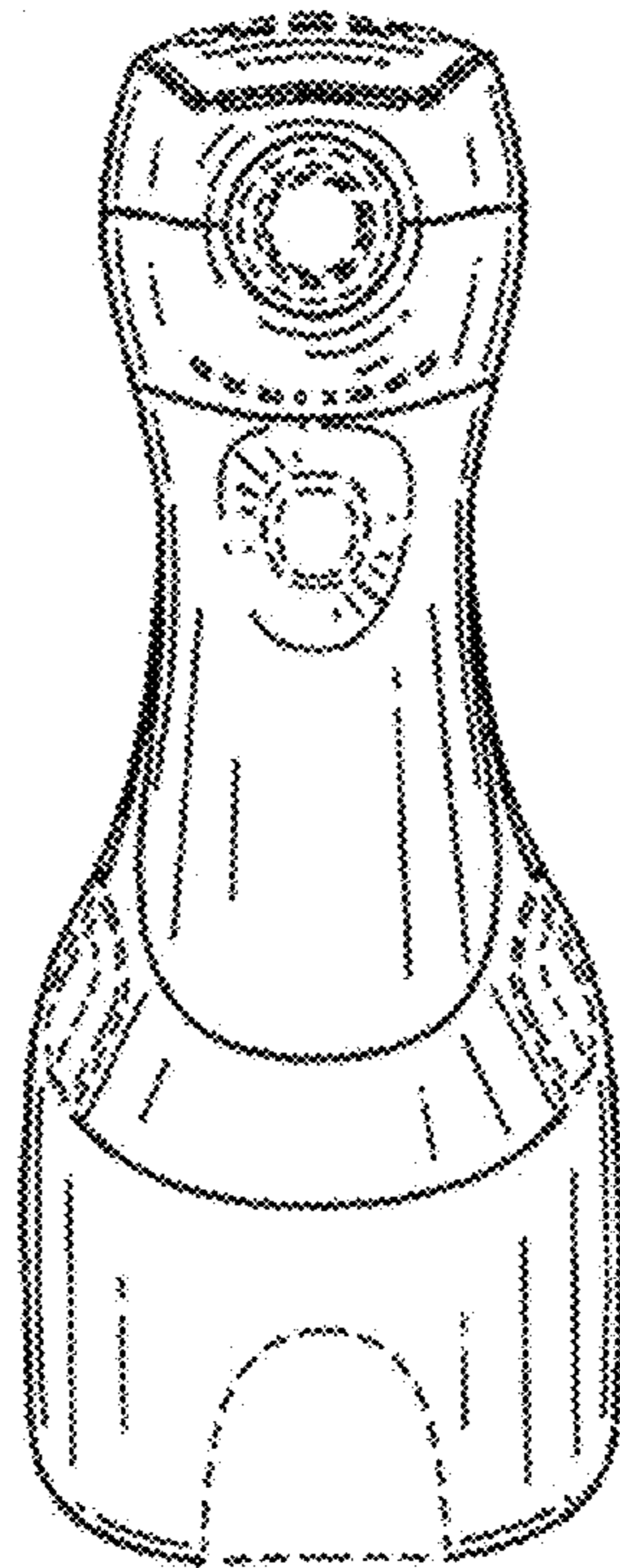
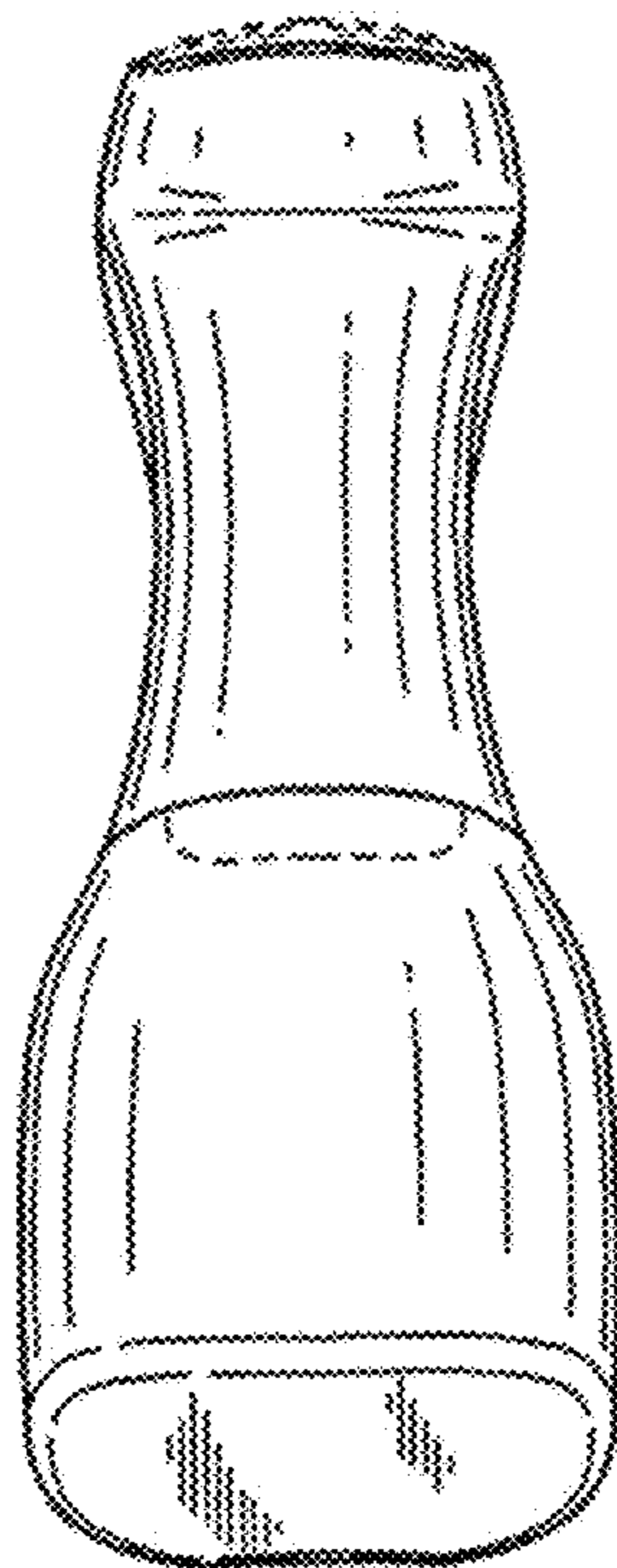


FIG. 4



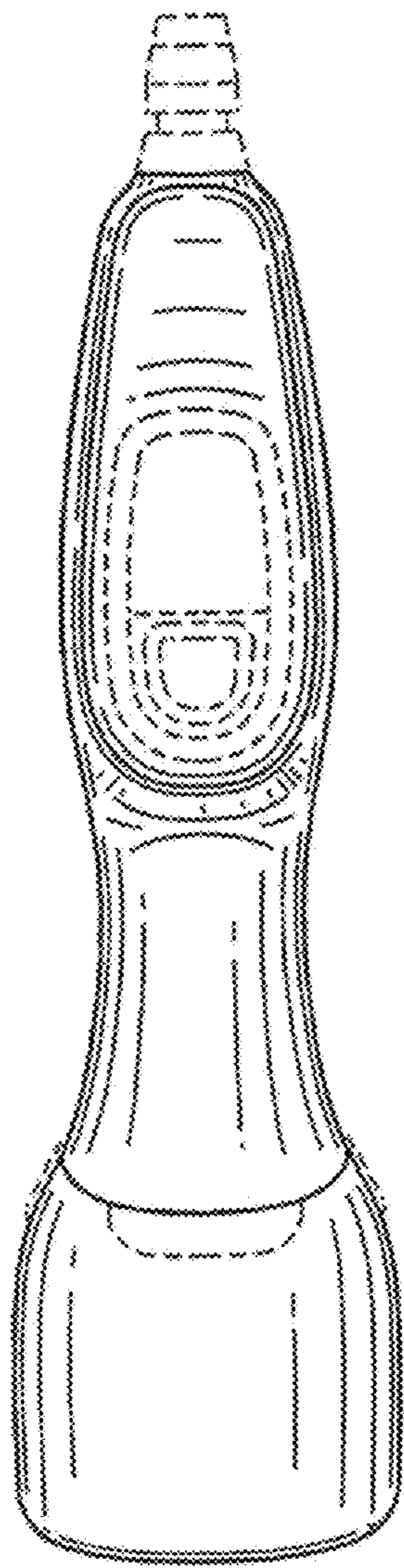


FIG. 5

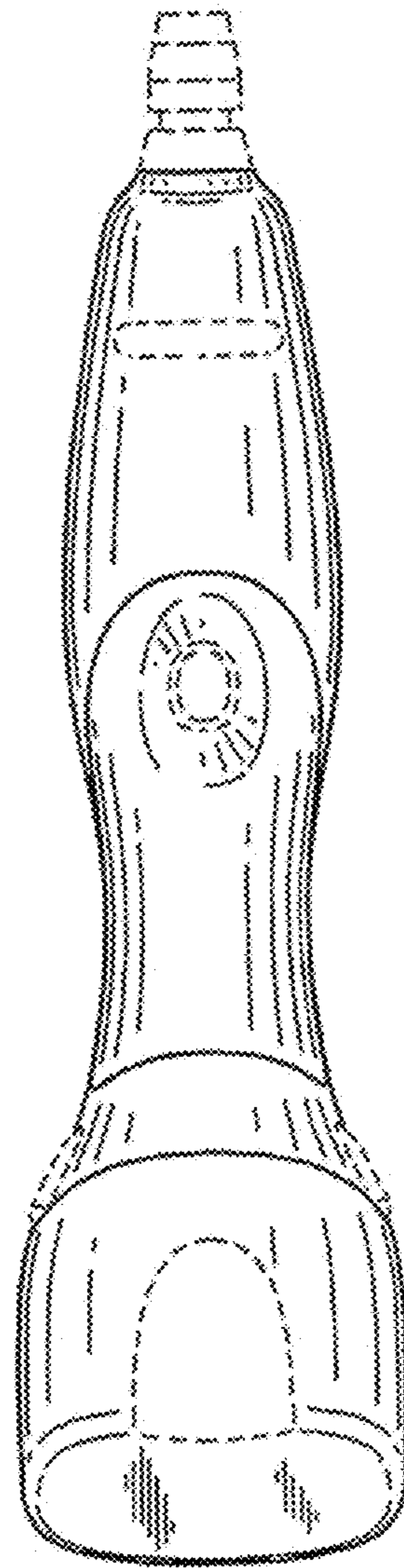


FIG. 6