



US00D703330S

(12) **United States Design Patent**  
**Saeki**

(10) **Patent No.:** **US D703,330 S**  
(45) **Date of Patent:** **\*\* Apr. 22, 2014**

(54) **ULTRASONIC PROBE**

(71) Applicant: **Nihon Dempa Kogyo Co., Ltd.**, Tokyo (JP)

(72) Inventor: **Isao Saeki**, Saitama (JP)

(73) Assignee: **Nihon Dempa Kogyo Co., Ltd.**, Tokyo (JP)

(\*\*) Term: **14 Years**

(21) Appl. No.: **29/464,656**

(22) Filed: **Aug. 20, 2013**

(51) **LOC (10) Cl.** ..... **24-01**

(52) **U.S. Cl.**  
USPC ..... **D24/187**

(58) **Field of Classification Search**  
USPC ..... D24/138, 141, 158, 164, 165, 167, 170,  
D24/186-187, 133, 144; D10/57, 60, 78,  
D10/80; 600/407, 461, 446, 439; 378/98.7,  
378/98.8, 189

See application file for complete search history.

(56) **References Cited**

**U.S. PATENT DOCUMENTS**

D316,376 S *	4/1991	Dubut	.....	D10/60
D319,793 S *	9/1991	Dubut	.....	D10/60
D328,495 S *	8/1992	Ungari	.....	D24/187
D389,918 S *	1/1998	Ninomiya et al.	.....	D24/186
D467,002 S *	12/2002	Felix et al.	.....	D24/187
6,709,392 B1 *	3/2004	Salgo et al.	.....	600/439

D544,606 S	6/2007	Hasegawa et al.	
D546,460 S	7/2007	Hasegawa	
D555,252 S *	11/2007	Kitayama et al.	..... D24/186
D598,108 S	8/2009	Hasegawa	
D622,401 S *	8/2010	Suzuki	..... D24/187
D681,820 S *	5/2013	Shinohara et al.	..... D24/186
D681,823 S *	5/2013	Shinohara et al.	..... D24/186
D681,827 S *	5/2013	Shinohara et al.	..... D24/186
D685,100 S *	6/2013	Shinohara et al.	..... D24/186

\* cited by examiner

*Primary Examiner* — T. Chase Nelson

*Assistant Examiner* — Mark Cavanna

(74) *Attorney, Agent, or Firm* — Edwards Wildman Palmer LLP; Scott D. Wofsy

(57) **CLAIM**

The ornamental design for an ultrasonic probe, as shown and described.

**DESCRIPTION**

FIG. 1 is a perspective view of the ultrasonic probe as viewed from above;

FIG. 2 is a perspective view of the ultrasonic probe as viewed from below;

FIG. 3 is a front elevation view of the ultrasonic probe;

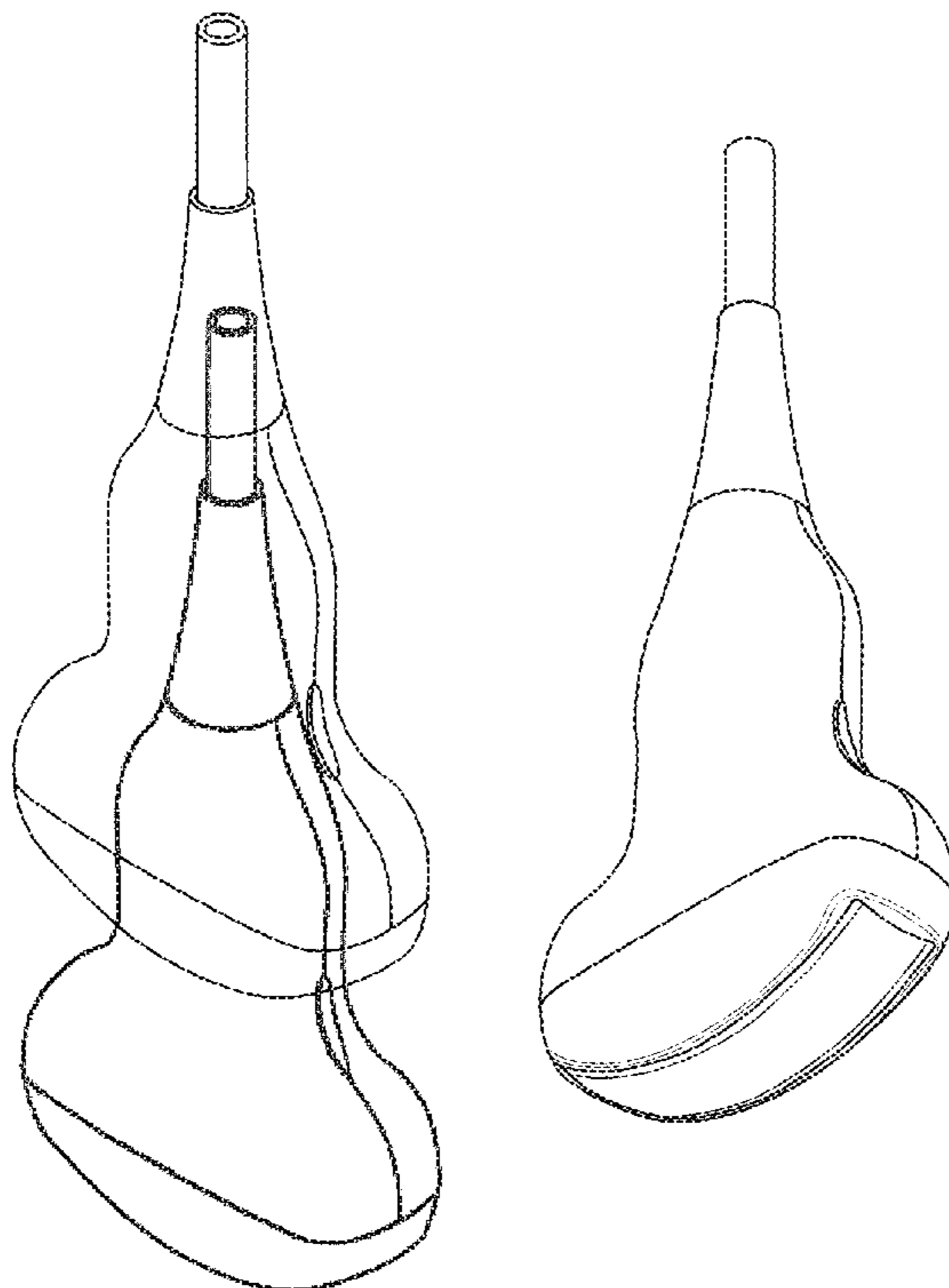
FIG. 4 is a left side elevation view of the ultrasonic probe;

FIG. 5 is a right side elevation view of the ultrasonic probe;

FIG. 6 is a top plan view of the ultrasonic probe; and,

FIG. 7 is a bottom plan view of the ultrasonic probe.

**1 Claim, 4 Drawing Sheets**



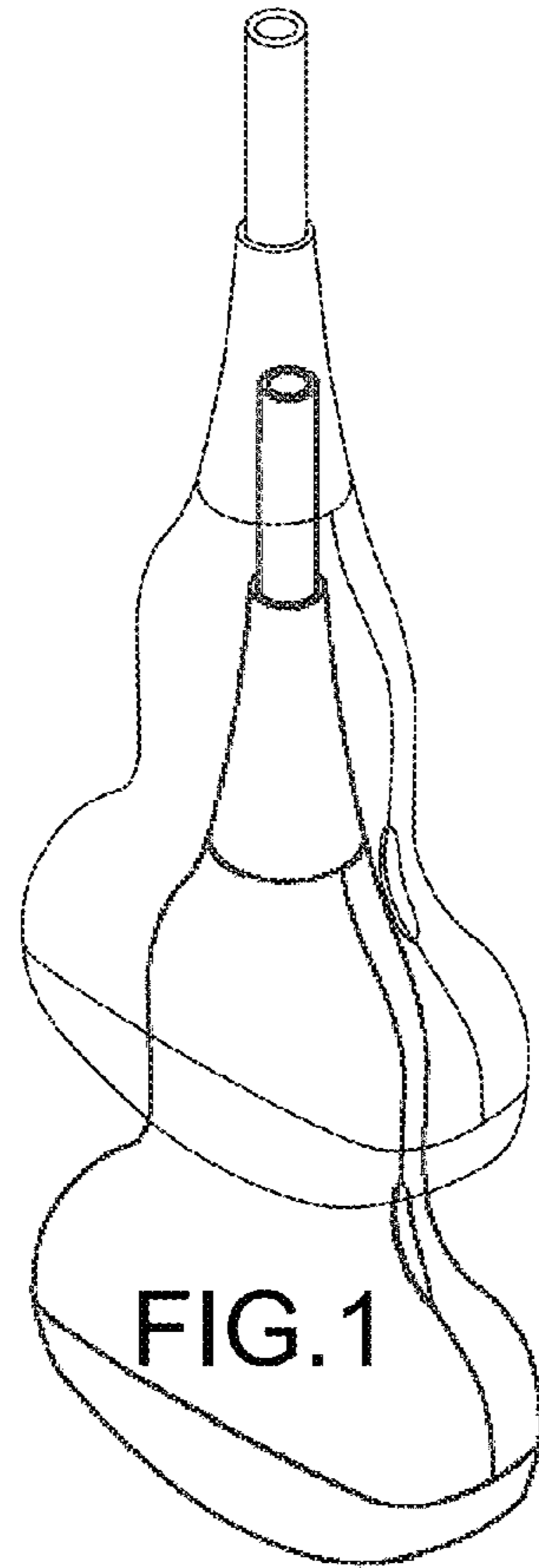


FIG. 1

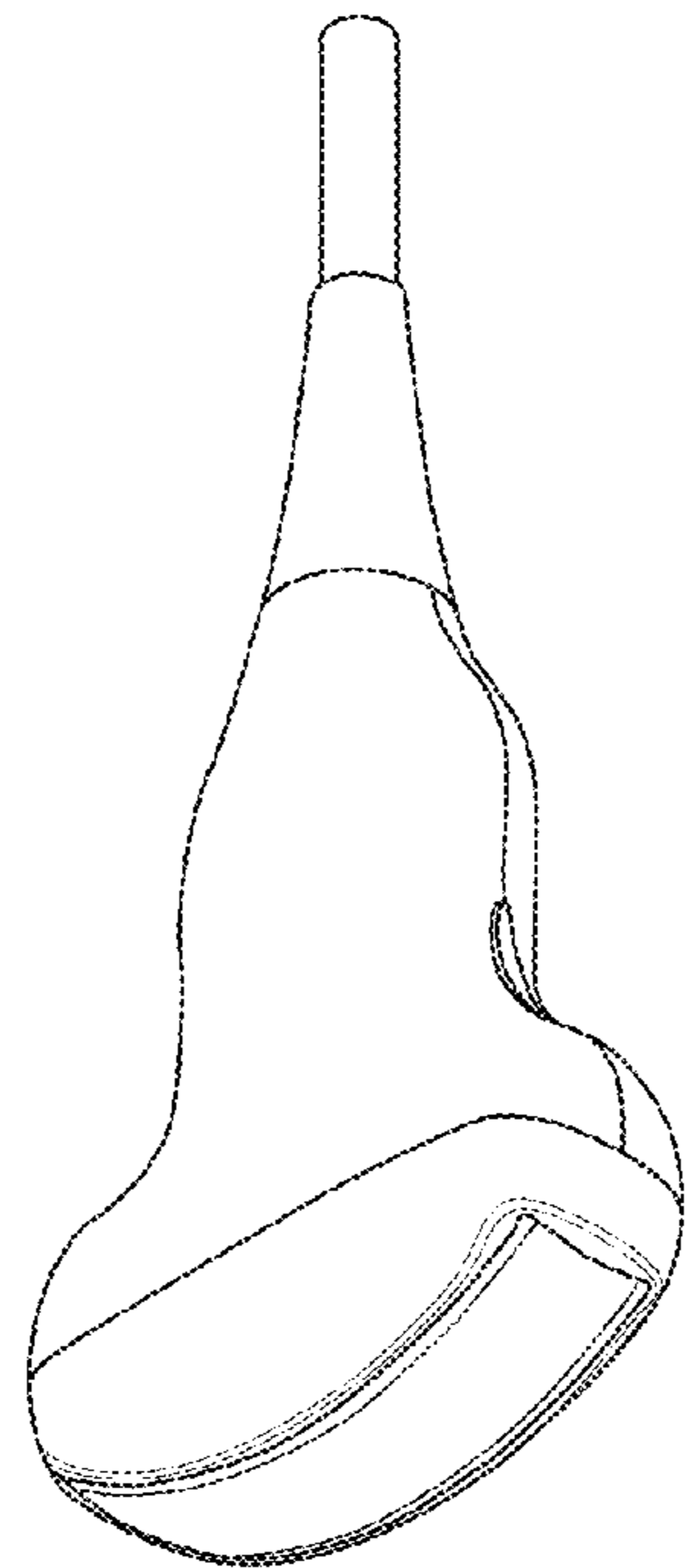


FIG. 2

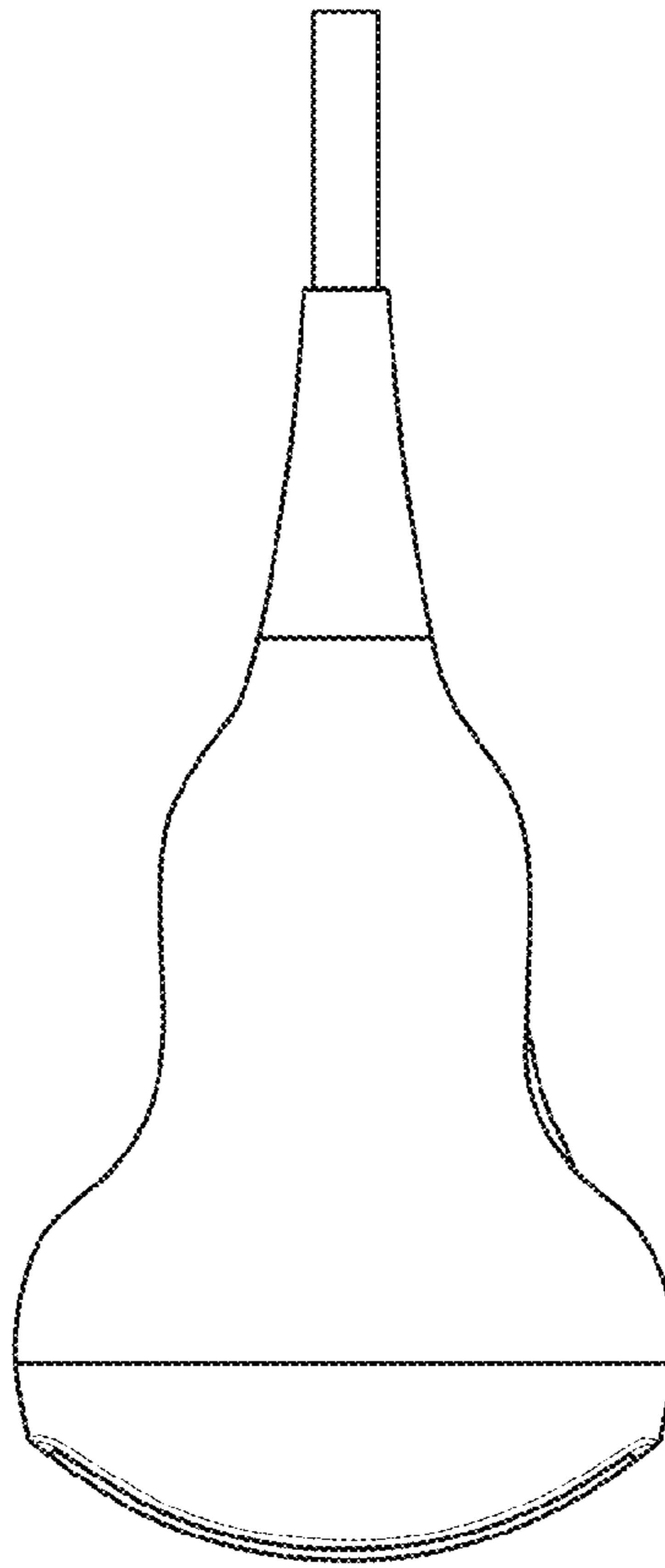


FIG.3

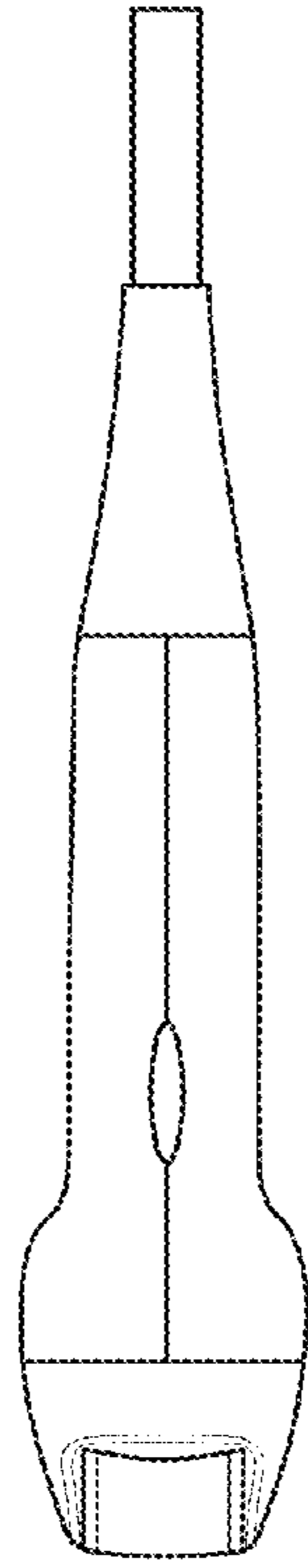


FIG.5

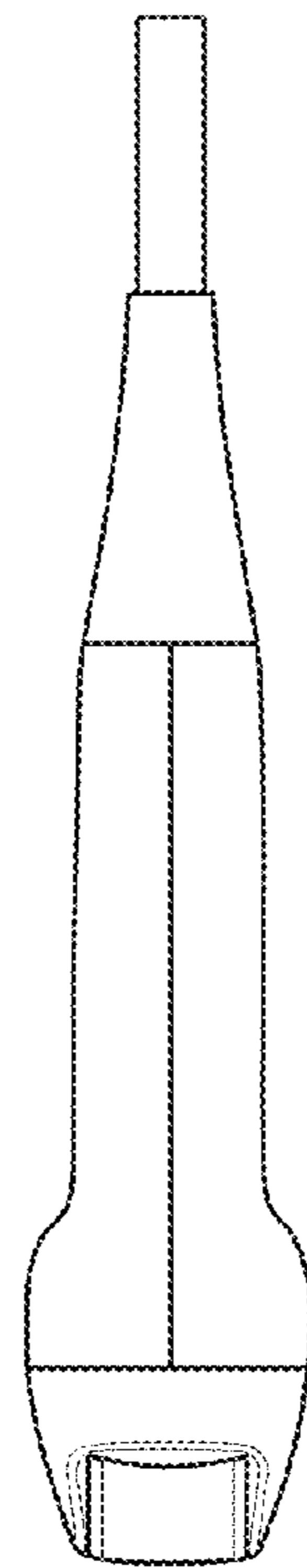


FIG.4

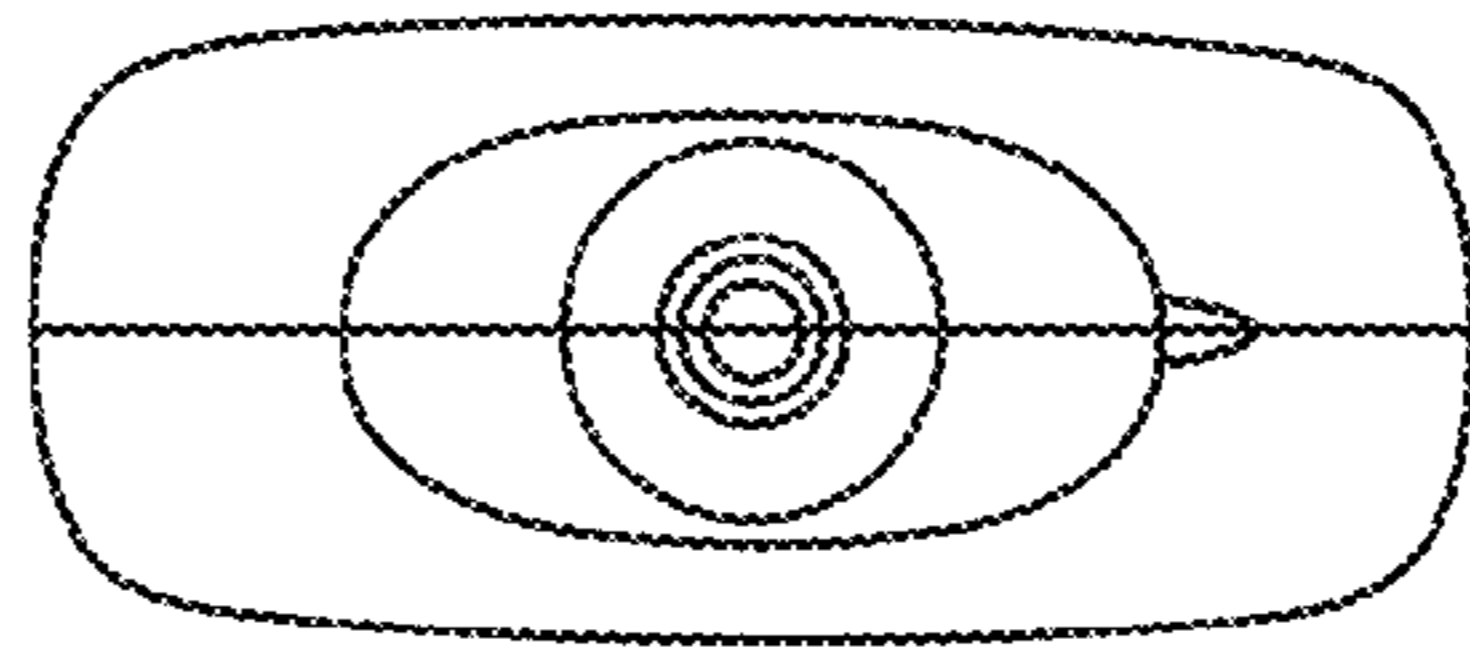


FIG. 6

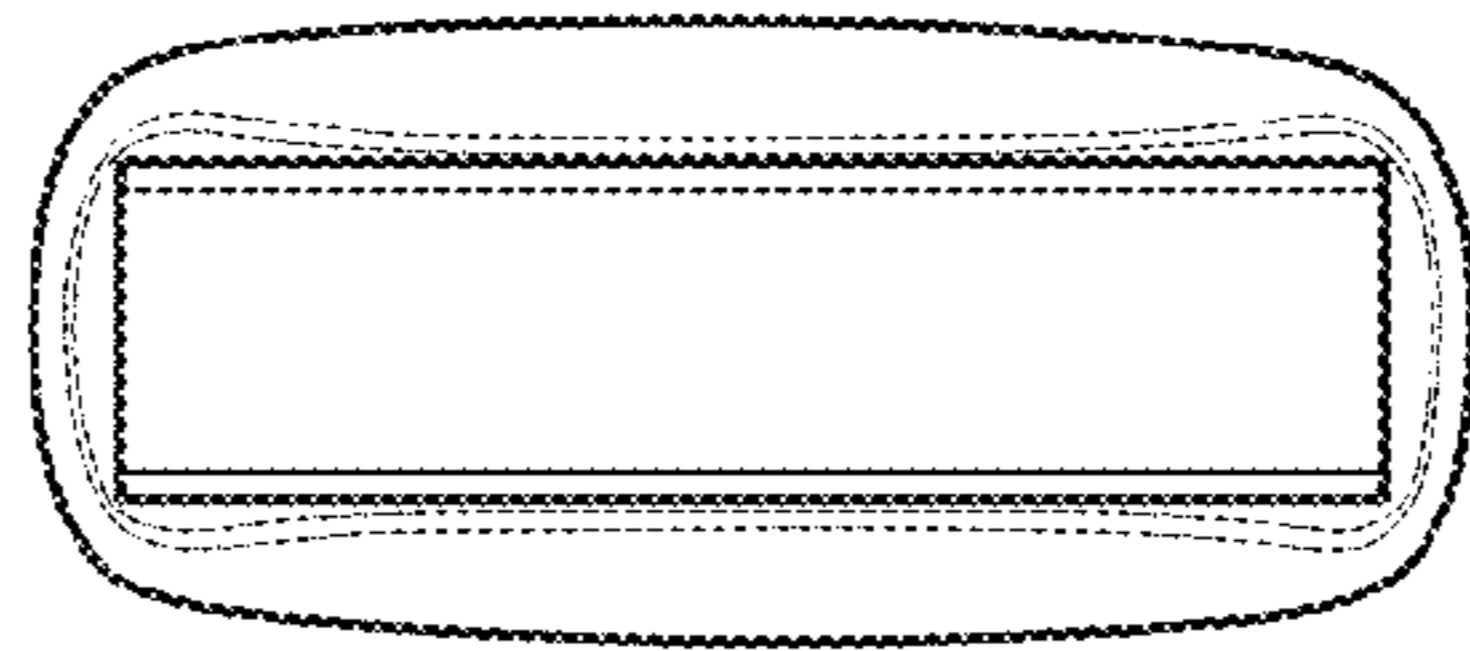


FIG. 7

UNITED STATES PATENT AND TRADEMARK OFFICE  
**CERTIFICATE OF CORRECTION**

PATENT NO. : D703,330 S  
APPLICATION NO. : 29/464656  
DATED : April 22, 2014  
INVENTOR(S) : Isao Saeki

Page 1 of 3

It is certified that error appears in the above-identified patent and that said Letters Patent is hereby corrected as shown below:

Delete title page and substitute the attached title page therefor.

In the Drawings

Delete sheet 1 of 4 and substitute the attached sheet 1 of 4 therefor.

Signed and Sealed this  
Fourth Day of November, 2014



Michelle K. Lee  
*Deputy Director of the United States Patent and Trademark Office*

(12) **United States Design Patent**  
**Saeki**

(10) **Patent No.:** **US D703,330 S**  
(45) **Date of Patent:** **\*\* Apr. 22, 2014**

(54) **ULTRASONIC PROBE**  
(71) Applicant: **Nihon Dempa Kogyo Co., Ltd., Tokyo (JP)**  
(72) Inventor: **Isao Saeki, Saitama (JP)**  
(73) Assignee: **Nihon Dempa Kogyo Co., Ltd., Tokyo (JP)**

D544,606 S 6/2007 Hasegawa et al.  
D546,460 S 7/2007 Hasegawa  
D555,252 S \* 11/2007 Kitayama et al. D24/186  
D598,108 S 8/2009 Hasegawa  
D622,401 S \* 8/2010 Suzuki D24/187  
D681,820 S \* 5/2013 Shinohara et al. D24/186  
D681,823 S \* 5/2013 Shinohara et al. D24/186  
D681,827 S \* 5/2013 Shinohara et al. D24/186  
D685,100 S \* 6/2013 Shinohara et al. D24/186

(\*\*) Term: **14 Years**  
(21) Appl. No.: **29/464,656**  
(22) Filed: **Aug. 20, 2013**  
(51) **LOC (10) Cl.** ..... **24-01**  
(52) **U.S. Cl.**  
USPC ..... **D24/187**  
(58) **Field of Classification Search**  
USPC ..... D24/138, 141, 158, 164, 165, 167, 170,  
D24/186-187, 133, 144; D10/57, 60, 78,  
D10/80; 600/407, 461, 446, 439; 378/98.7,  
378/98.8, 189  
See application file for complete search history.

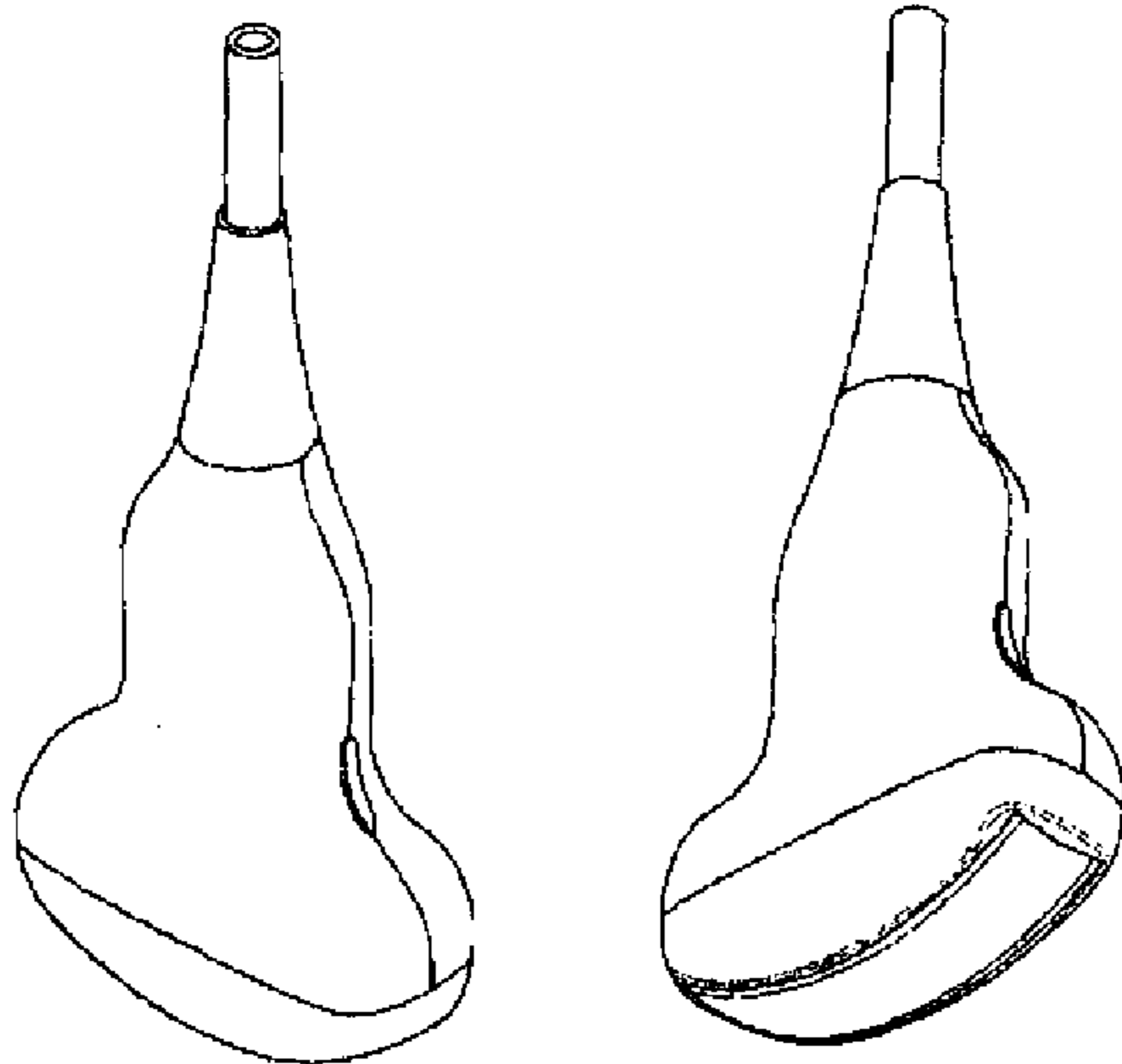
\* cited by examiner  
*Primary Examiner* — T. Chase Nelson  
*Assistant Examiner* — Mark Cavanna  
(74) *Attorney, Agent, or Firm* — Edwards Wildman Palmer LLP; Scott D. Wofsy

(56) **References Cited**  
**U.S. PATENT DOCUMENTS**  
D316,376 S \* 4/1991 Dubut ..... D10/60  
D319,793 S \* 9/1991 Dubut ..... D10/60  
D328,495 S \* 8/1992 Ungari ..... D24/187  
D389,918 S \* 1/1998 Ninomiya et al. .... D24/186  
D467,002 S \* 12/2002 Felix et al. .... D24/187  
6,709,392 B1 \* 3/2004 Salgo et al. .... 600/439

(57) **CLAIM**  
The ornamental design for an ultrasonic probe, as shown and described.

**DESCRIPTION**  
FIG. 1 is a perspective view of the ultrasonic probe as viewed from above;  
FIG. 2 is a perspective view of the ultrasonic probe as viewed from below;  
FIG. 3 is a front elevation view of the ultrasonic probe;  
FIG. 4 is a left side elevation view of the ultrasonic probe;  
FIG. 5 is a right side elevation view of the ultrasonic probe;  
FIG. 6 is a top plan view of the ultrasonic probe; and,  
FIG. 7 is a bottom plan view of the ultrasonic probe.

**1 Claim, 4 Drawing Sheets**



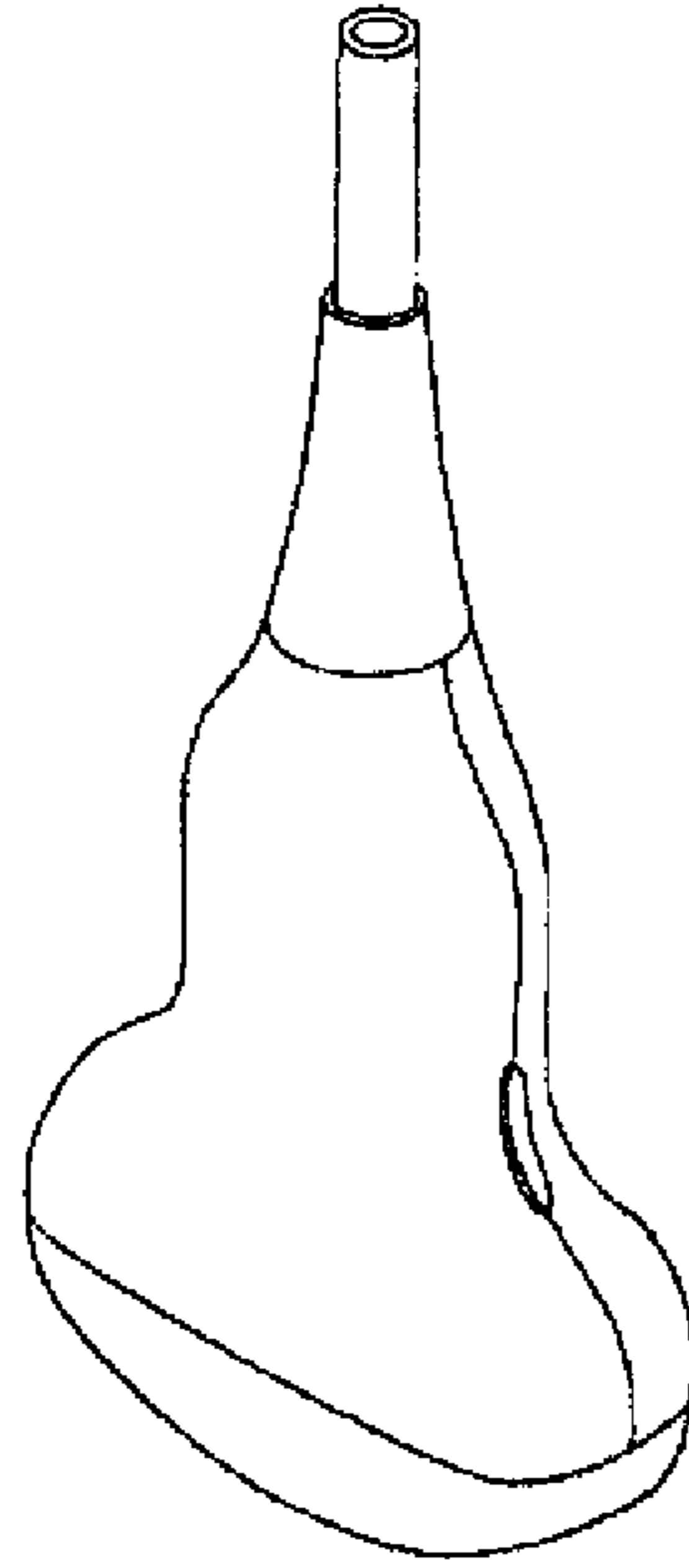


FIG. 1

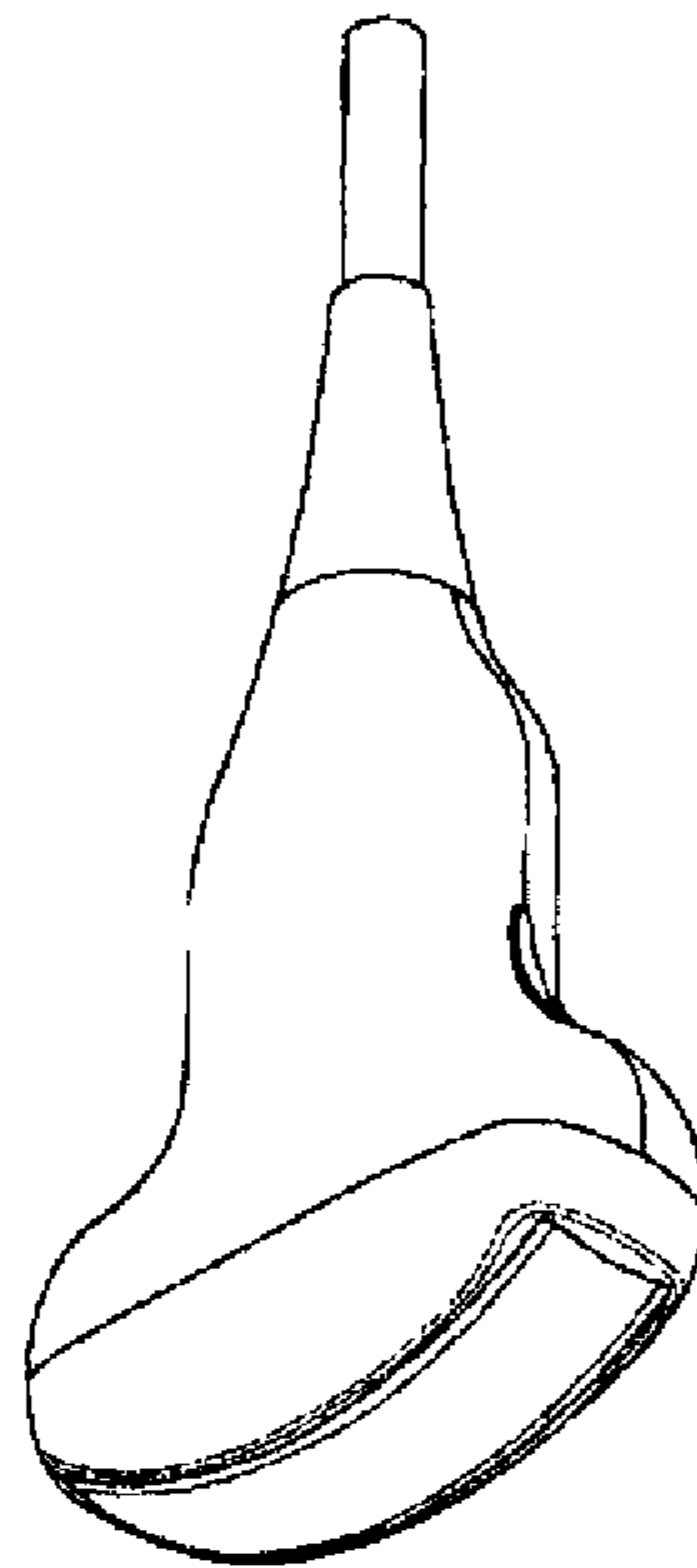


FIG. 2