



US00D703319S

(12) **United States Design Patent**
Ziegner

(10) **Patent No.:** **US D703,319 S**

(45) **Date of Patent:** **** Apr. 22, 2014**

(54) **RING PESSARY**

(75) Inventor: **Andreas Ziegner**, Leipzig (DE)

(73) Assignee: **VivoSensMedical GmbH** (DE)

(**) Term: **14 Years**

(21) Appl. No.: **29/431,437**

(22) Filed: **Sep. 7, 2012**

(51) **LOC (10) Cl.** **24-02**

(52) **U.S. Cl.**
USPC **D24/141**

(58) **Field of Classification Search**
USPC D24/141, 105, 107, 133, 135, 143,
D24/194-195; D21/408; 128/830, 833, 834,
128/884; 424/432-433

See application file for complete search history.

(56) **References Cited**

U.S. PATENT DOCUMENTS

70,616	A *	11/1867	Rhees	128/834
4,292,965	A *	10/1981	Nash et al.	128/833
4,629,449	A *	12/1986	Wong	424/433
6,158,435	A *	12/2000	Dorsey	128/830
7,005,138	B2 *	2/2006	Mahashabde et al.	424/432

7,036,511	B2 *	5/2006	Nissenkorn	128/834
7,263,999	B2 *	9/2007	Kaseki et al.	128/830
2013/0237771	A1 *	9/2013	Runkewitz et al.	128/834

OTHER PUBLICATIONS

Vaginal ring pessary without support and with knob 050018K-050023K Medgyn Products. Medical Expo. [Retrieved on Nov. 20, 2013]. Retrieved from the Internet: <www.http://www.medicalexpo.com/prod/medgyn-products/vaginal-ring-pessaries-without-support-knob-69237-437...>.*

* cited by examiner

Primary Examiner — Wan Laymon

(74) *Attorney, Agent, or Firm* — J.A. Lindeman & Co., PLLC

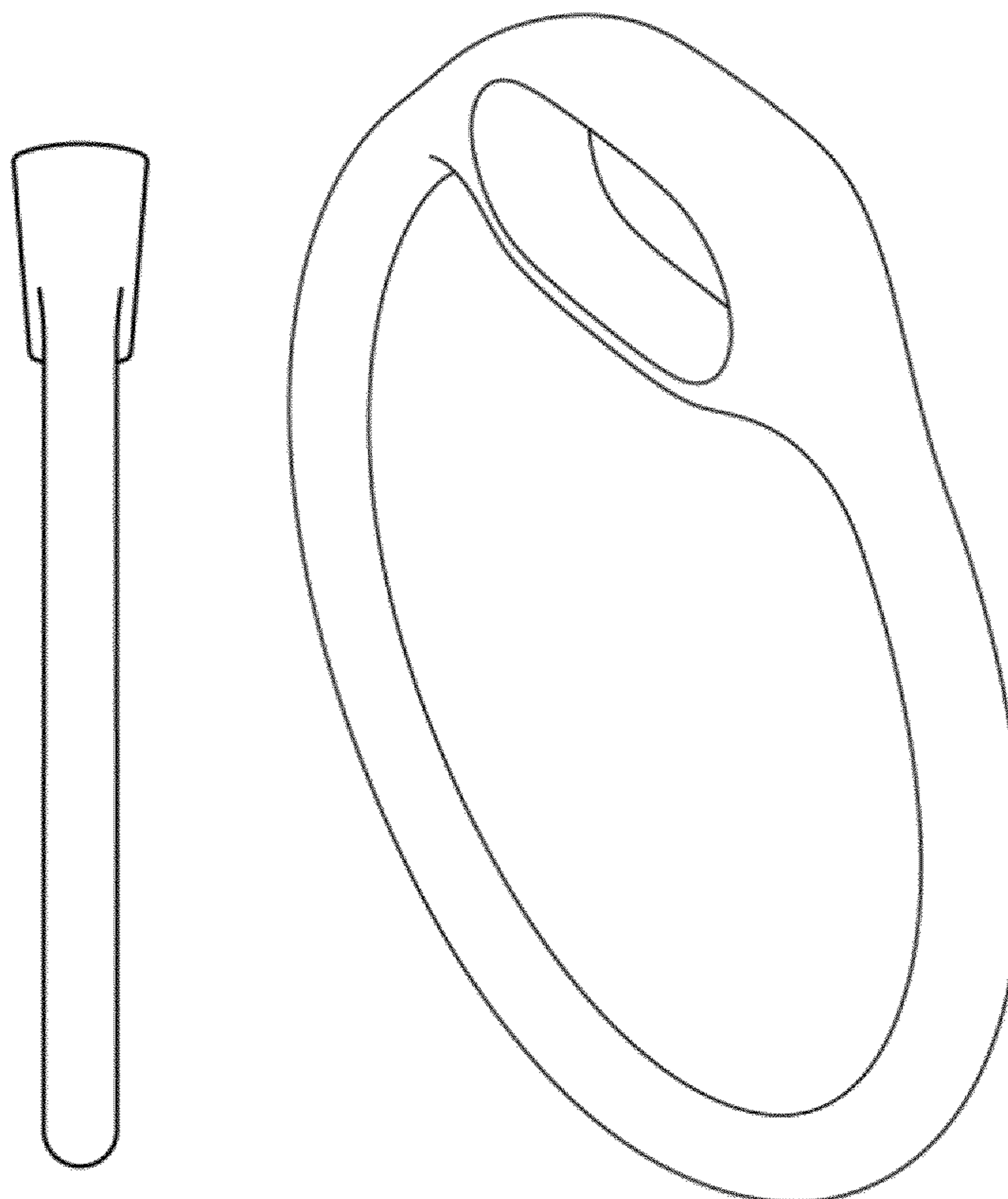
(57) **CLAIM**

The ornamental design for a ring pessary, as shown and described.

DESCRIPTION

FIG. 1 is a front view of a ring pessary showing my new design;
FIG. 2 is a side view of a ring pessary of FIG. 1;
FIG. 3 is a top view of a ring pessary of FIG. 1; and,
FIG. 4 is a front and left side perspective view of a ring pessary of FIG. 1.

1 Claim, 2 Drawing Sheets



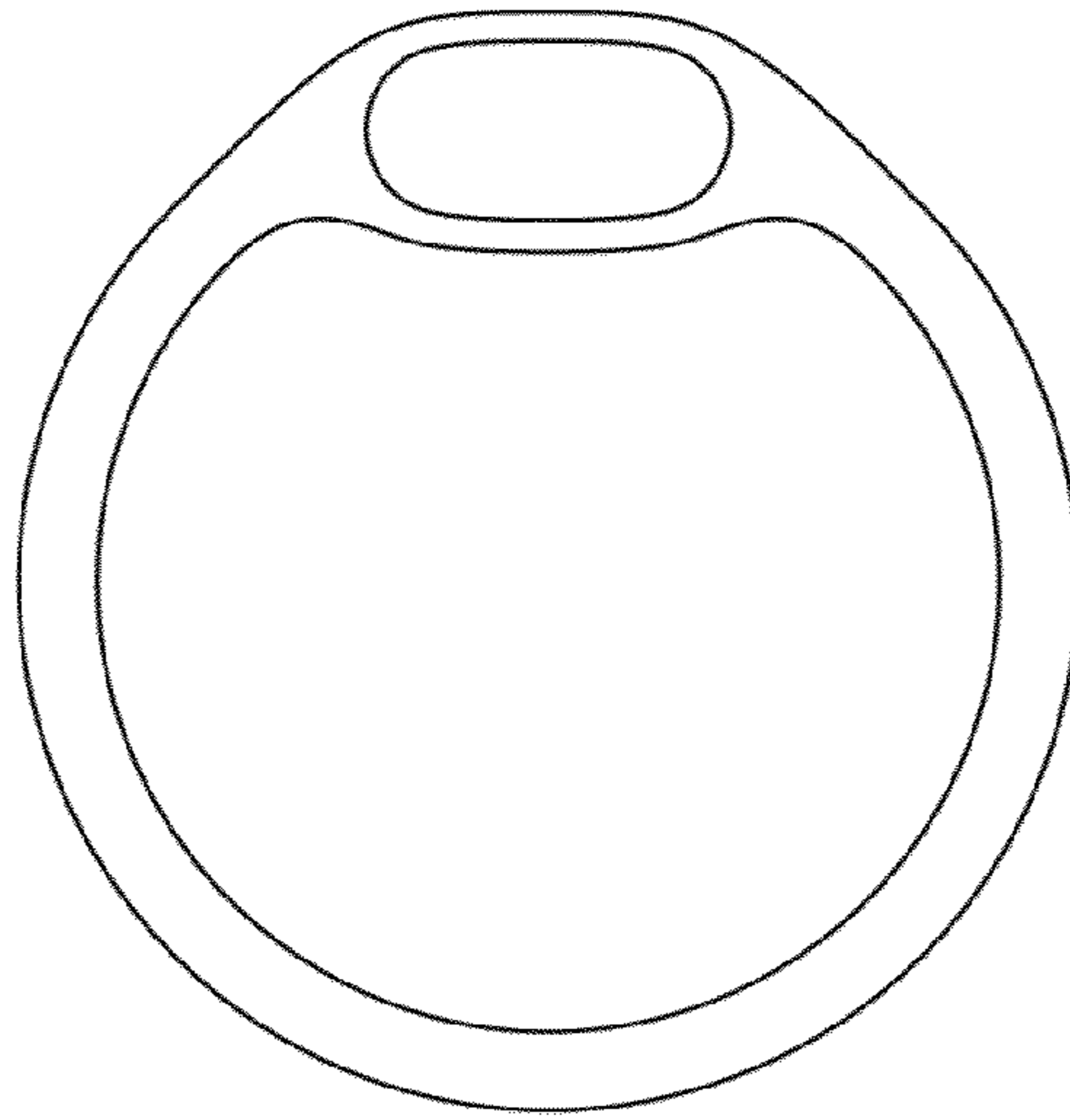


FIGURE 1




FIGURE 2



FIGURE 3

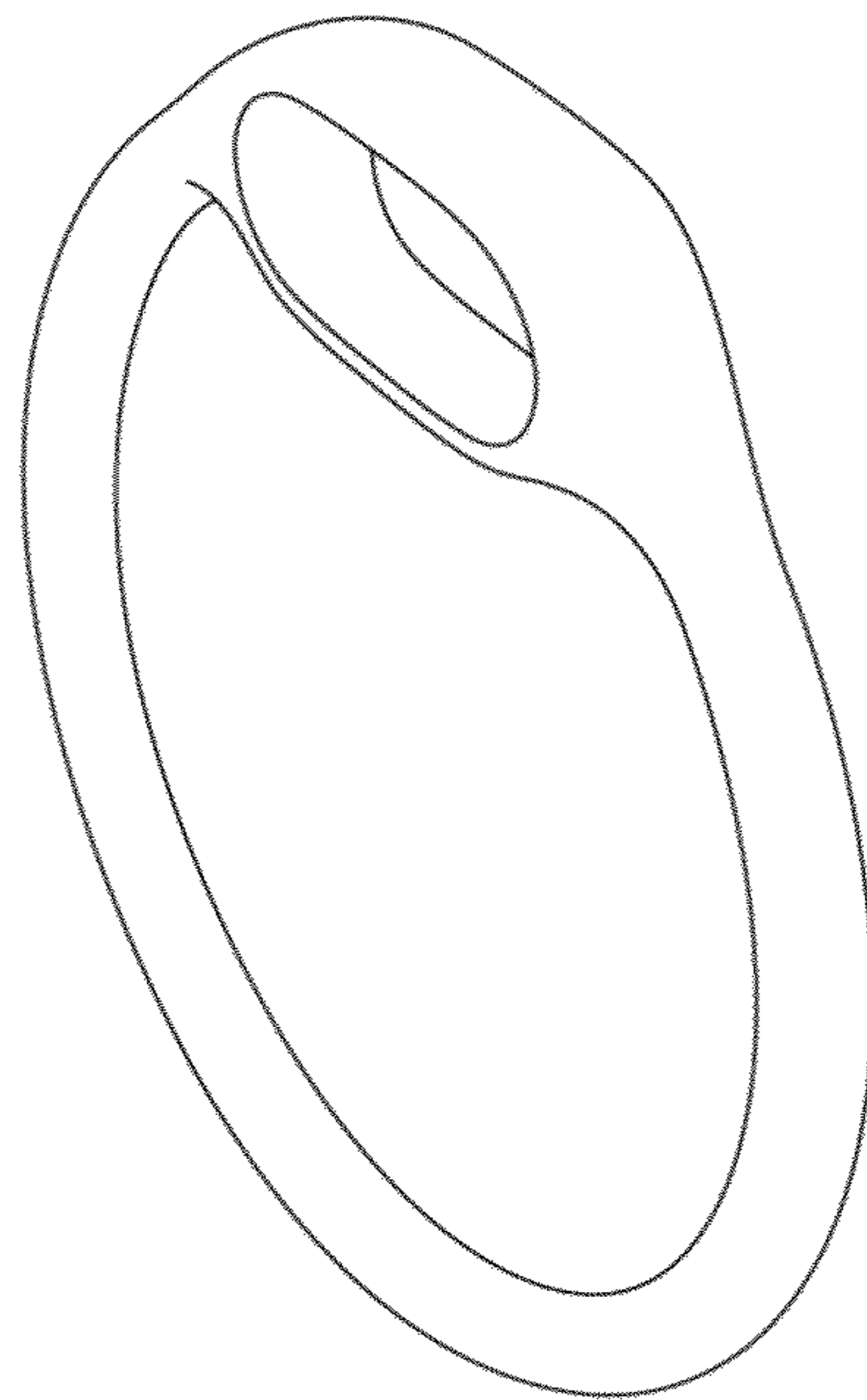


FIGURE 4