



US00D703315S

(12) **United States Design Patent**
Sanders

(10) **Patent No.:** **US D703,315 S**

(45) **Date of Patent:** **** Apr. 22, 2014**

(54) **MEDICAL INJECTOR**

(71) Applicant: **David Sanders**, Warwick (GB)

(72) Inventor: **David Sanders**, Warwick (GB)

(73) Assignee: **Sanofi-Aventis Deutschland GmbH**,
Frankfurt (DE)

(**) Term: **14 Years**

(21) Appl. No.: **29/455,559**

(22) Filed: **May 22, 2013**

Related U.S. Application Data

(62) Division of application No. 29/365,403, filed on Jul. 8, 2010, now Pat. No. Des. 685,464.

(30) **Foreign Application Priority Data**

Jan. 11, 2010 (EM) 001188411

(51) **LOC (10) Cl.** **24-02**

(52) **U.S. Cl.**
USPC **D24/113**

(58) **Field of Classification Search**

USPC D24/112-114, 133, 186, 104, 130, 127;
606/181, 185; 604/232, 187, 158,
604/164.08, 192, 263, 163, 181, 184, 198,
604/227, 207

See application file for complete search history.

(56) **References Cited**

U.S. PATENT DOCUMENTS

2,398,544 A 4/1946 Lockhart
4,637,403 A 1/1987 Garcia et al.

(Continued)

FOREIGN PATENT DOCUMENTS

DE 101-06368 .7 2/2001
JP 1 178 092 6/2003

(Continued)

OTHER PUBLICATIONS

Yorkshire Diabetes for Patients, Optiset Pen, available at http://www.yorkshirediabetes.com/downloads/UK_Lantus_Optiset_PIL.pdf.

(Continued)

Primary Examiner — David Muller

(74) *Attorney, Agent, or Firm* — Finnegan, Henderson, Farabow, Garrett & Dunner, L.L.P.

(57) **CLAIM**

The ornamental design for a medical injector, as shown and described.

DESCRIPTION

The file of this patent contains at least one photograph executed in color. Copies of this patent with color photographs will be provided by the Office upon request and payment of the necessary fee.

FIG. 1 is a front elevation view of a first embodiment of a medical injector showing my new design;

FIG. 2 is a right side view thereof;

FIG. 3 is a rear view thereof;

FIG. 4 is a left side view thereof;

FIG. 5 is a perspective view thereof;

FIG. 6 is a top plan view thereof;

FIG. 7 is a bottom view thereof;

FIG. 8 is a front elevation view of the second embodiment of a medical injector showing my new design;

FIG. 9 is a right side view thereof;

FIG. 10 is a rear view thereof;

FIG. 11 is a left side view thereof;

FIG. 12 is a perspective view thereof;

FIG. 13 is a top plan view thereof;

FIG. 14 is a bottom view thereof;

FIG. 15 is a front elevation view of the third embodiment of a medical injector showing my new design;

FIG. 16 is a right side view thereof;

FIG. 17 is a rear view thereof;

FIG. 18 is a left side view thereof;

FIG. 19 is a perspective view thereof;

FIG. 20 is a top plan view thereof; and,

FIG. 21 is a bottom view thereof.

1 Claim, 12 Drawing Sheets
(12 of 12 Drawing Sheet(s) Filed in Color)



(56)

References Cited

U.S. PATENT DOCUMENTS

D289,424 S 4/1987 Huang
 4,936,833 A 6/1990 Sams
 5,104,380 A 4/1992 Holman et al.
 5,226,895 A 7/1993 Harris
 5,279,586 A 1/1994 Balkwill
 5,295,976 A 3/1994 Harris
 5,334,144 A 8/1994 Alchas et al.
 D368,961 S 4/1996 Himbert et al.
 5,599,314 A 2/1997 Neill
 D414,201 S 9/1999 Larson et al.
 6,001,082 A 12/1999 Dair et al.
 6,001,089 A 12/1999 Burroughs et al.
 D426,299 S 6/2000 Bydlon et al.
 D426,572 S 6/2000 Salemme et al.
 6,086,567 A 7/2000 Kirchhofer et al.
 6,110,149 A 8/2000 Klitgaard et al.
 6,193,698 B1 2/2001 Kirchhofer et al.
 D462,760 S 9/2002 Ahlgrim et al.
 6,454,746 B1 9/2002 Bydlon et al.
 D479,599 S * 9/2003 Bainton D24/114
 D479,600 S * 9/2003 Bainton D24/114
 D479,602 S 9/2003 Bainton
 D479,603 S * 9/2003 Tyce D24/114
 D479,747 S 9/2003 Bainton
 D479,748 S 9/2003 Tyce
 6,613,023 B2 9/2003 Kirchhofer et al.
 D482,122 S 11/2003 Cohn et al.
 D482,724 S 11/2003 Nishida
 6,699,224 B2 3/2004 Kirchhofer et al.
 D492,027 S 6/2004 Tyce et al.
 D492,405 S 6/2004 Bainton
 D499,485 S 12/2004 Tyce
 6,827,708 B2 12/2004 Kirchhofer
 D501,253 S 1/2005 Bainton
 D503,477 S 3/2005 Hawley et al.
 D503,797 S 4/2005 Tyce
 D505,490 S 5/2005 Tyce
 D506,005 S 6/2005 Hawley et al.
 6,932,794 B2 8/2005 Giambattista et al.
 D516,719 S 3/2006 Turchi et al.
 D518,175 S 3/2006 Hardin et al.
 7,018,364 B2 3/2006 Giambattista et al.
 D520,636 S 5/2006 Hawley et al.
 7,169,133 B2 1/2007 Broennimann et al.
 D540,465 S 4/2007 Bainton
 D546,447 S 7/2007 White
 D548,835 S 8/2007 Galbraith
 D550,363 S 9/2007 Hannant et al.
 D551,341 S 9/2007 Galbraith
 D553,681 S 10/2007 Cetera
 7,316,670 B2 1/2008 Graf et al.
 D567,938 S * 4/2008 Shinohara D24/114
 D567,939 S 4/2008 Mattigka
 7,377,913 B2 5/2008 Gurtner
 7,396,347 B2 7/2008 Hjertman et al.
 7,407,492 B2 8/2008 Gurtner
 D580,052 S 11/2008 White
 D580,069 S 11/2008 Lee
 D599,009 S 8/2009 Tyee
 D599,010 S 8/2009 Tyee
 D600,794 S 9/2009 Tyee
 D600,795 S 9/2009 Tyee

7,621,891 B2 11/2009 Wyrick
 D610,251 S * 2/2010 Tyce D24/113
 D610,252 S * 2/2010 Tyce D24/113
 D618,789 S * 6/2010 Sanders et al. D24/113
 D619,244 S * 7/2010 Van der Stappen D24/113
 D619,702 S * 7/2010 Galbraith D24/114
 D622,374 S * 8/2010 Julian et al. D24/113
 D624,238 S * 9/2010 Turner D24/133
 D626,216 S * 10/2010 Tyce D24/114
 D627,061 S * 11/2010 Van der Stappen D24/113
 D641,077 S 7/2011 Sanders et al.
 D651,305 S 12/2011 Hawley et al.
 D652,136 S 1/2012 Hawley et al.
 2004/0236284 A1 11/2004 Hoste et al.
 2005/0187523 A1 8/2005 Giambattista et al.
 2005/0222540 A1 10/2005 Kirchhofer et al.
 2005/0251103 A1 11/2005 Steffen et al.
 2006/0229570 A1 10/2006 Lovell et al.
 2007/0106227 A1 5/2007 Burren et al.
 2007/0123829 A1 5/2007 Atterbury et al.
 2007/0129687 A1 6/2007 Marshall et al.
 2007/0167921 A1 7/2007 Burren et al.
 2007/0233015 A1 10/2007 Saiki
 2008/0071226 A1 3/2008 Moser et al.
 2009/0124981 A1 5/2009 Evans

FOREIGN PATENT DOCUMENTS

JP D1197948 2/2004
 JP D1203775 4/2004
 TW D104991 9/1991
 TW 579273 5/1992
 TW D122771 4/1996
 TW D122772 4/1996
 TW D122774 4/1996
 TW D124492 8/1996
 WO WO 2005/102421 A1 11/2005

OTHER PUBLICATIONS

Lantus Optiset, vol. 23, No. 8, Sep. 2004, available at www.doyfarma.com/doyfarma.
 Optiset injector with packaging, as shown in publication "Offarm," title of the article, "Actualidad Profesional Mostrador," shown on p. 52 (of The publication), p. 8 of the reference (upper left-hand corner). Dated Sep. 3, 2004.
 OptiSet information brochure as found on www.diabetesplein.nl (link indicated by arrow on p. 3), untranslated, brochure dated Aug. 24, 2007 (see p. 20).
 Informational brochure on OptiSet injector, dated Oct. 16, 2007 (see p. 9), at the following link: www.insulin.se/insulinse/Insulinpennor/OptiSet/.
 SoloStar disposable pen injector by DCA Design International for Sanofi Aventis GmbH, as shown on www.effectivedesign.org.uk, dated Oct. 22, 2009 (3 pages).
 DCA brochure for SoloStar disposable pen injector for insulin, as found on www.effectivedesign.org.uk, as indicated at arrow on Item "U" above, dated Jun. 2, 2009 (10 pages). Reference to date of product launch (2007) on p. 2, last paragraph.
 Article on www.diabeteshealth.com about FDA approval of Lantus SoloStar disposable insulin pen, with a picture of the product, dated May 4, 2007 (5 pages).

* cited by examiner




FIG. 1




FIG. 2




FIG. 3




FIG. 4



FIG. 5




FIG. 6




FIG. 7




FIG. 8




FIG. 9




FIG. 10




FIG. 11



FIG 12




FIG. 13




FIG. 14




FIG. 15




FIG. 16




FIG. 17




FIG. 18



FIG. 19




FIG. 20




FIG. 21

UNITED STATES PATENT AND TRADEMARK OFFICE
CERTIFICATE OF CORRECTION

PATENT NO. : D703,315 S
APPLICATION NO. : 29/455559
DATED : April 22, 2014
INVENTOR(S) : David Sanders

Page 1 of 1

It is certified that error appears in the above-identified patent and that said Letters Patent is hereby corrected as shown below:

On the Title Page

In the Description

Line 27, "and," should read as --and--.

Signed and Sealed this
Eleventh Day of November, 2014



Michelle K. Lee
Deputy Director of the United States Patent and Trademark Office