



US00D703303S

(12) **United States Design Patent**  
**Ruck**

(10) **Patent No.:** **US D703,303 S**

(45) **Date of Patent:** **\*\* Apr. 22, 2014**

(54) **ELECTRIC FAN**

(71) Applicant: **Ruck Ventilatoren GmbH**, Boxberg (DE)

(72) Inventor: **Gerhard Ruck**, Boxberg (DE)

(73) Assignee: **Ruck Ventilatoren GmbH**, Boxberg (DE)

(\*\*) Term: **14 Years**

(21) Appl. No.: **29/443,420**

(22) Filed: **Jan. 17, 2013**

(30) **Foreign Application Priority Data**

Jul. 17, 2012 (EM) ..... 002075010-0003

(51) **LOC (10) Cl.** ..... **23-04**

(52) **U.S. Cl.**  
USPC ..... **D23/370**

(58) **Field of Classification Search**  
USPC ..... D23/370-385, 411-414, 365, 364;  
415/60, 66, 68, 208.1, 213.1, 214.1;  
310/257; 361/695; 126/299 D, 299 R;  
D26/51, 72, 73; D32/15, 16; 416/189;  
D13/179

See application file for complete search history.

(56) **References Cited**

U.S. PATENT DOCUMENTS

D481,452 S *	10/2003	Luo .....	D23/377
D506,818 S *	6/2005	Lin .....	D23/370
D571,449 S *	6/2008	Lin .....	D23/383
D593,192 S *	5/2009	Spaggiari .....	D23/370
D597,193 S *	7/2009	Reuter .....	D23/382
D609,323 S *	2/2010	Spaggiari .....	D23/370
D672,863 S *	12/2012	Romero Carreras .....	D23/370
D681,184 S *	4/2013	Romero Carreras .....	D23/370

\* cited by examiner

*Primary Examiner* — Susan Bennett Hattan

*Assistant Examiner* — Janice Hallmark

(74) *Attorney, Agent, or Firm* — Leason Ellis LLP.


(57) **CLAIM**

The ornamental design for an electric fan, as shown and described.

**DESCRIPTION**

FIG. 1 is a front, top, right side perspective view of an electric fan, showing my new design;  
FIG. 2 is a front elevation view thereof;  
FIG. 3 is a bottom plan view thereof;  
FIG. 4 is a right side elevation view thereof;  
FIG. 5 is a top plan view thereof;  
FIG. 6 is left side elevation view thereof; and,  
FIG. 7 is a rear elevation view thereof.

**1 Claim, 7 Drawing Sheets**






FIG. 1

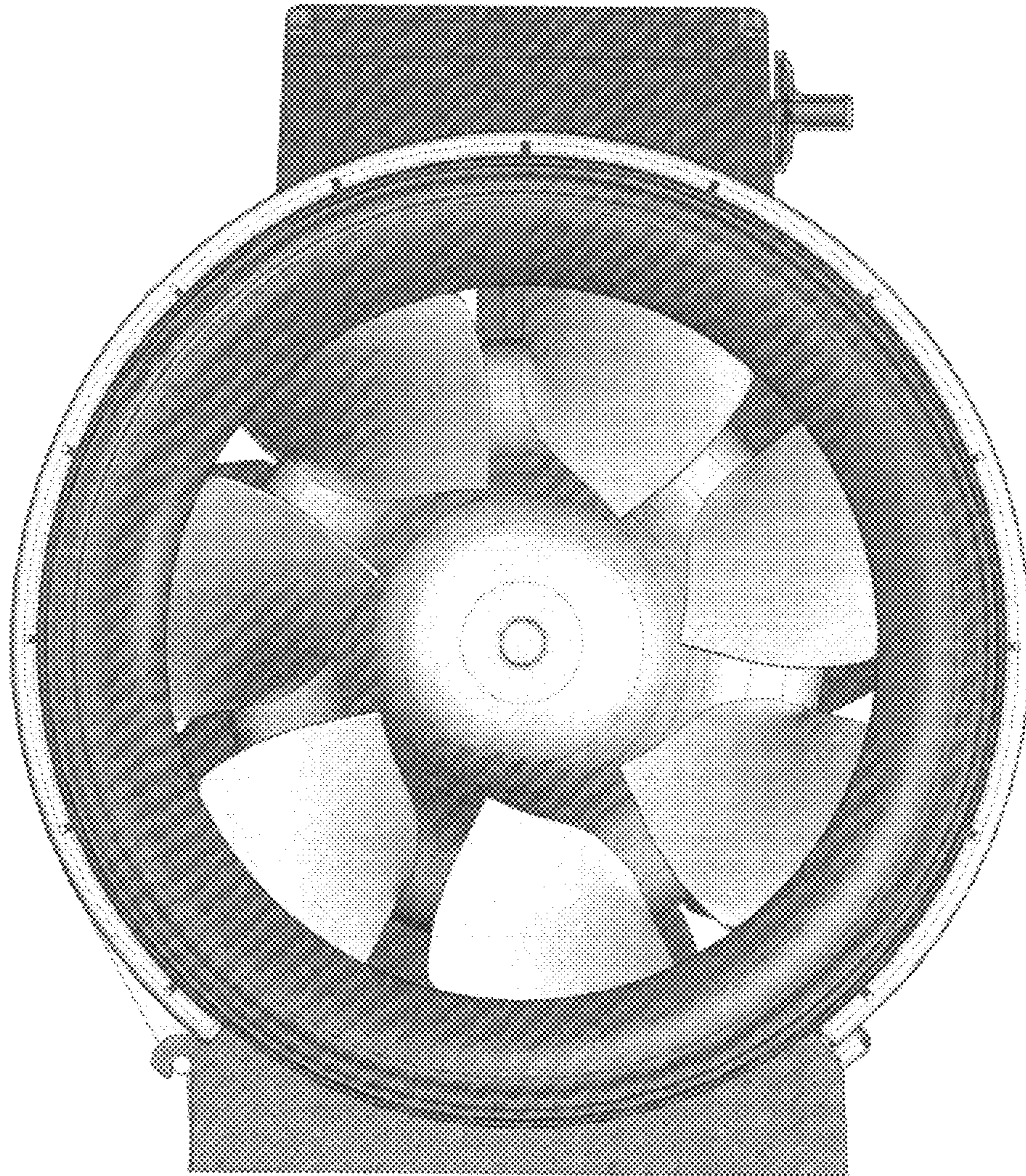


FIG. 2




FIG. 3




FIG. 4




FIG. 5




FIG. 6

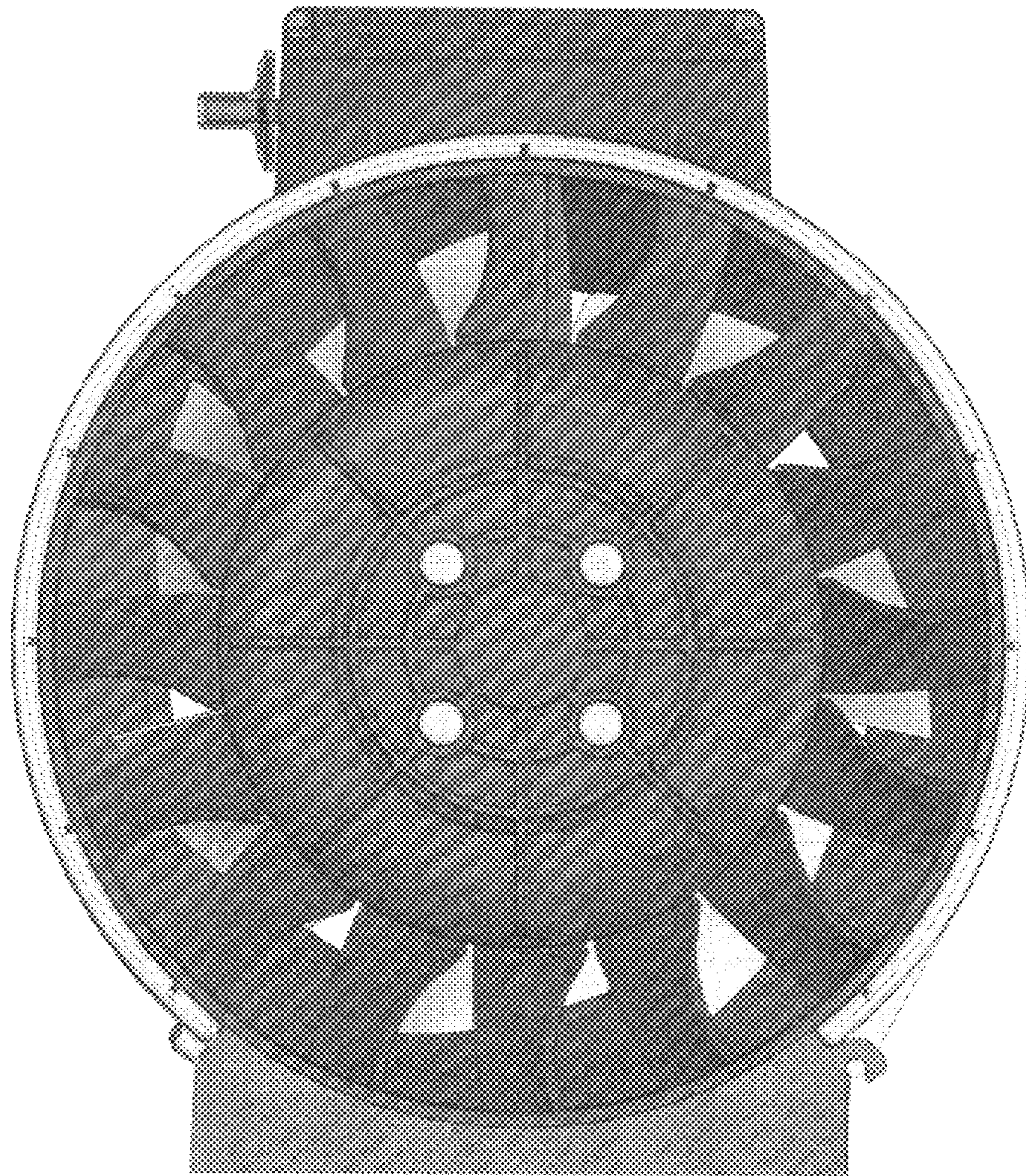


FIG. 7