



US00D703291S

(12) **United States Design Patent**
Vedantam et al.

(10) **Patent No.:** **US D703,291 S**
(45) **Date of Patent:** **** Apr. 22, 2014**

(54) **PLATE**

D411,738 S * 6/1999 Raasch et al. D8/381
D547,640 S * 7/2007 Remmers D8/381
D554,983 S * 11/2007 Jones D8/381

(71) Applicants: **Robert Bosch Tool Corporation**,
Broadview, IL (US); **Robert Bosch GmbH**,
Stuttgart (DE)

* cited by examiner

(72) Inventors: **Kalyan Vedantam**, Peoria, IL (US);
Alfredo Fame, Embu (BR)

Primary Examiner — Robin V Webster

(74) *Attorney, Agent, or Firm* — Maginot, Moore & Beck

(73) Assignee: **Robert Bosch GmbH**, Stuttgart (DE)

(57) **CLAIM**

The ornamental design for a plate, as shown and described.

(**) Term: **14 Years**

DESCRIPTION

(21) Appl. No.: **29/453,328**

FIG. 1 is a perspective view of a plate showing our new design;

(22) Filed: **Apr. 26, 2013**

FIG. 2 is a front elevational view showing the design for the plate of FIG. 1;

(51) **LOC (10) Cl.** **23-01**

FIG. 3 is a rear elevational view showing the design for the plate of FIG. 1;

(52) **U.S. Cl.**

USPC **D23/221**; D8/381

FIG. 4 is a left side elevational view showing the design for the plate of FIG. 1;

(58) **Field of Classification Search**

USPC D23/214, 216, 221; 239/242, 273, 276;
D8/381; 108/152

FIG. 5 is a right side elevational view showing the design for the plate of FIG. 1;

See application file for complete search history.

FIG. 6 is a top plan view showing the design for the plate of FIG. 1; and,

(56) **References Cited**

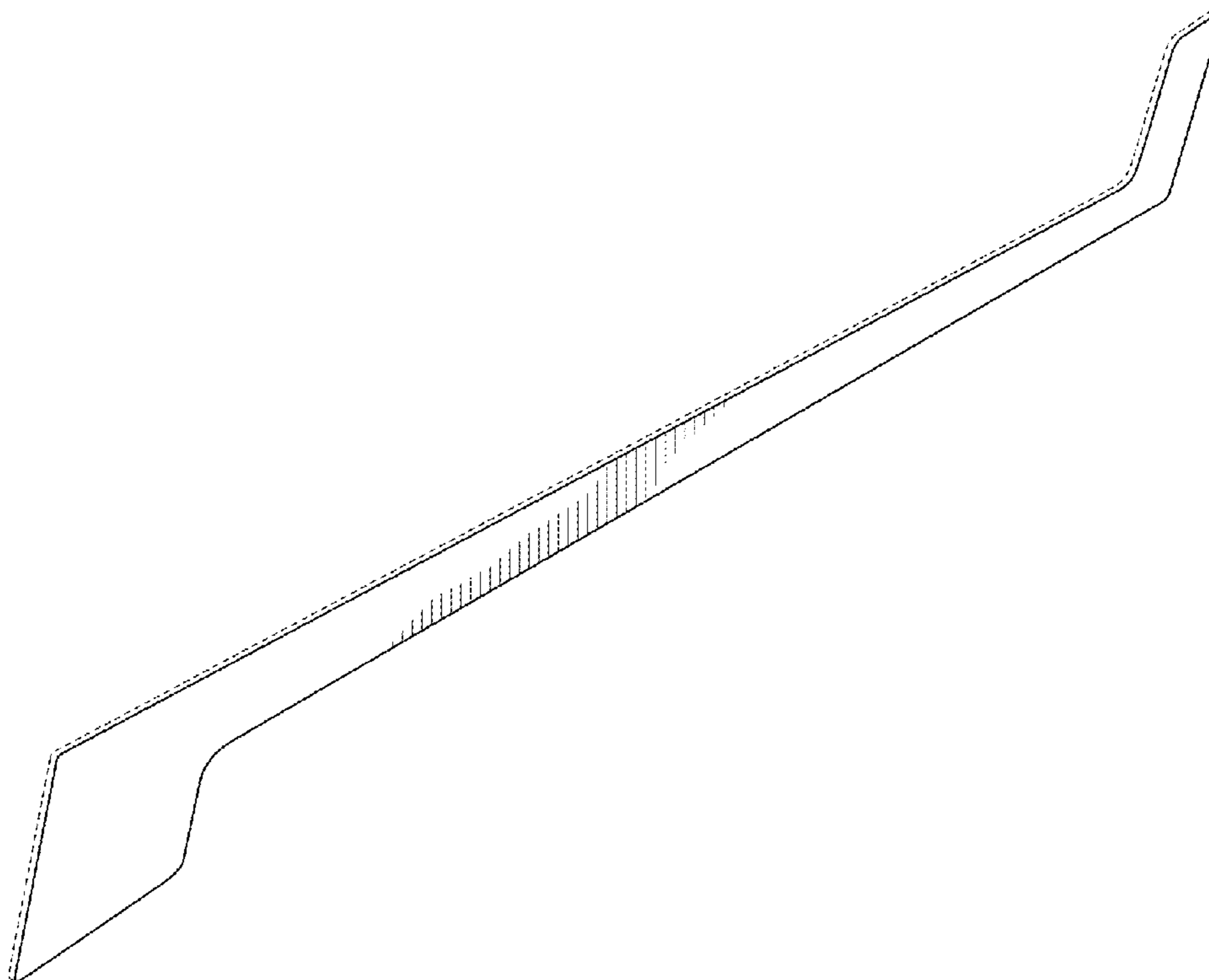
U.S. PATENT DOCUMENTS

D327,839 S * 7/1992 Stumpf et al. D8/381
D336,605 S * 6/1993 Lemmerman et al. D8/381
D361,931 S * 9/1995 Cesler D8/381

FIG. 7 is a bottom plan view showing the design for the plate of FIG. 1.

The broken line showing of portions of the plate in FIGS. 1-7 is included for illustrative purposes only and forms no part of the claimed design.

1 Claim, 6 Drawing Sheets



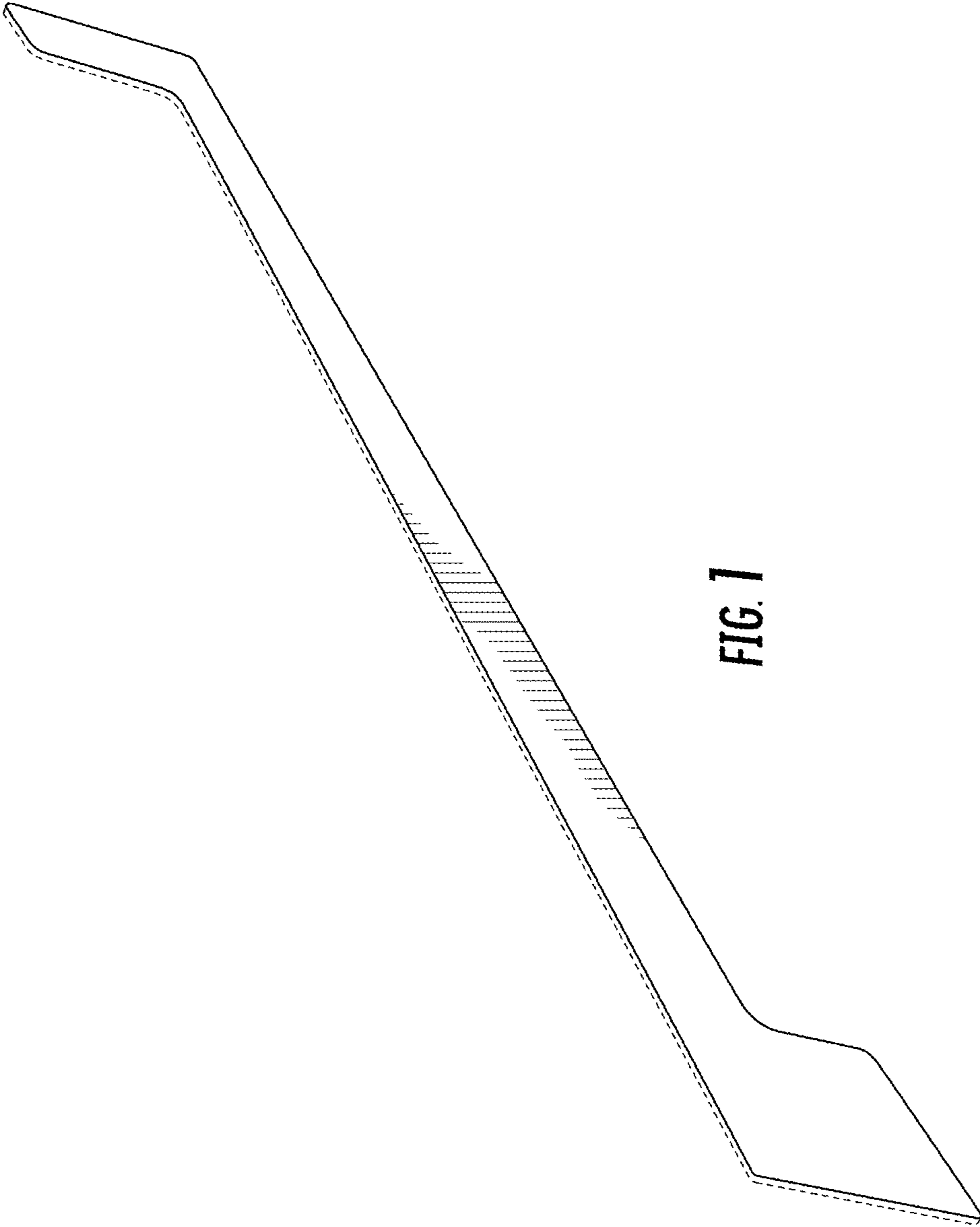


FIG. 1

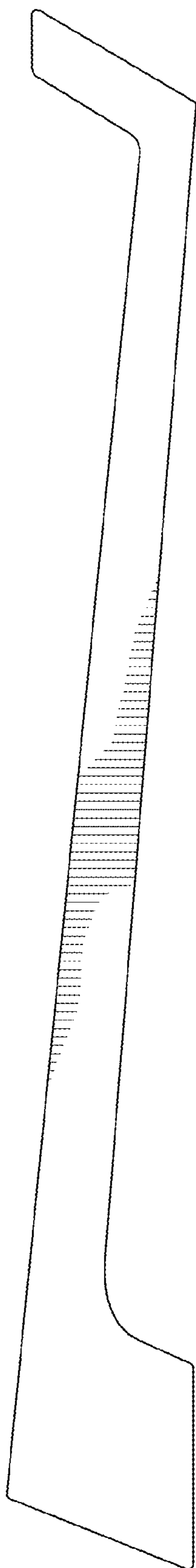


FIG. 2

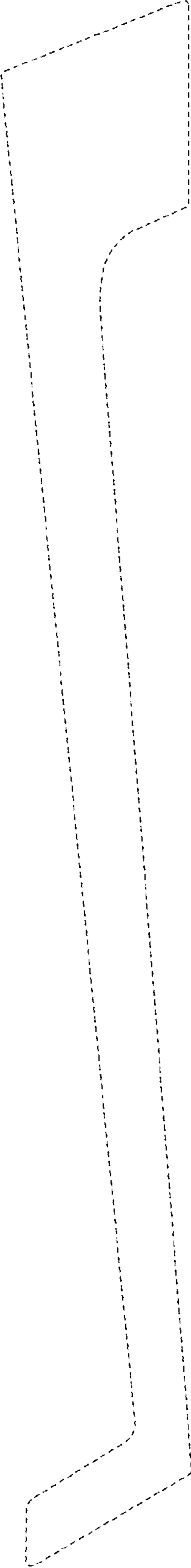


FIG. 3

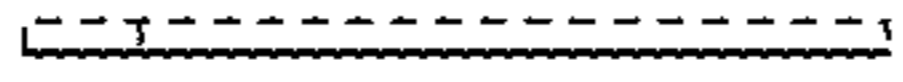


FIG. 5

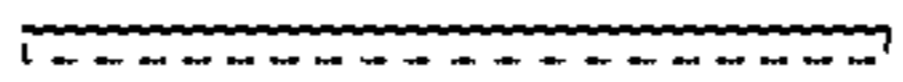


FIG. 4




FIG. 6



FIG. 7