



US00D703269S

(12) **United States Design Patent**
Kermoal et al.

(10) **Patent No.:** **US D703,269 S**
(45) **Date of Patent:** **** Apr. 22, 2014**

(54) **WRITING INSTRUMENT**

- (71) Applicant: **Europe Brands S.à r.l.**, Luxembourg (LU)
- (72) Inventors: **Philippe Kermoal**, Paris (FR); **Romuald Zayana**, Paris (FR)
- (73) Assignee: **Europe Brands S.à r.l.**, Luxembourg (LU)
- (**) Term: **14 Years**
- (21) Appl. No.: **29/470,056**
- (22) Filed: **Oct. 17, 2013**

Related U.S. Application Data

- (62) Division of application No. 29/420,675, filed on May 11, 2012.
- (51) **LOC (10) Cl.** **19-06**
- (52) **U.S. Cl.**
USPC **D19/168; D19/916**
- (58) **Field of Classification Search**
USPC D14/411; D19/35, 36, 41-51, 53-58;
24/11 F, 11 R, 11 P; 402/52, 99-109,
402/192, 195, 196
See application file for complete search history.

(56) **References Cited**

U.S. PATENT DOCUMENTS

D88,821 S 12/1932 Platt et al.
D111,301 S * 9/1938 Fish et al. D19/56

(Continued)

FOREIGN PATENT DOCUMENTS

EM 000268024-0001 2/2005
EM 1244701 11/2010

(Continued)

OTHER PUBLICATIONS

Design of Fountain pen (Ingenuity Black rubber & Metal CT 5th) Page No. 17 of "Tokusengai" published on Nov. 3, 2011 (No. 12) by K.K. Makino Shuppan which JPA Total information center accepted on Nov. 2, 2011. (JPO reference No. HA23007452).

(Continued)

Primary Examiner — Elizabeth Albert

(74) *Attorney, Agent, or Firm* — Marshall, Gerstein & Borun LLP

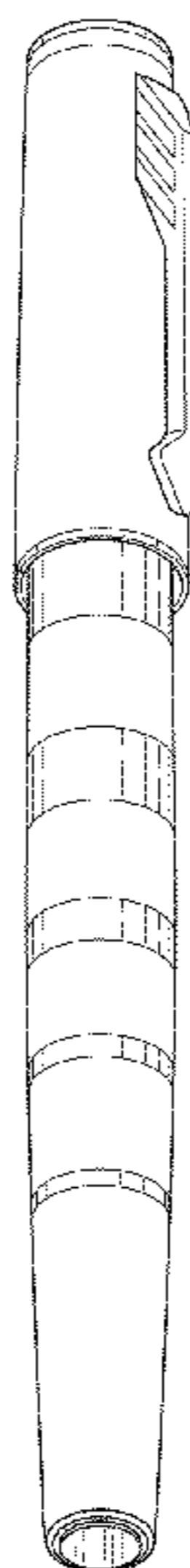
(57) **CLAIM**

The ornamental design for a writing instrument, as shown and described.

DESCRIPTION

FIG. 1 is a perspective view showing a new design for a writing instrument;
 FIG. 2 is a front view of the writing instrument of FIG. 1;
 FIG. 3 is a right side view of the writing instrument of FIG. 1;
 FIG. 4 is a rear view of the writing instrument of FIG. 1;
 FIG. 5 is a left side view of the writing instrument of FIG. 1;
 FIG. 6 is a top plan view of the writing instrument of FIG. 1;
 FIG. 7 is a bottom plan view of the writing instrument of FIG. 1;
 FIG. 8 is a perspective view showing a second embodiment of a new design for a writing instrument;
 FIG. 9 is a front view of the writing instrument of FIG. 8;
 FIG. 10 is a right side view of the writing instrument of FIG. 8;
 FIG. 11 is a rear view of the writing instrument of FIG. 8;
 FIG. 12 is a left side view of the writing instrument of FIG. 8;
 FIG. 13 is a top plan view of the writing instrument of FIG. 8;
 and,
 FIG. 14 is a bottom plan view of the writing instrument of FIG. 8.

1 Claim, 8 Drawing Sheets



(56)

References Cited

U.S. PATENT DOCUMENTS

D155,570 S	10/1949	Ballard	
D155,806 S	11/1949	Kahn	
D186,059 S	9/1959	Kahn	
3,606,556 A	9/1971	Green	
D223,130 S	3/1972	Green	
D227,038 S	* 5/1973	Bajusz	D10/60
D259,792 S	7/1981	Itoh et al.	
D323,529 S	1/1992	Rousseau	
D330,217 S	10/1992	Booker	
D338,491 S	8/1993	Hollington	
D355,439 S	2/1995	Hollington	
D362,269 S	9/1995	Hollington	
D372,048 S	7/1996	Hollington	
D378,763 S	4/1997	Hollington	
D398,934 S	9/1998	Veillon	
D428,917 S	8/2000	Gruosi	
D438,245 S	2/2001	Hollington et al.	
D438,247 S	2/2001	Polidoro	
D438,248 S	2/2001	Hollington et al.	
D438,249 S	2/2001	Hollington et al.	
D477,026 S	7/2003	Stropkay et al.	
D478,350 S	8/2003	Furlong	

D478,626 S	8/2003	Stropkay et al.
D488,507 S	4/2004	Finney et al.
D490,464 S	5/2004	Andrews et al.
D507,303 S	7/2005	Andrews et al.
D521,067 S	5/2006	Andrews et al.
D525,303 S	7/2006	Andrews et al.
D585,937 S	2/2009	Dhesse et al.
D592,247 S	5/2009	Brown
D597,136 S	7/2009	Dhesse et al.
D600,281 S	9/2009	Delancourt
D662,986 S	7/2012	Liu
D671,169 S	11/2012	Kermoal et al.
D682,353 S	5/2013	Kermoal et al.
D682,934 S	5/2013	Kermoal et al.

FOREIGN PATENT DOCUMENTS

EM	001275556-0001	5/2011
GB	2079120	11/1998

OTHER PUBLICATIONS

Office action for Japanese application No. 2012-027618, dated Jul. 30, 2013 (English translation).

* cited by examiner

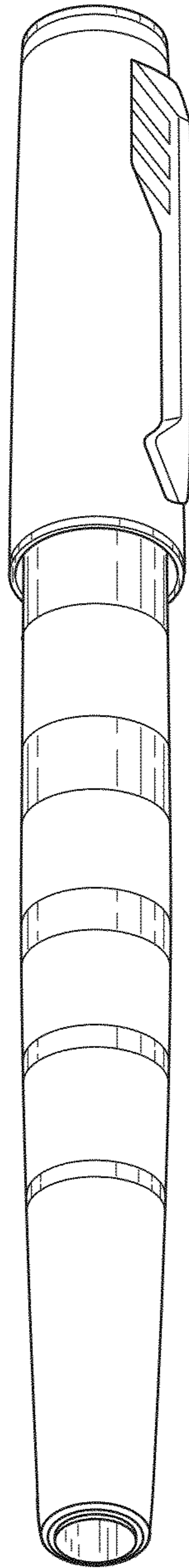


FIG. 1

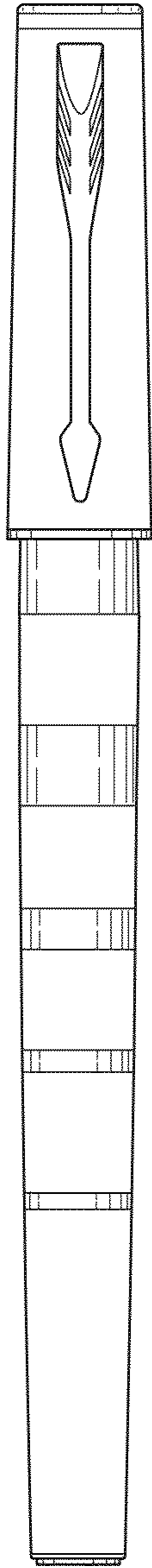


FIG. 2

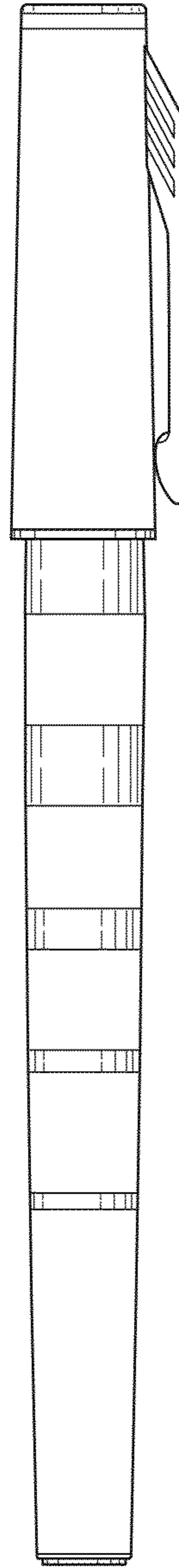


FIG. 3

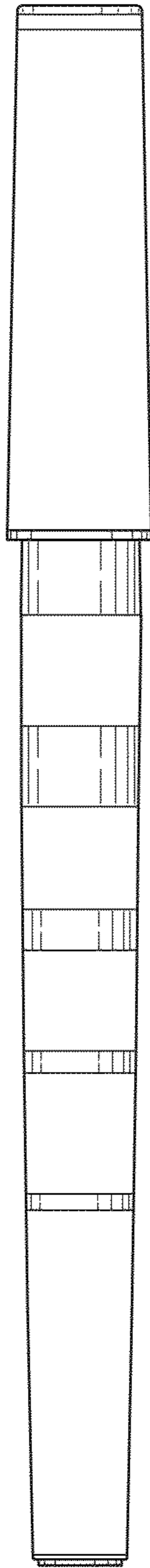


FIG. 4

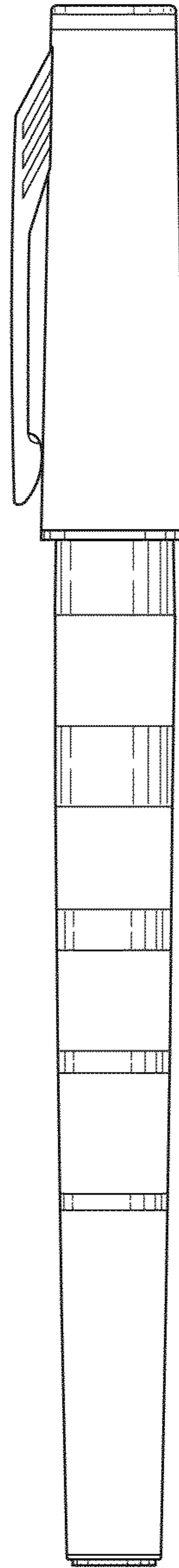


FIG. 5

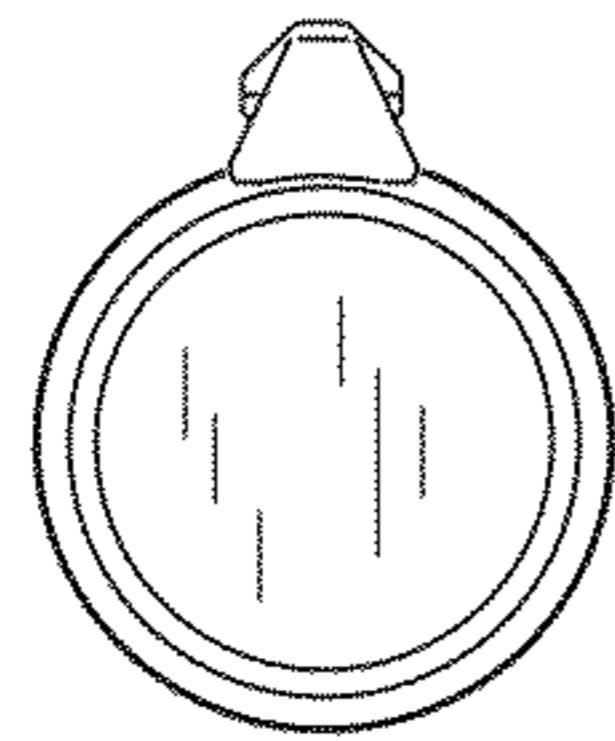


FIG. 6

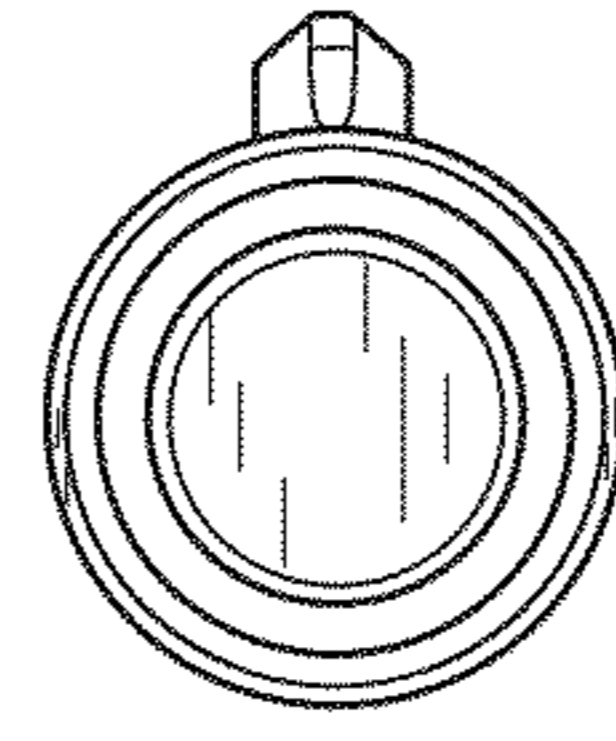


FIG. 7

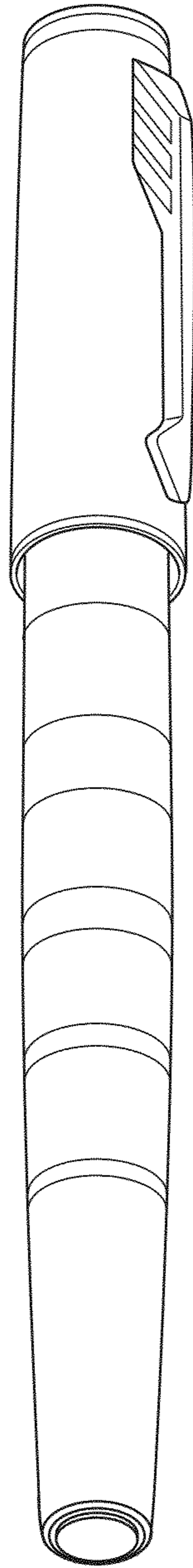


FIG. 8

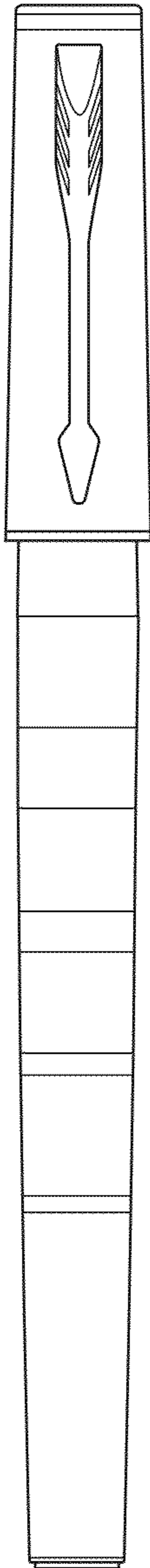


FIG. 9

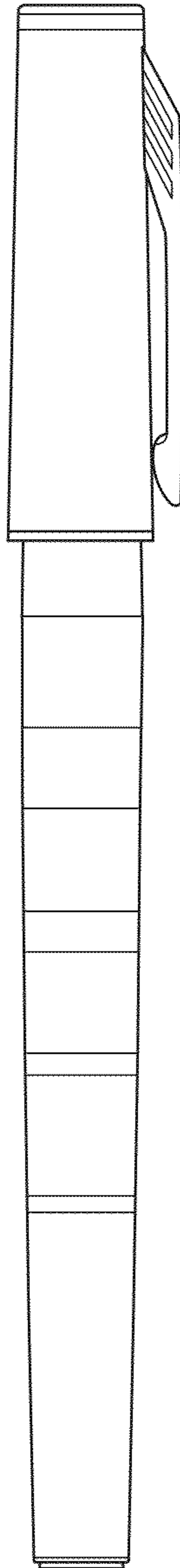


FIG. 10

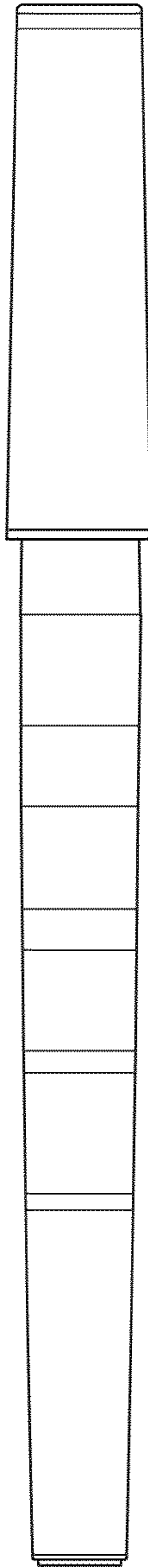


FIG. 11

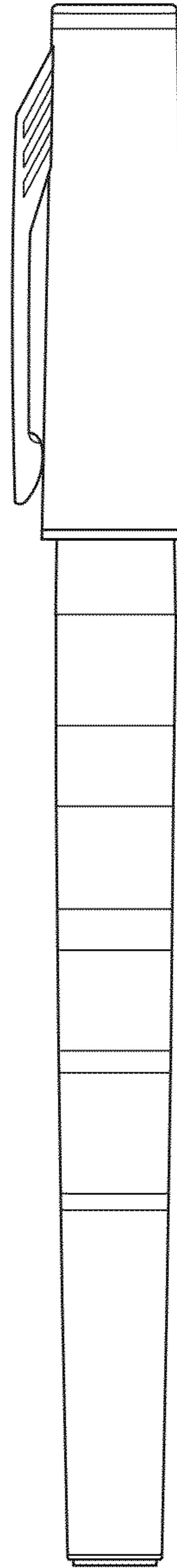


FIG. 12

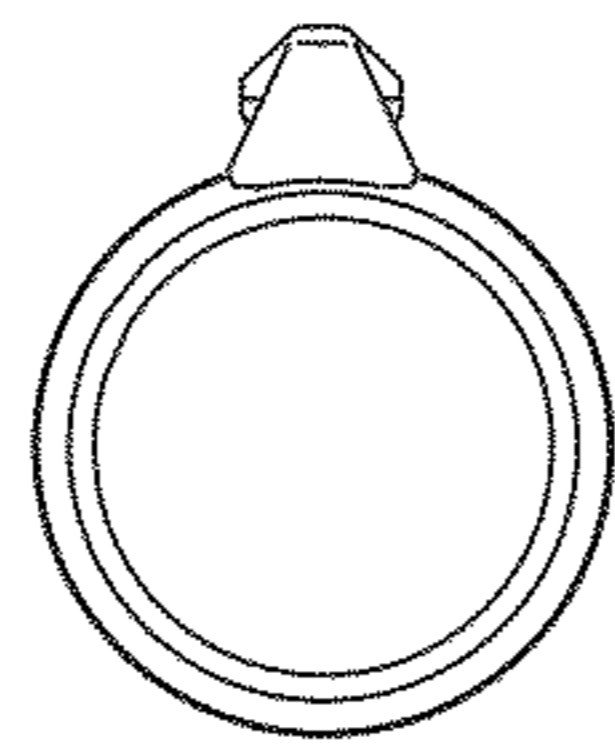


FIG. 13

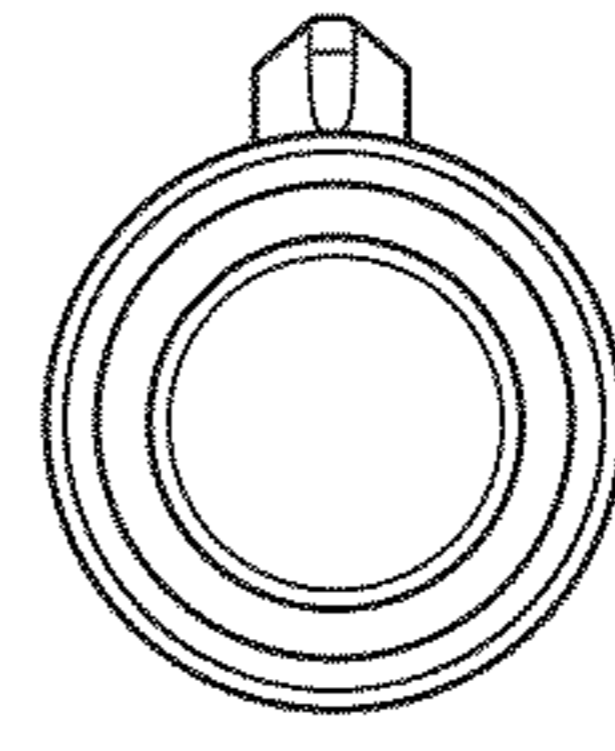


FIG. 14