



US00D703218S

(12) **United States Design Patent**  
**Hirano**

(10) **Patent No.:** **US D703,218 S**

(45) **Date of Patent:** **\*\* Apr. 22, 2014**

(54) **KEYBOARD**

(75) Inventor: **Shinsaku Hirano**, Tokyo (JP)

(73) Assignee: **Sony Corporation**, Tokyo (JP)

(\*\*) Term: **14 Years**

(21) Appl. No.: **29/421,218**

(22) Filed: **Jun. 14, 2012**

(30) **Foreign Application Priority Data**

Dec. 27, 2011 (JP) ..... D2011-030400  
Dec. 27, 2011 (JP) ..... D2011-030401

(51) **LOC (10) Cl.** ..... **14-02**

(52) **U.S. Cl.**  
USPC ..... **D14/455**; D14/456

(58) **Field of Classification Search**  
USPC ..... D14/240, 138, 318, 341, 391-399, 443,  
D14/455, 456; D18/1, 2, 7, 11; 178/17 A,  
178/17 C; 200/5 A, 5 R, 6 A, 6 R; 235/145 A,  
235/145 R; 341/20-23; 345/156, 160, 168,  
345/169, 173; 361/679.08, 679.09,  
361/679.11-679.19; 400/484-489, 492,  
400/472

See application file for complete search history.

(56) **References Cited**

**U.S. PATENT DOCUMENTS**

D311,171 S \* 10/1990 Santer ..... D14/392  
D425,500 S \* 5/2000 Arai et al. .... D14/455

D477,827 S \* 7/2003 Yoneda ..... D14/455  
D514,571 S \* 2/2006 Hawkins et al. .... D14/391  
D518,825 S \* 4/2006 Hawkins et al. .... D14/392  
7,164,088 B1 \* 1/2007 Yurochko et al. .... 200/5 A

**OTHER PUBLICATIONS**

Web page, "TSK-VX7", [http://www.amexdigital.com/news/Press\\_Release-E\\_TSP-VX7.htm](http://www.amexdigital.com/news/Press_Release-E_TSP-VX7.htm), 2 sheets, Amex Digital Corporation, 2007.

\* cited by examiner

*Primary Examiner* — Freda S Nunn

(74) *Attorney, Agent, or Firm* — Rader, Fishman & Grauer PLLC

(57) **CLAIM**

The ornamental design for a keyboard, as shown and described.

**DESCRIPTION**

FIG. 1 is a perspective view of a keyboard showing my new design wherein the power to the keyboard is turned on; and FIG. 2 is a top plan view thereof.

FIG. 3 is a perspective view of another embodiment of a keyboard showing my new design wherein the power to the keyboard is turned on; and, FIG. 4 is a top plan view thereof.

The dot-dash broken lines shown in FIGS. 1-4 that are immediately adjacent to the solid lines and shaded areas represent the bounds of the claimed design, while all other lines are directed to environment and form no part of the claimed design.

**1 Claim, 4 Drawing Sheets**

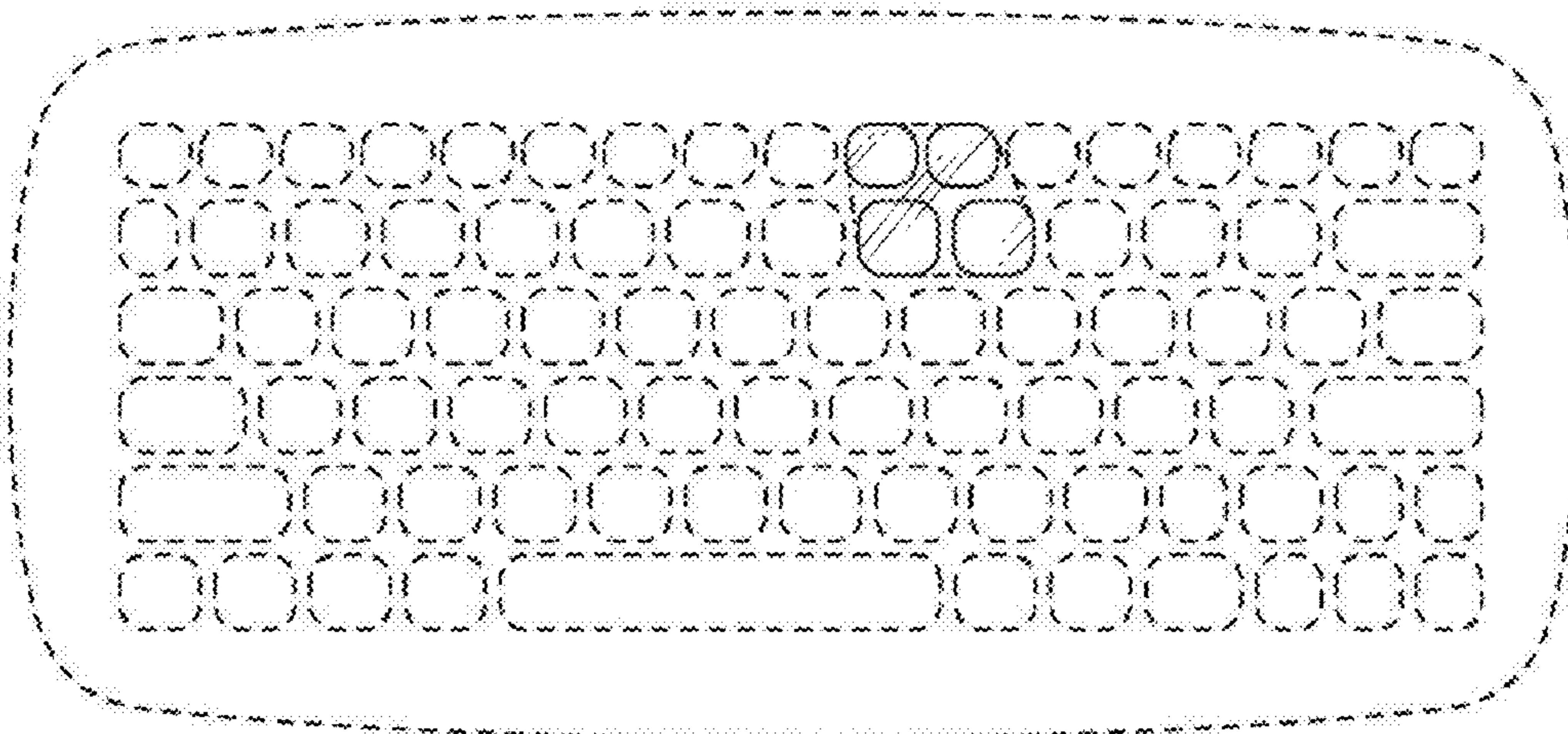


FIG. 1

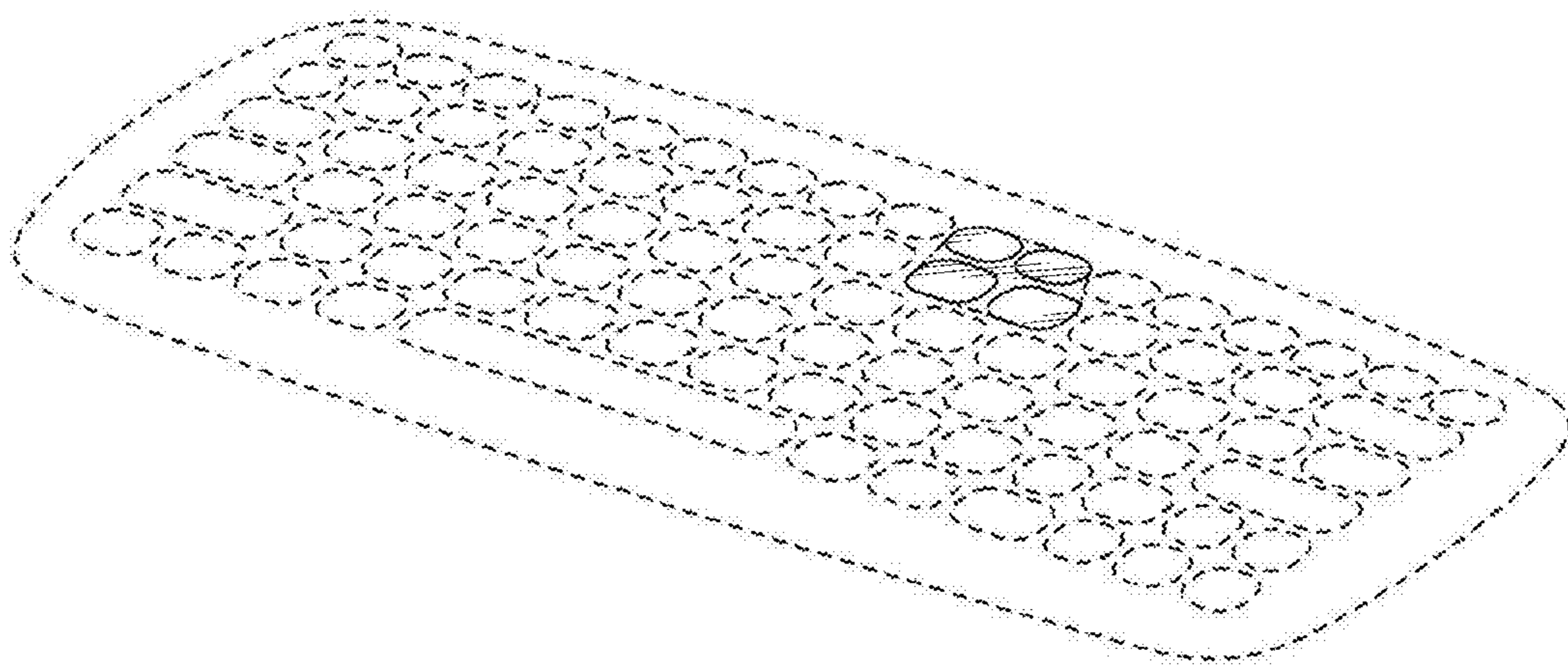


FIG.2

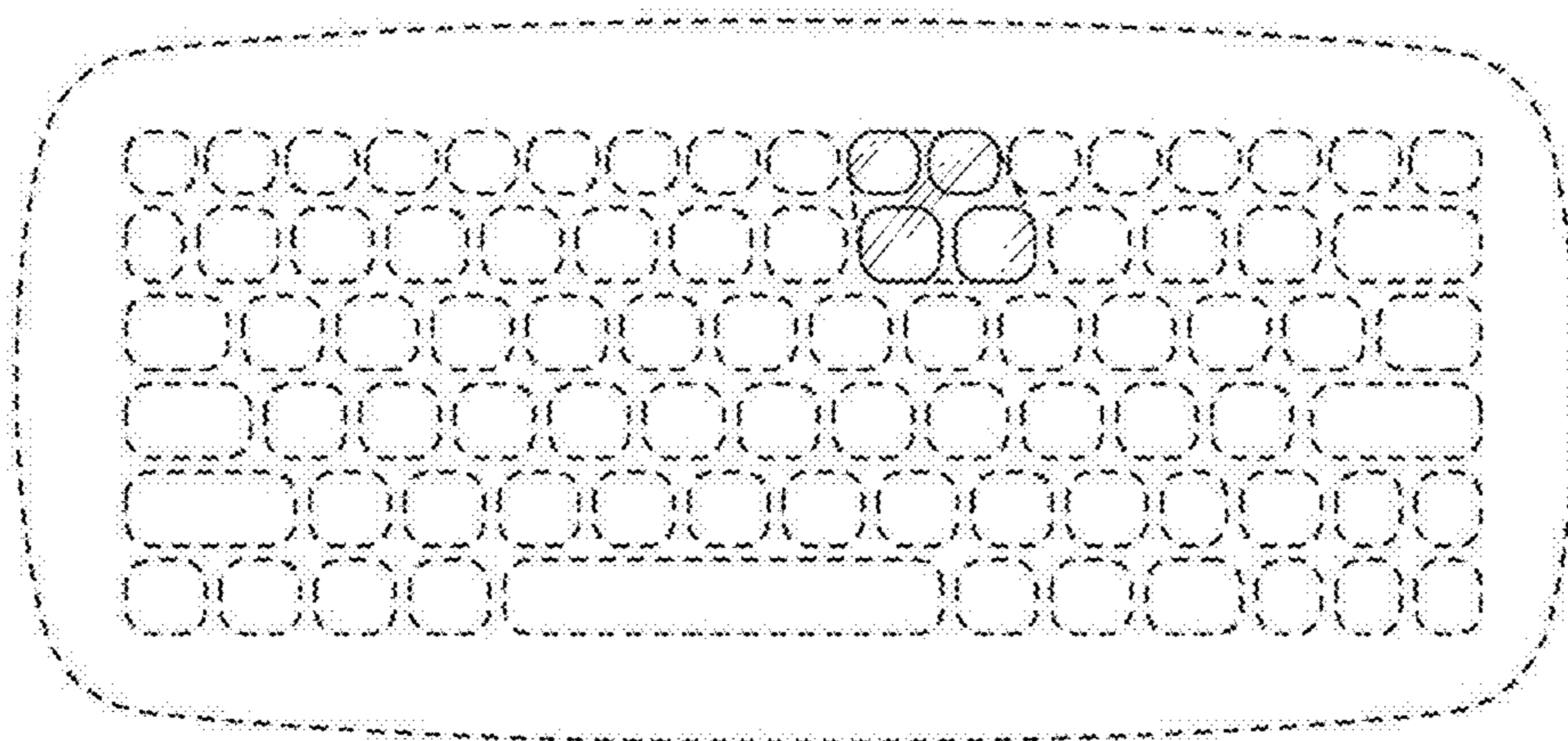


FIG.3

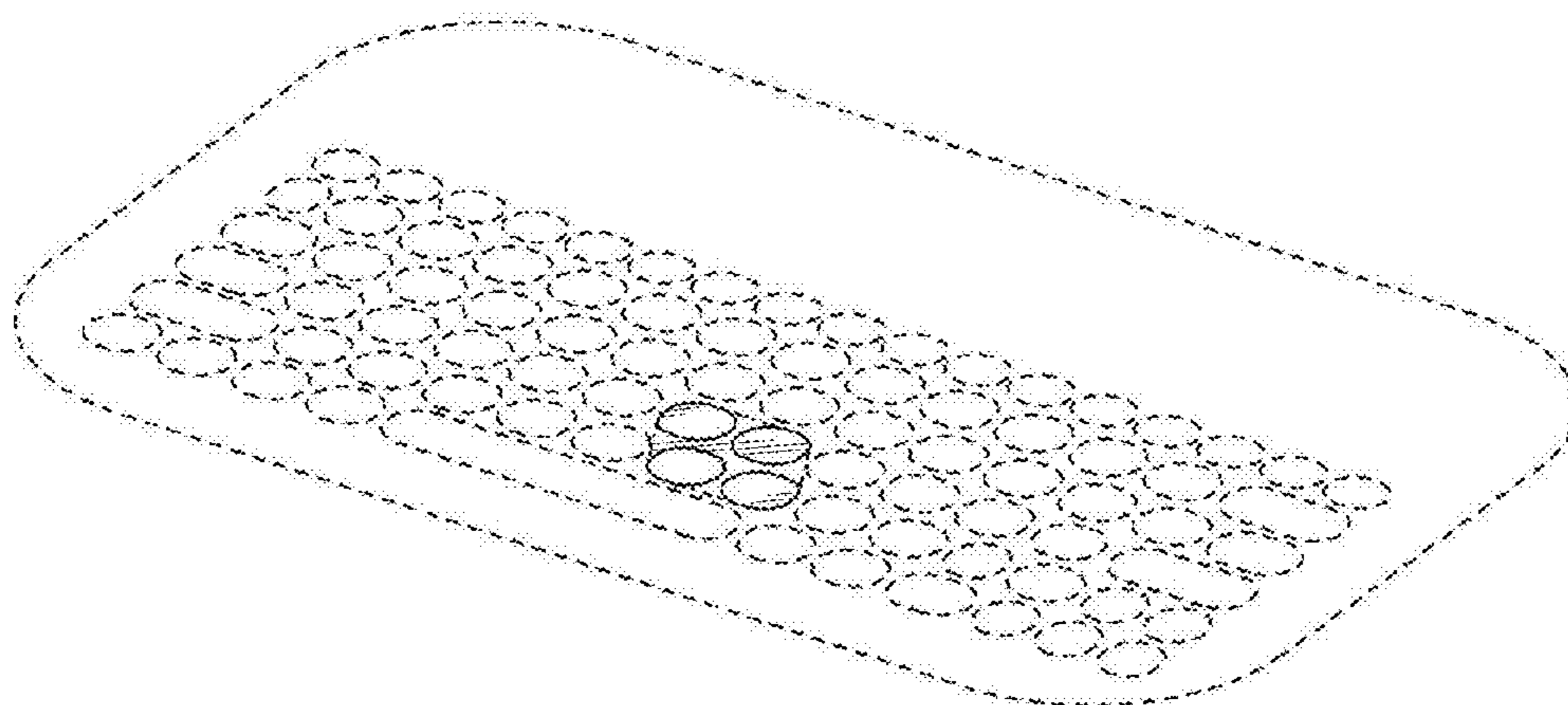


FIG.4

