



US00D703202S

(12) **United States Design Patent**  
**Jung et al.**

(10) **Patent No.:** **US D703,202 S**  
(45) **Date of Patent:** **\*\* Apr. 22, 2014**

(54) **NOTEBOOK COMPUTER**

(71) Applicant: **Samsung Electronics Co., Ltd.**,  
Suwon-si (KR)  
(72) Inventors: **Seung-Ho Jung**, Seongnam-Si (KR);  
**Jung-Hwan Hong**, Seoul (KR)  
(73) Assignee: **Samsung Electronics Co., Ltd.**,  
Suwon-si (KR)

(\*\*) Term: **14 Years**  
(21) Appl. No.: **29/440,798**  
(22) Filed: **Dec. 27, 2012**

(30) **Foreign Application Priority Data**

Jul. 6, 2012 (KR) ..... 30-2012-0033098

(51) **LOC (10) Cl.** ..... **14-02**

(52) **U.S. Cl.**  
USPC ..... **D14/327**

(58) **Field of Classification Search**  
USPC ..... D14/315–327, 371, 374, 341; D18/1, 2,  
D18/7, 11; 235/145 A, 145 R; 341/22, 23;  
345/104, 156, 168, 169, 173;  
361/679.08, 679.09, 679.11, 679.26,  
361/679.27; D6/308

See application file for complete search history.

(56) **References Cited**

**U.S. PATENT DOCUMENTS**

D491,175 S \* 6/2004 Shimano ..... D14/318

D519,500 S \* 4/2006 Maskatia et al. .... D14/318  
7,164,578 B2 \* 1/2007 Wang et al. .... 361/679.08  
D585,443 S \* 1/2009 Gluskoter et al. .... D14/318  
D606,535 S \* 12/2009 Morooka et al. .... D14/316  
D634,318 S \* 3/2011 Buckle et al. .... D14/341  
D656,497 S \* 3/2012 Chiu ..... D14/341

\* cited by examiner

*Primary Examiner* — Freda S Nunn

(74) *Attorney, Agent, or Firm* — NSIP Law

(57) **CLAIM**

The ornamental design for a notebook computer, as shown and described.

**DESCRIPTION**

FIG. 1 is a top perspective view of a notebook computer; FIG. 2 is a front view of the notebook computer of FIG. 1; FIG. 3 is a rear view of the notebook computer of FIG. 1; FIG. 4 is a left-side view of the notebook computer of FIG. 1; FIG. 5 is a right-side view of the notebook computer of FIG. 1; FIG. 6 is a top plan view of the notebook computer of FIG. 1; FIG. 7 is a bottom plan view of the notebook computer of FIG. 1; and, FIG. 8 is an open perspective view of the notebook computer of FIG. 1.

Features shown in broken lines in FIGS. 1, 2, 3, 4, 5, 7, and 8, form no part of the claimed design.

**1 Claim, 6 Drawing Sheets**

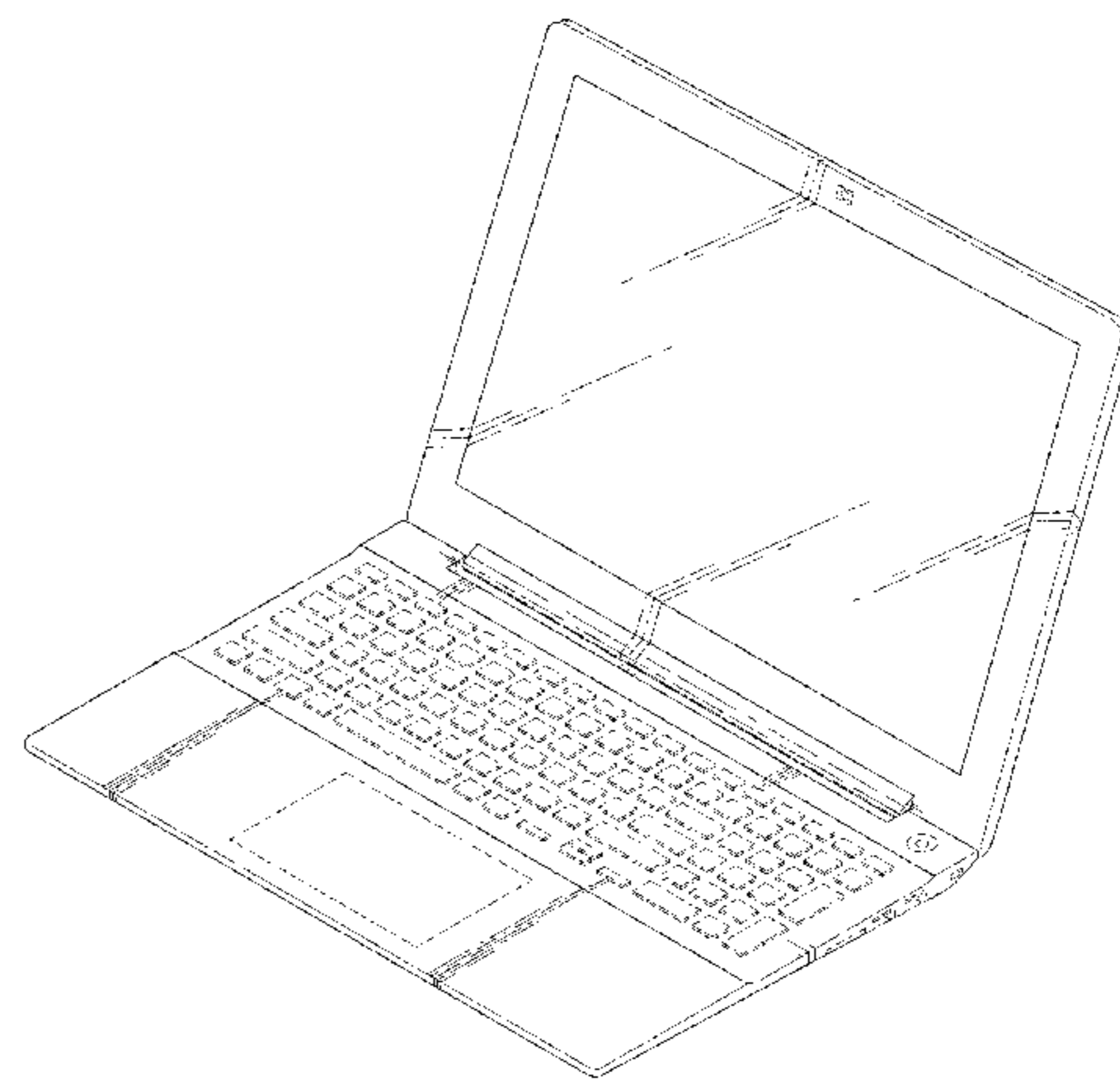
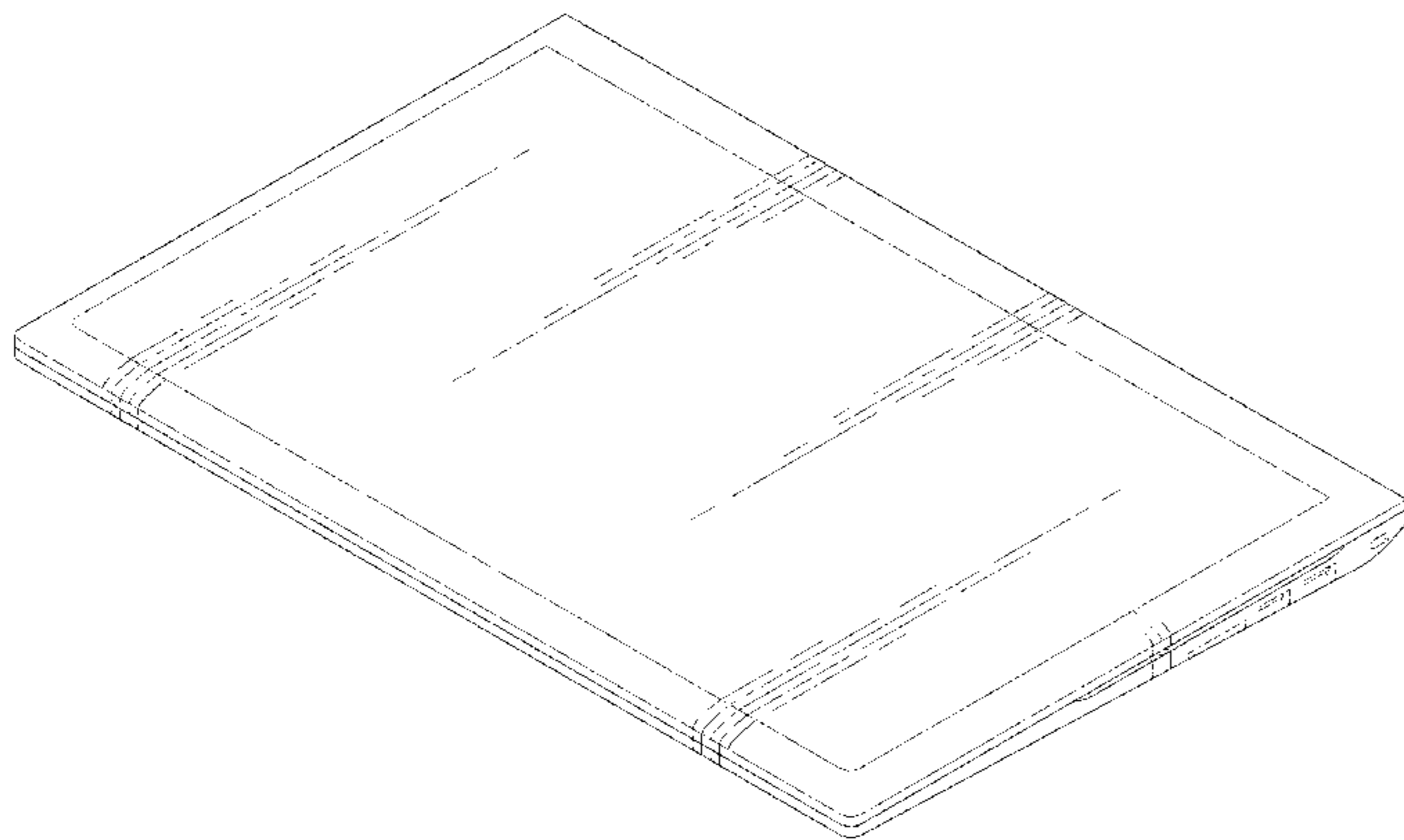


FIG. 1

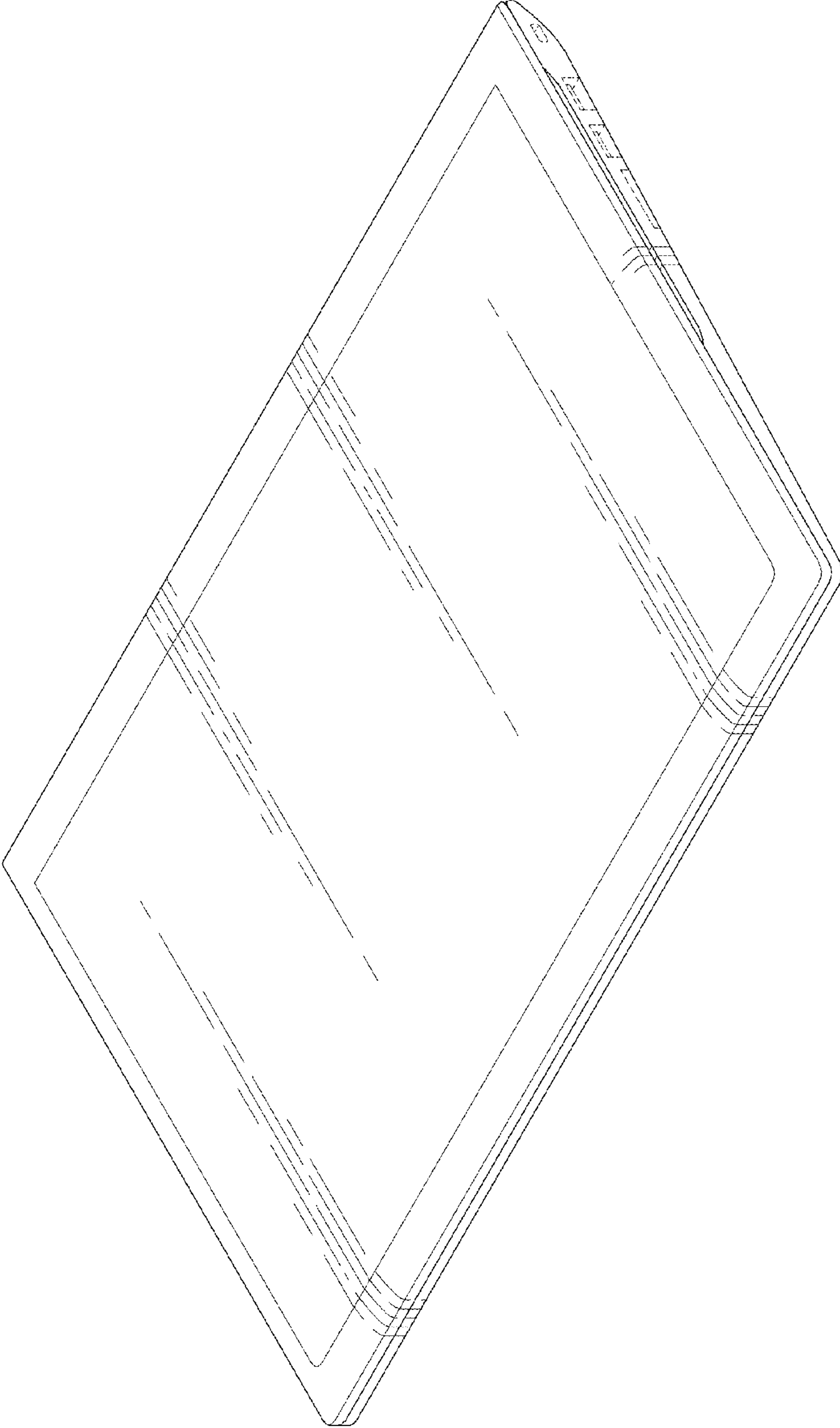


FIG. 2

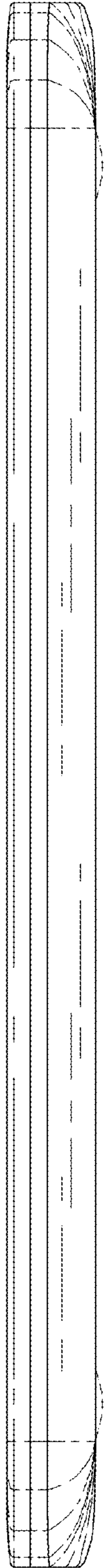


FIG. 3

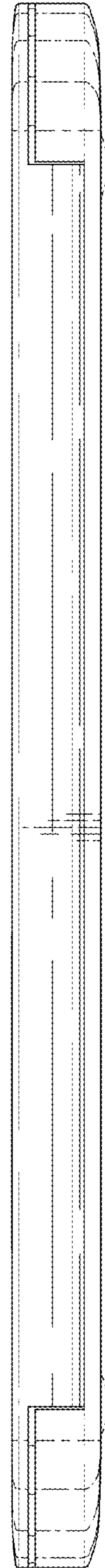


FIG. 4

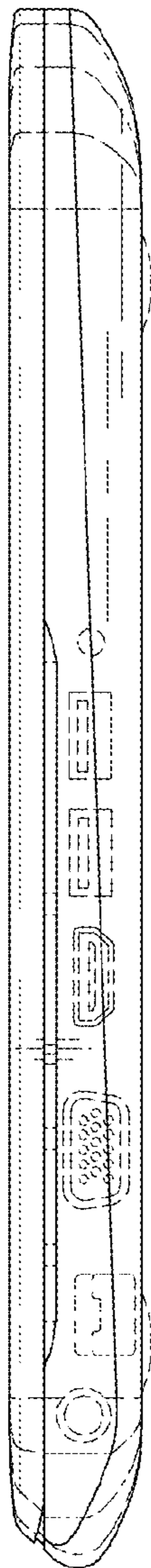


FIG. 5

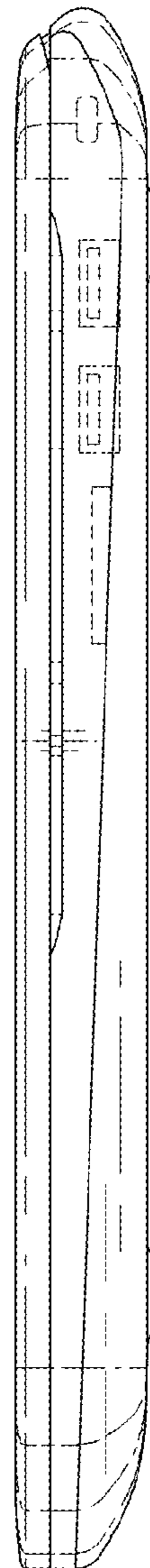


FIG. 6




FIG. 7




FIG. 8

