



US00D703172S

(12) **United States Design Patent**
Kim

(10) **Patent No.:** **US D703,172 S**

(45) **Date of Patent:** **** Apr. 22, 2014**

(54) **MOBILE PHONE**

(75) Inventor: **Chang-Hwan Kim**, Gimpo-si (KR)

(73) Assignee: **Samsung Electronics Co., Ltd.**,
Suwon-Si (KR)

(**) Term: **14 Years**

(21) Appl. No.: **29/431,743**

(22) Filed: **Sep. 11, 2012**

(30) **Foreign Application Priority Data**

May 10, 2012 (KR) 30-2012-0022852

(51) **LOC (10) Cl.** **14-03**

(52) **U.S. Cl.**

USPC **D14/138 G**

(58) **Field of Classification Search**

USPC D14/138 R, 138 AD, 138 AC, 138 C,
D14/138 G, 137, 147, 218, 341-347,
D14/247-248; 455/566, 575.1, 575.3, 575.4

See application file for complete search history.

(56) **References Cited**

U.S. PATENT DOCUMENTS

D548,713 S *	8/2007	Lee et al.	D14/138 AD
D595,683 S *	7/2009	Tsai et al.	D14/138 AD
D601,539 S *	10/2009	Hong	D14/138 G
D615,956 S *	5/2010	Lin et al.	D14/138 G
D654,048 S *	2/2012	Ichinose et al.	D14/138 G
D654,899 S *	2/2012	Jung	D14/138 G
D663,278 S *	7/2012	Kim et al.	D14/138 G
D676,401 S *	2/2013	Choi	D14/138 G
D681,588 S *	5/2013	Jeong	D14/138 G
D681,589 S *	5/2013	Han	D14/138 G

D681,598 S *	5/2013	Kim	D14/138 G
D686,178 S *	7/2013	Lee	D14/138 G
2009/0061963 A1 *	3/2009	Miyaoka	455/575.4

OTHER PUBLICATIONS

Huawei U8800, announced Feb. 2010, [online], [retrieved on Feb. 17, 2010]. Retrieved from Internet ,<URL: <http://www.gsmarena.com>>.*

Pantech Burst, announced Jan. 2012, [online], [retrieved on Feb. 3, 2012]. Retrieved from Internet ,<URL: <http://www.gsmarena.com>>.*

Samsung Exhilarate, announced Jan. 2012, [online], [retrieved on Feb. 3, 2012]. Retrieved from Internet ,<URL: <http://www.gsmarena.com>>.*

* cited by examiner

Primary Examiner — Bridget L Eland

(74) *Attorney, Agent, or Firm* — Staas & Halsey LLP

(57) **CLAIM**

The ornamental design for a mobile phone, as shown and described.

DESCRIPTION

FIG. 1 is a front perspective view of a mobile phone; FIG. 2 is a front view of the mobile phone of FIG. 1; FIG. 3 is a rear view of the mobile phone of FIG. 1; FIG. 4 is a left-side view of the mobile phone of FIG. 1; FIG. 5 is a right-side view of the mobile phone of FIG. 1; FIG. 6 is a top plan view of the mobile phone of FIG. 1; and, FIG. 7 is a bottom plan view of the mobile phone of FIG. 1. The broken lines immediately adjacent to the shaded areas, encompassing unshaded regions, represent the bounds of the claimed design while all other broken lines are directed to environment and are for illustrative purposes only; the broken lines form no part of the claimed design.

1 Claim, 7 Drawing Sheets

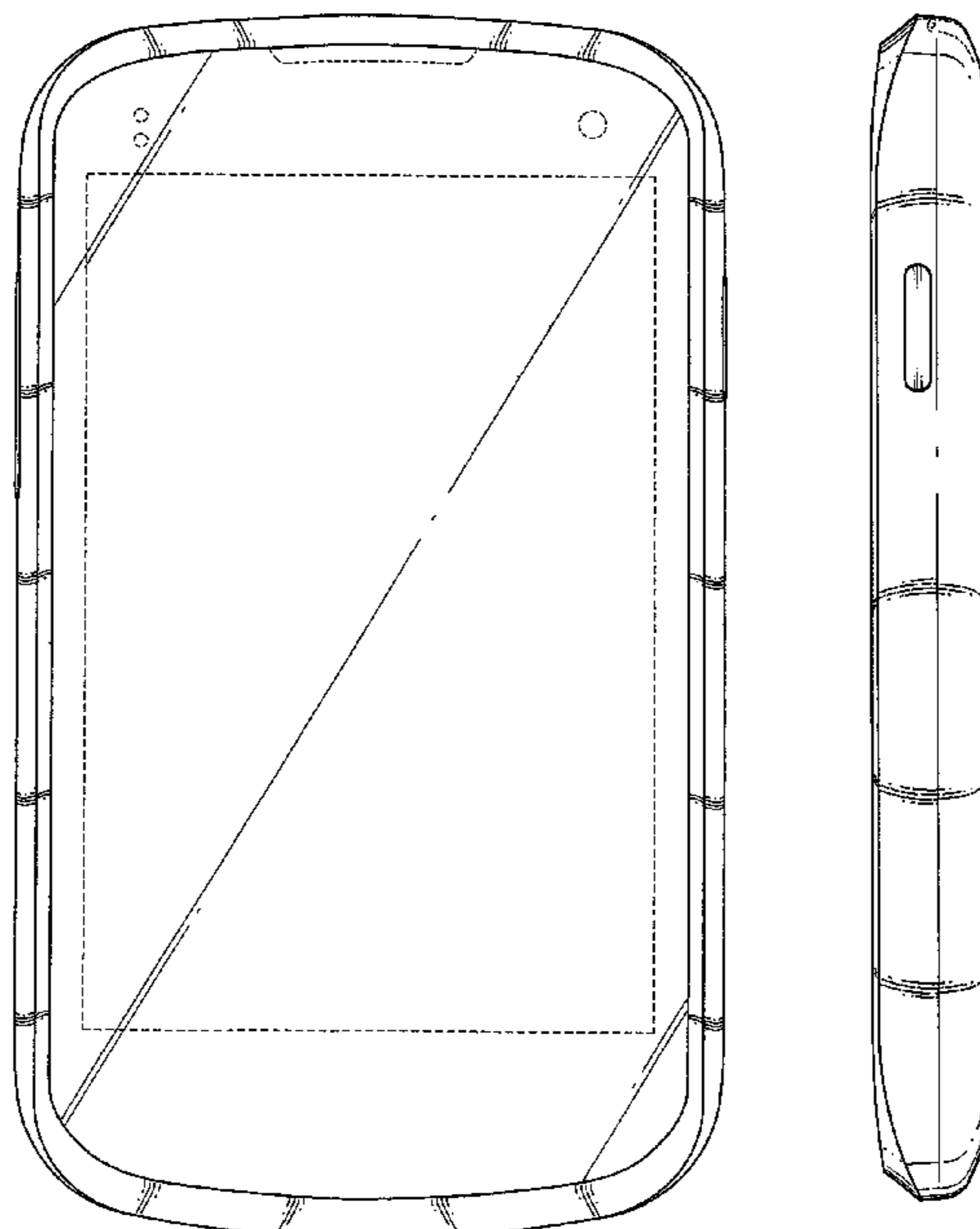


FIG. 1

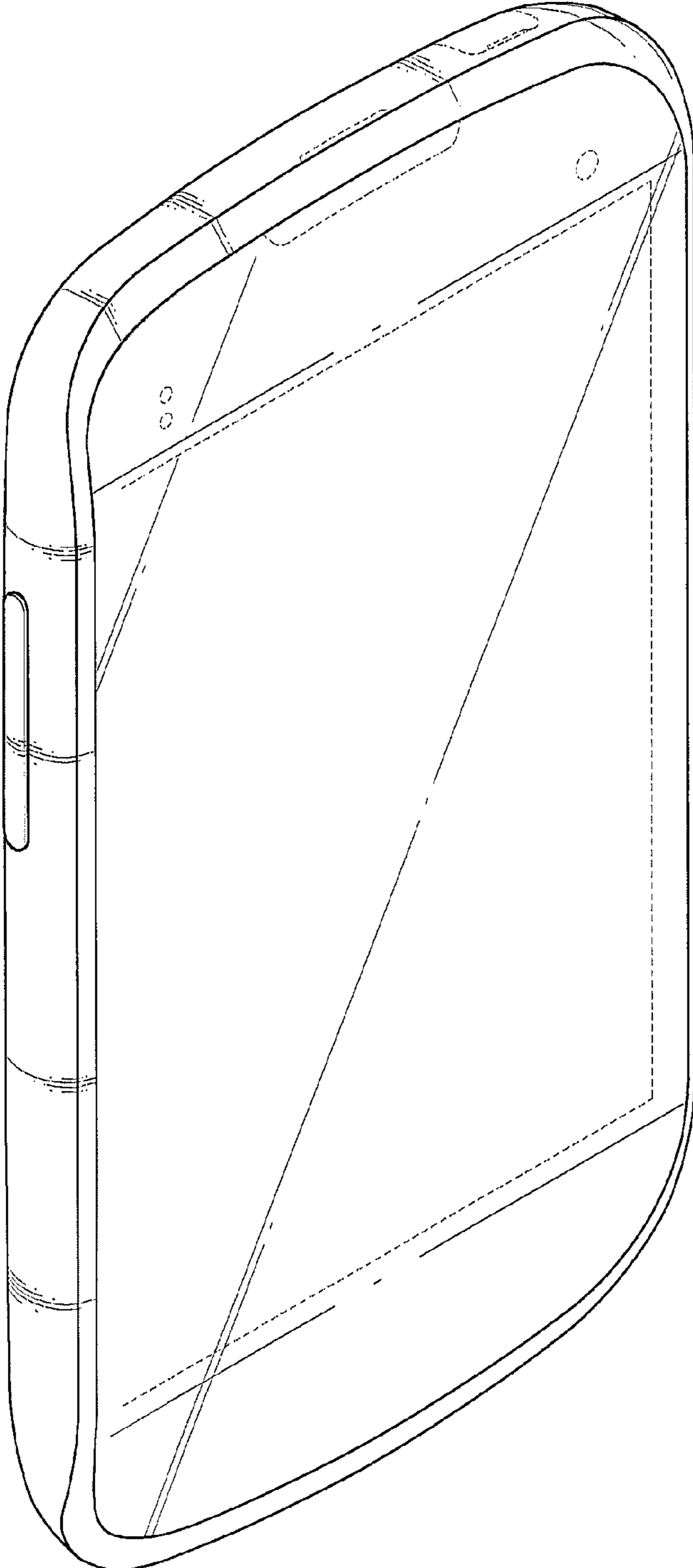


FIG. 2

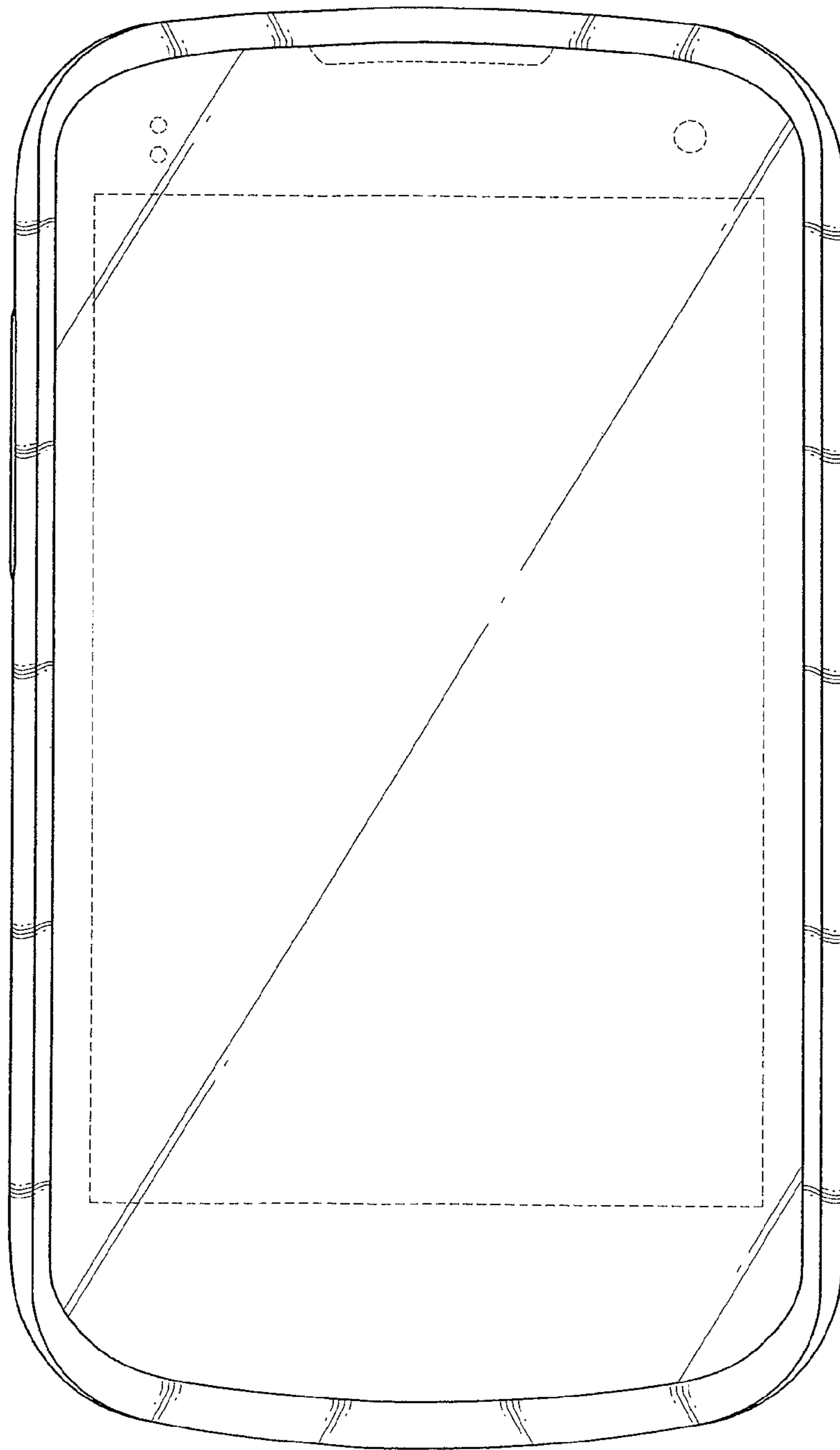


FIG. 3

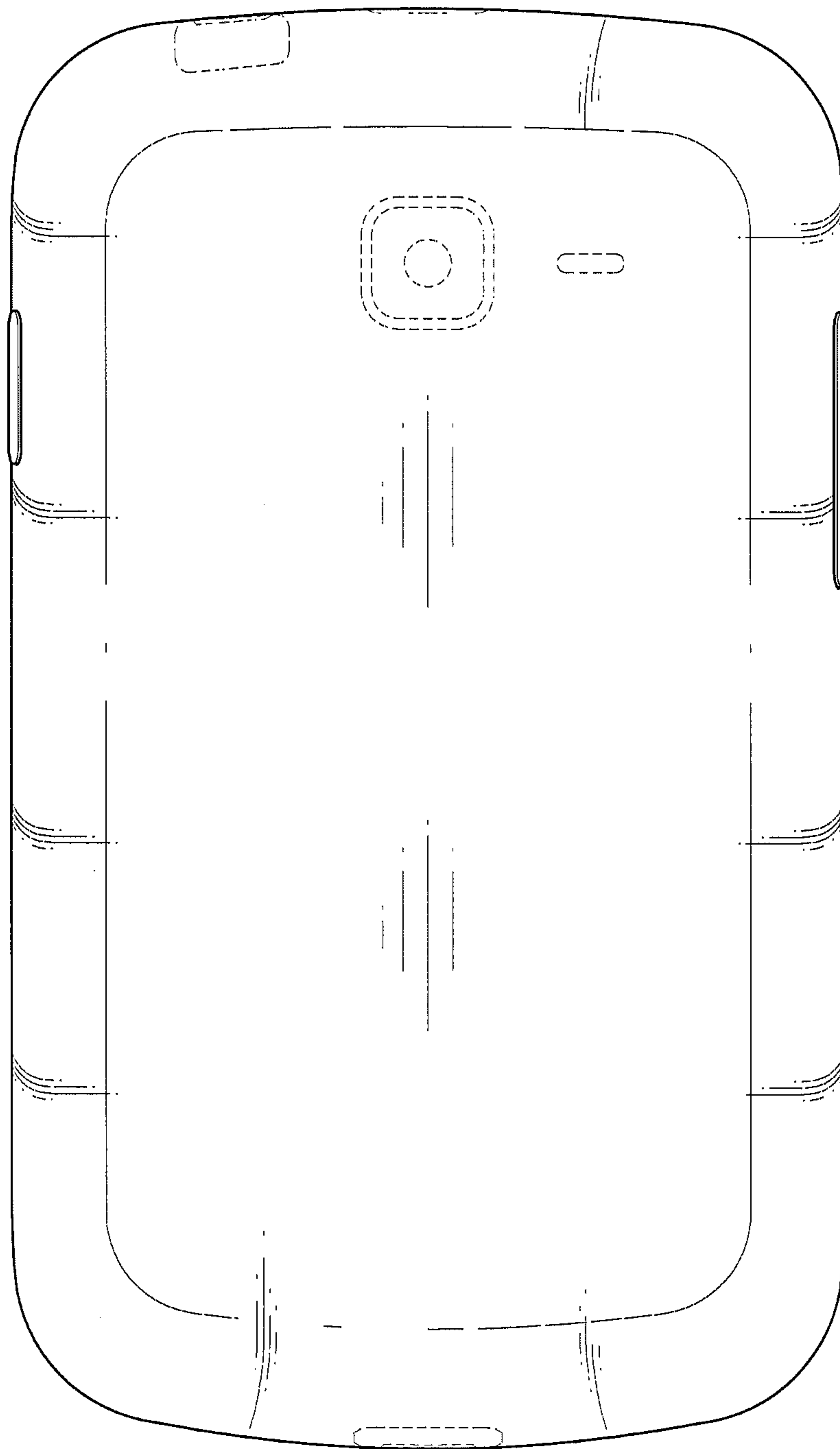


FIG. 4

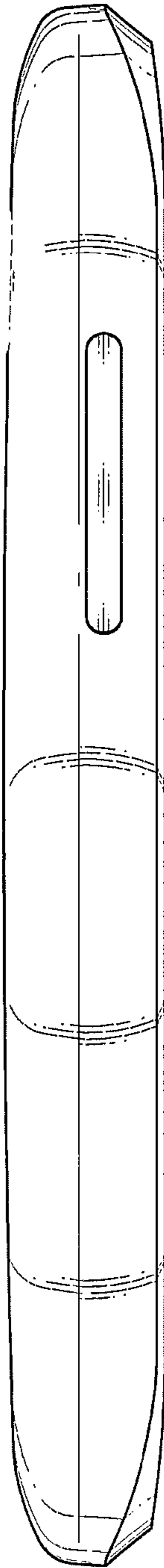


FIG. 5

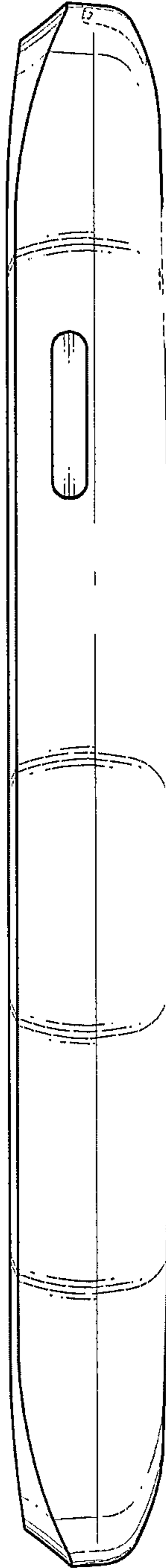


FIG. 6

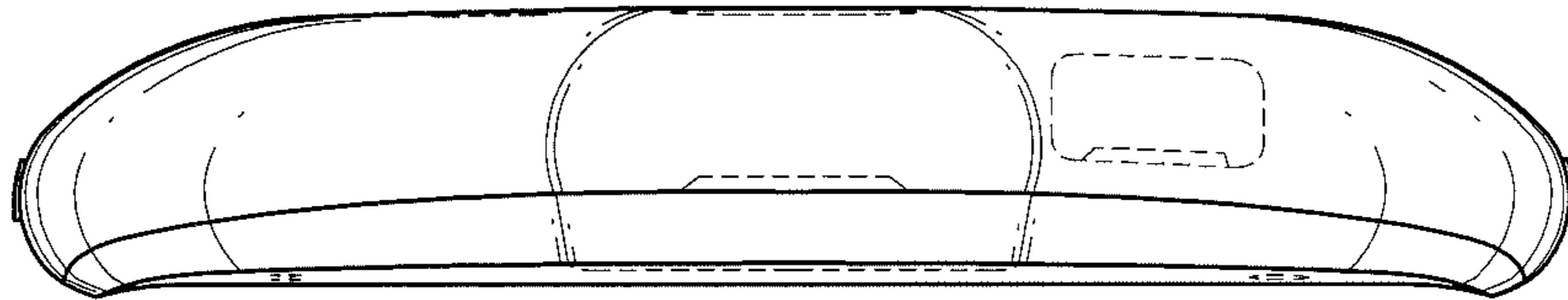


FIG. 7

