



US00D703168S

(12) **United States Design Patent**
Won et al.

(10) **Patent No.:** **US D703,168 S**
(45) **Date of Patent:** **** Apr. 22, 2014**

(54) **TV RECEIVER**

(56) **References Cited**

(71) Applicant: **LG Electronics Inc.**, Seoul (KR)

U.S. PATENT DOCUMENTS

(72) Inventors: **Hyojin Won**, Seoul (KR); **Jeongrok Lee**, Seoul (KR); **Hyunhee You**, Gyeonggi-do (KR); **Hyeyoung Hong**, Seoul (KR)

D563,337	S	*	3/2008	Bloem	D14/126
D634,723	S	*	3/2011	Park et al.	D14/126
D665,760	S	*	8/2012	Chiu	D14/126
D670,257	S	*	11/2012	Yang et al.	D14/126
D682,234	S	*	5/2013	Lee et al.	D14/126
D682,799	S	*	5/2013	Hwang Bo et al.	D14/126
D691,571	S	*	10/2013	Park et al.	D14/126

(73) Assignee: **LG Electronics Inc.**, Seoul (KR)

* cited by examiner

(**) Term: **14 Years**

Primary Examiner — Raphael Barkai

(21) Appl. No.: **29/468,780**

(74) *Attorney, Agent, or Firm* — Morgan, Lewis & Bockius LLP

(22) Filed: **Oct. 3, 2013**

(30) **Foreign Application Priority Data**

May 14, 2013 (KR) 30-2013-0025209

(51) **LOC (10) Cl.** **14-03**

(52) **U.S. Cl.**
USPC **D14/126**

(58) **Field of Classification Search**
USPC D14/125-134, 239, 371, 136, 374-377, D14/440, 450, 448, 336, 342, 159; 312/7.2; 348/836, 838, 180, 184, 325, 739; 341/12; 248/917-924, 465; 345/104, 345/133, 156, 168, 87, 173; 720/605, 669, 720/600, 655; 369/99, 197; D21/329, 515, D21/577, 622, 333, 433, 448, 452, 450, 331, D21/505; D6/477, 479, 300; 273/148 B; 446/484, 175, 356; D10/15, 26

See application file for complete search history.

(57) **CLAIM**

The ornamental design for a TV receiver, as shown and described.

DESCRIPTION

FIG. 1 is a front, right side, perspective view of a TV receiver showing our new design;
FIG. 2 is a front view thereof;
FIG. 3 is a rear view thereof;
FIG. 4 is a left side view thereof;
FIG. 5 is a right side view thereof;
FIG. 6 is a top view thereof; and,
FIG. 7 is a bottom view thereof.

1 Claim, 3 Drawing Sheets




FIG. 1




FIG. 2

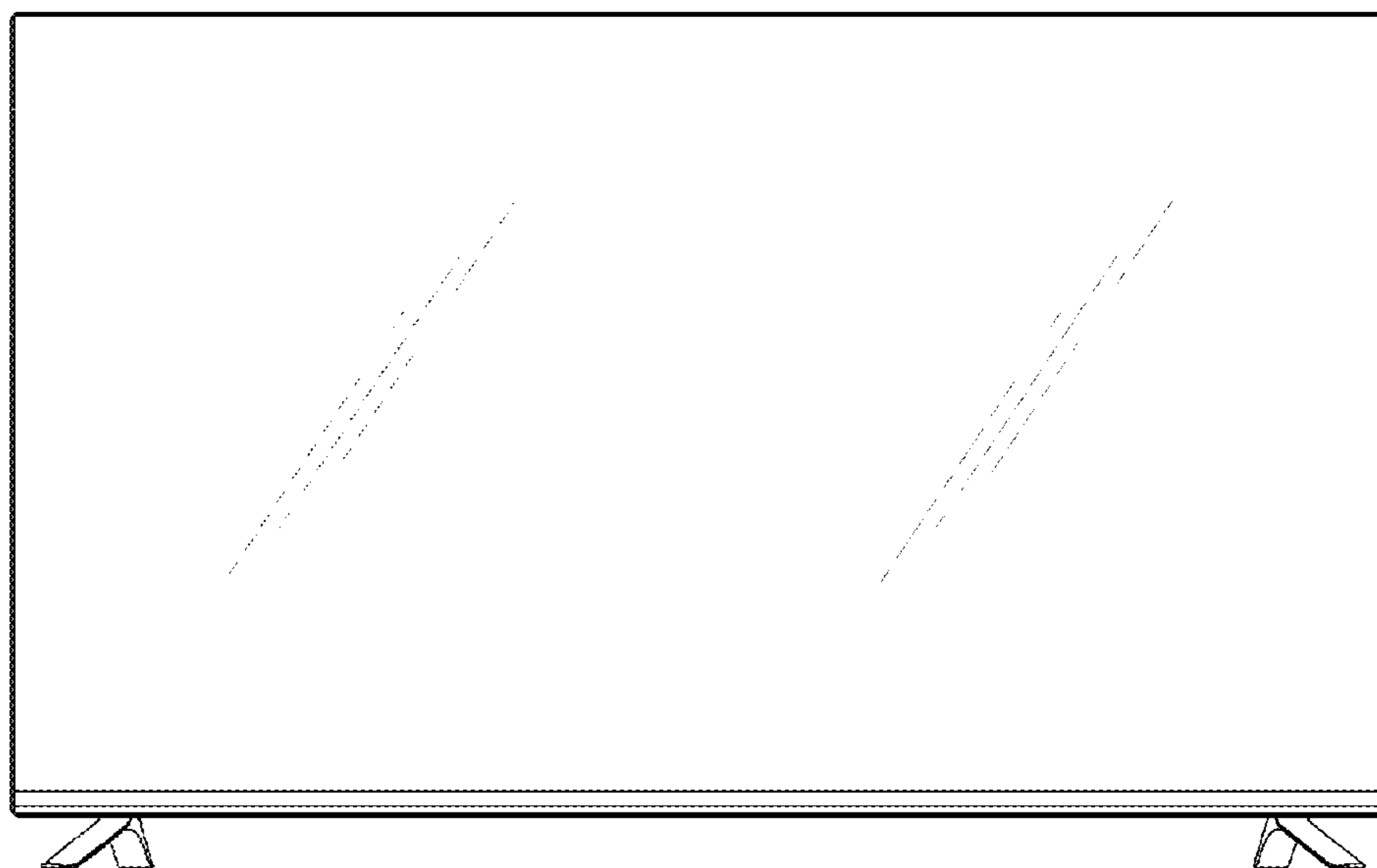


FIG. 3

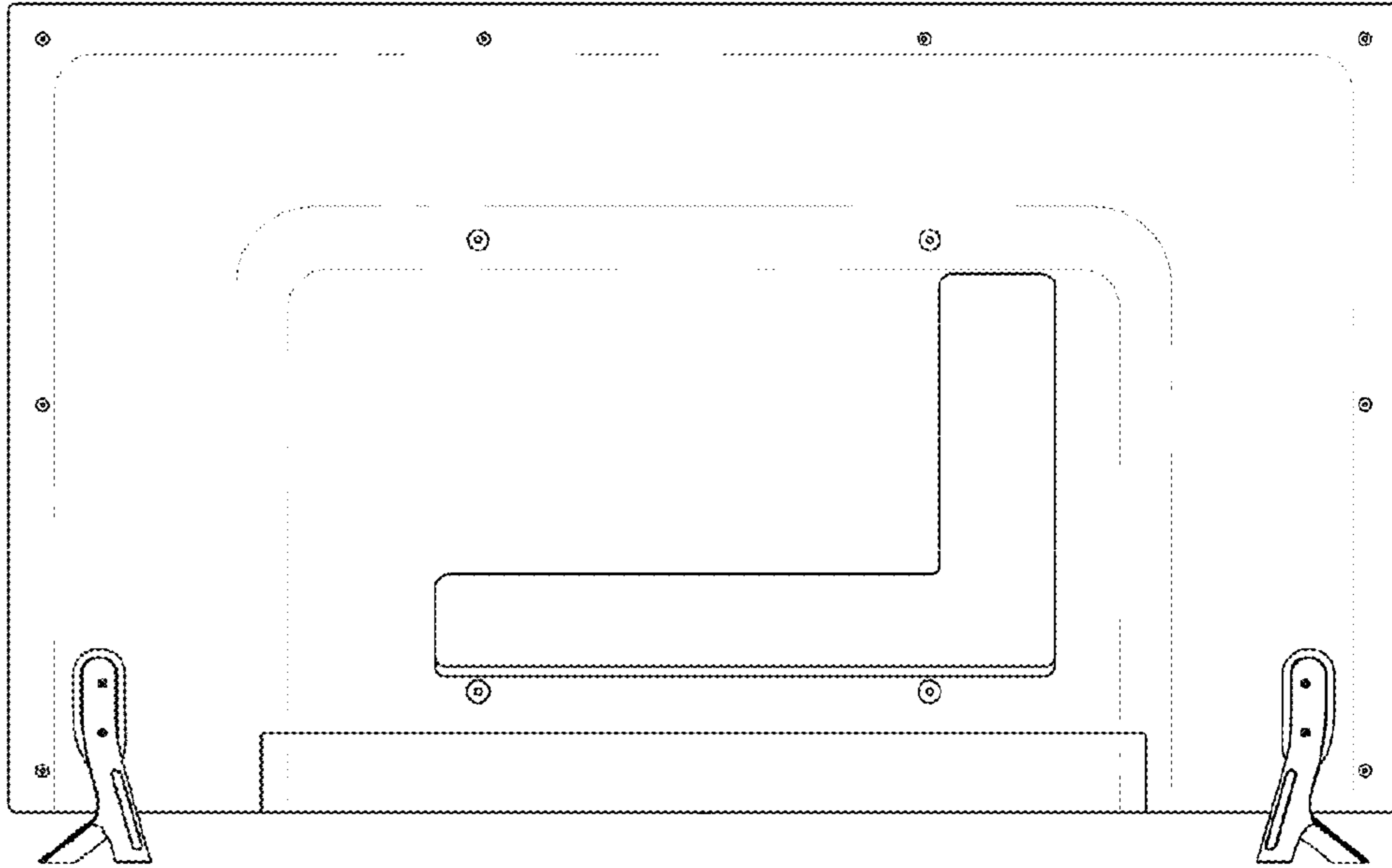


FIG. 4

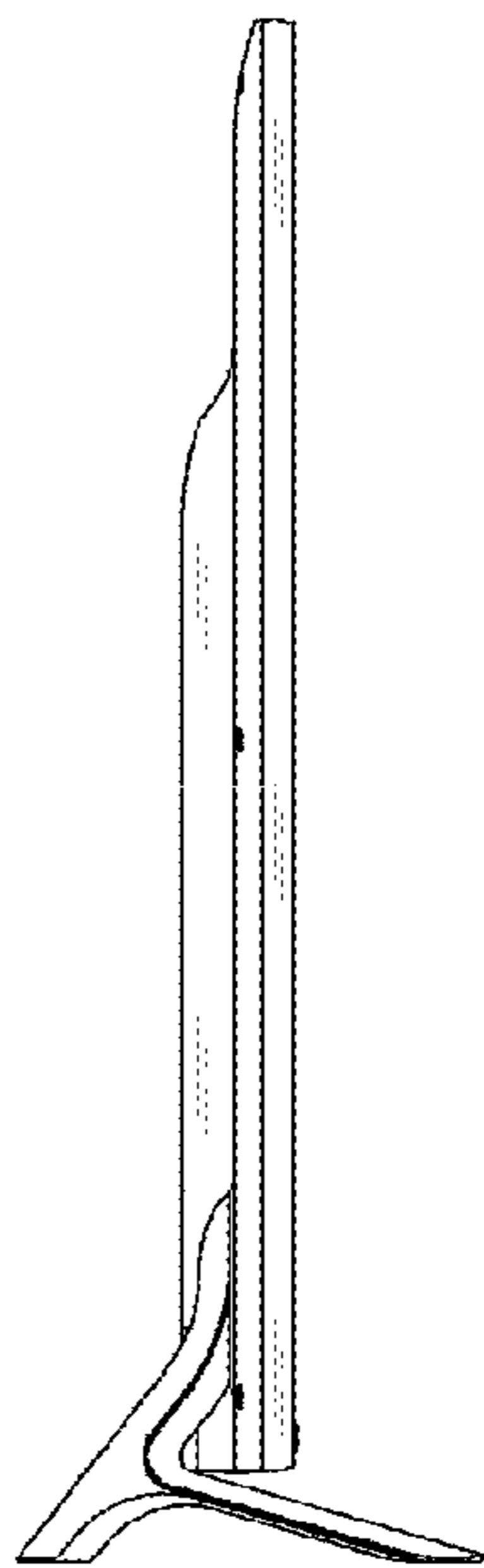


FIG. 5

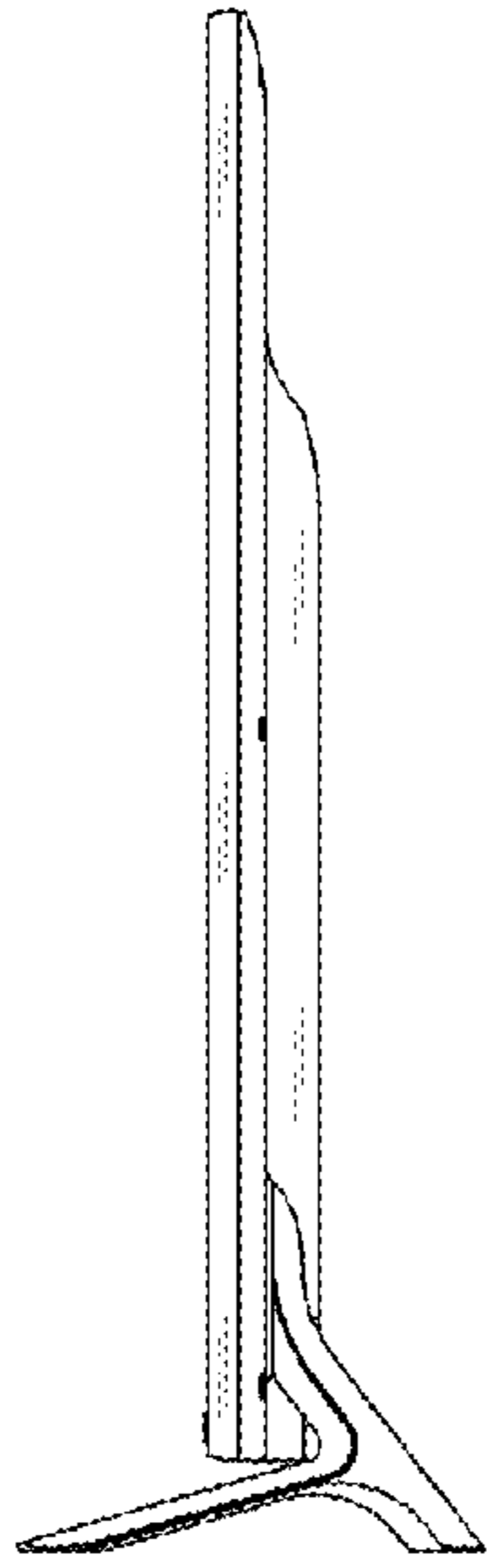


FIG. 6

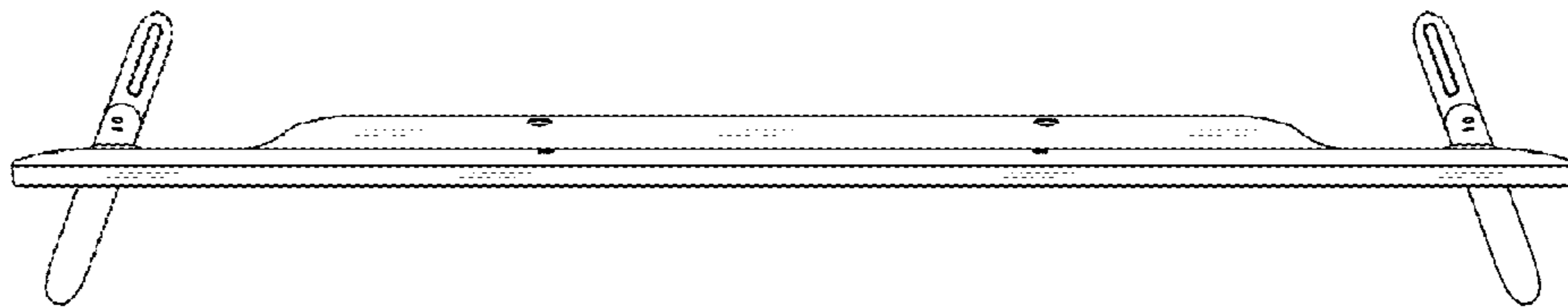


FIG. 7

