



US00D703164S

(12) **United States Design Patent**
Geisser et al.

(10) **Patent No.:** **US D703,164 S**
(45) **Date of Patent:** **** Apr. 22, 2014**

(54) **VIDEO SWITCHER**

(71) Applicants: **Romana Geisser**, Blumberg (DE); **Silke Hargina**, Villingen-Schwenningen (DE)

(72) Inventors: **Romana Geisser**, Blumberg (DE); **Silke Hargina**, Villingen-Schwenningen (DE)

(73) Assignee: **Karl Storz GmbH & Co. KG** (DE)

(**) Term: **14 Years**

(21) Appl. No.: **29/454,164**

(22) Filed: **May 7, 2013**

(30) **Foreign Application Priority Data**

Nov. 7, 2012 (EM) 002132084-0010

(51) **LOC (10) Cl.** **14-03**

(52) **U.S. Cl.**
USPC **D14/125**

(58) **Field of Classification Search**
USPC D14/125, 357-358, 496, 188, 242, 432;
D13/184; 348/10, 460, 706, 731;
340/825.03; 455/6.1, 6.2; 312/223.1,
312/7.2; D9/432

See application file for complete search history.

(56) **References Cited**

U.S. PATENT DOCUMENTS

D297,139 S * 8/1988 Lee D14/125
4,768,110 A * 8/1988 Dunlap et al. 386/235
D459,319 S * 6/2002 Ahn D14/125

D537,435 S * 2/2007 Oikawa D14/188
D560,689 S * 1/2008 Cho D14/496
D586,328 S * 2/2009 Ganley et al. D14/188
D598,892 S * 8/2009 Wada et al. D14/188
D620,028 S * 7/2010 Kim D14/496
D628,977 S * 12/2010 Katsuno D14/188
D655,271 S * 3/2012 Park et al. D14/188
D672,470 S 12/2012 Rebholz

* cited by examiner

Primary Examiner — Randall Gholson

(74) *Attorney, Agent, or Firm* — St. Onge Steward Johnston & Reens LLC

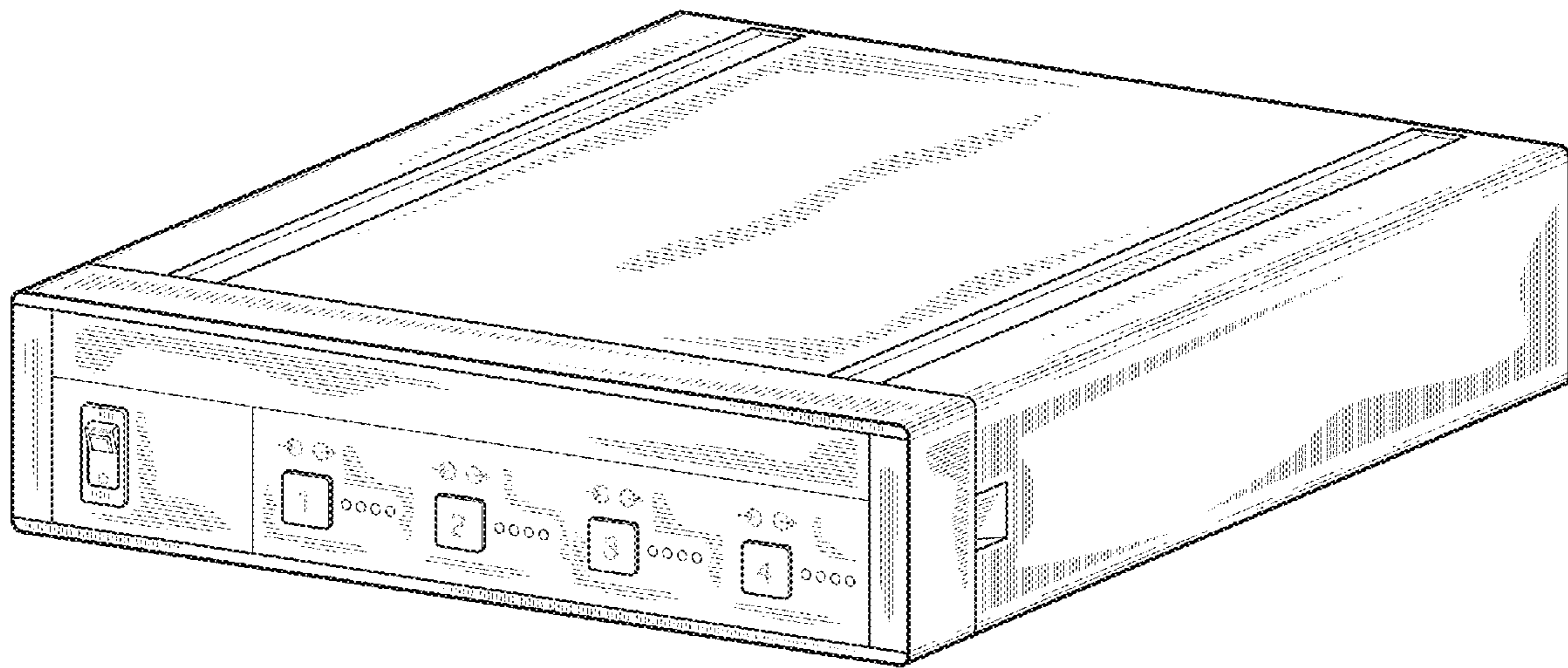
(57) **CLAIM**

The ornamental design for a video switcher, as shown and described.

DESCRIPTION

FIG. 1 is a front left side isometric view of a video switcher in accordance with the new design;
FIG. 2 is a front elevational view thereof;
FIG. 3 is a left side elevational view thereof, a right side elevational view being a mirror image thereof;
FIG. 4 is a rear elevational view thereof;
FIG. 5 is a top plan view thereof; and,
FIG. 6 is a bottom plan view thereof.
The broken lines shown in FIGS. 1, 2, 4 and 6 show unclaimed environmental subject matter and form no part of the claimed design.

1 Claim, 4 Drawing Sheets



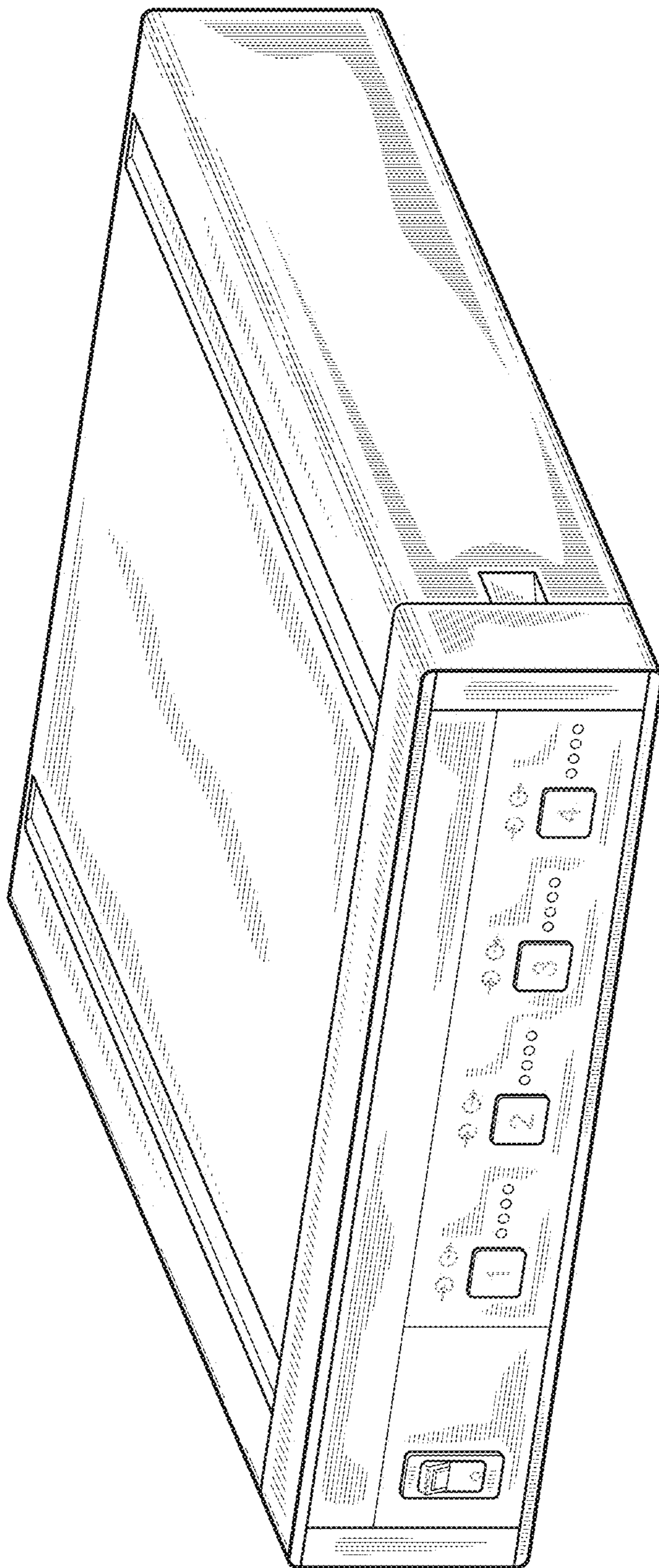


FIG. 1

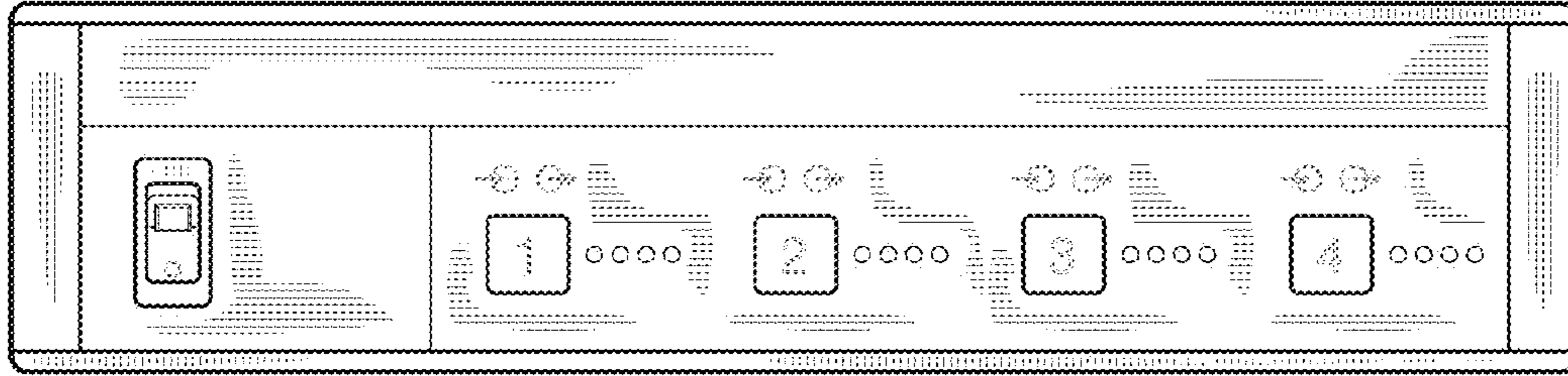


FIG. 2



FIG. 3




FIG. 4




FIG. 5




FIG. 6