



US00D703134S

(12) **United States Design Patent**
Wong

(10) **Patent No.:** **US D703,134 S**
(45) **Date of Patent:** **** Apr. 22, 2014**

(54) **EMERGENCY BATTERY CHARGER**

(71) Applicant: **Ever Win International Corporation,**
City of Industry, CA (US)

(72) Inventor: **Yuk Ying Wong,** Hong Kong (CN)

(73) Assignee: **Ever Win International Corporation,**
City of Industry, CA (US)

(**) Term: **14 Years**

(21) Appl. No.: **29/466,797**

(22) Filed: **Sep. 11, 2013**

(51) **LOC (10) Cl.** **13-02**

(52) **U.S. Cl.**
USPC **D13/108**

(58) **Field of Classification Search**
USPC D13/107–110, 118–119, 184, 199;
D14/251, 253, 432, 434; 320/107–115
See application file for complete search history.

(56) **References Cited**

U.S. PATENT DOCUMENTS

D406,561 S	3/1999	Goto	
D532,372 S *	11/2006	Keating	D13/108
D532,745 S *	11/2006	Gaber et al.	D13/108
D539,218 S *	3/2007	Gaber et al.	D13/108
D595,223 S	6/2009	Yamamoto et al.	

D598,374 S *	8/2009	Sasada	D13/108
D633,034 S *	2/2011	Heine et al.	D13/103
D633,035 S *	2/2011	Heine et al.	D13/103
D645,816 S *	9/2011	Sasada et al.	D13/108
D645,817 S *	9/2011	Sasada et al.	D13/108
D665,346 S	8/2012	Kumagai et al.	
D676,380 S	2/2013	Sun	
D683,305 S	5/2013	Gupta et al.	
2013/0076298 A1	3/2013	Miller et al.	

* cited by examiner

Primary Examiner — Rosemary K Tarcza

(74) *Attorney, Agent, or Firm* — Joe Nieh

(57) **CLAIM**

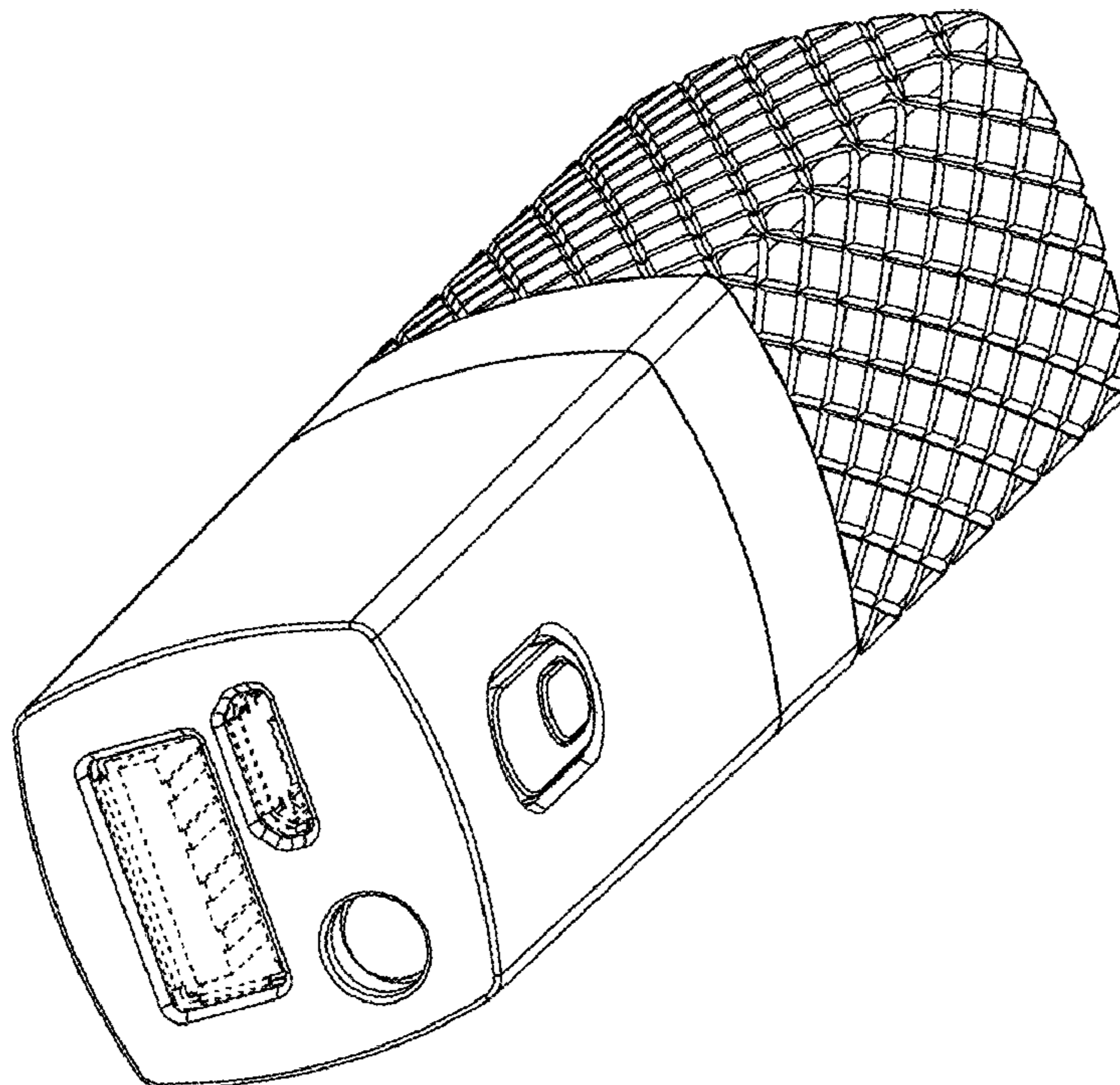
The ornamental design for an emergency battery charger, as shown and described.

DESCRIPTION

FIG. 1 is a front perspective view of an emergency battery charger showing my new design;
FIG. 2 is a rear perspective view thereof;
FIG. 3 is a top view thereof;
FIG. 4 is a front view thereof;
FIG. 5 is a rear view thereof;
FIG. 6 is a right side view thereof;
FIG. 7 is a left side view thereof; and,
FIG. 8 is a bottom view thereof.

The broken lines shown in the drawings are included for the purpose of illustrating unclaimed portions of the emergency battery charger and form no part of the claimed design.

1 Claim, 2 Drawing Sheets



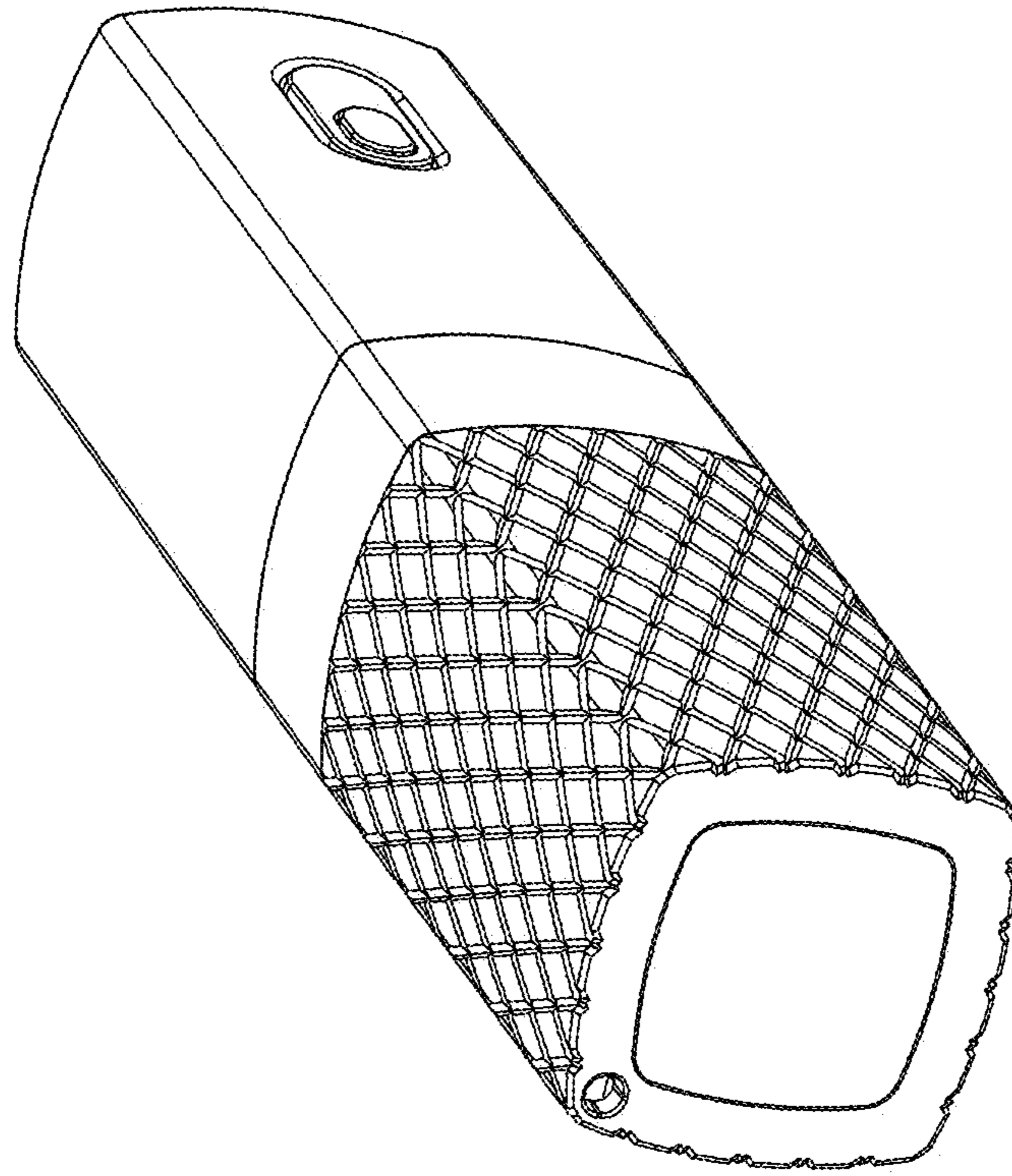


Fig. 2

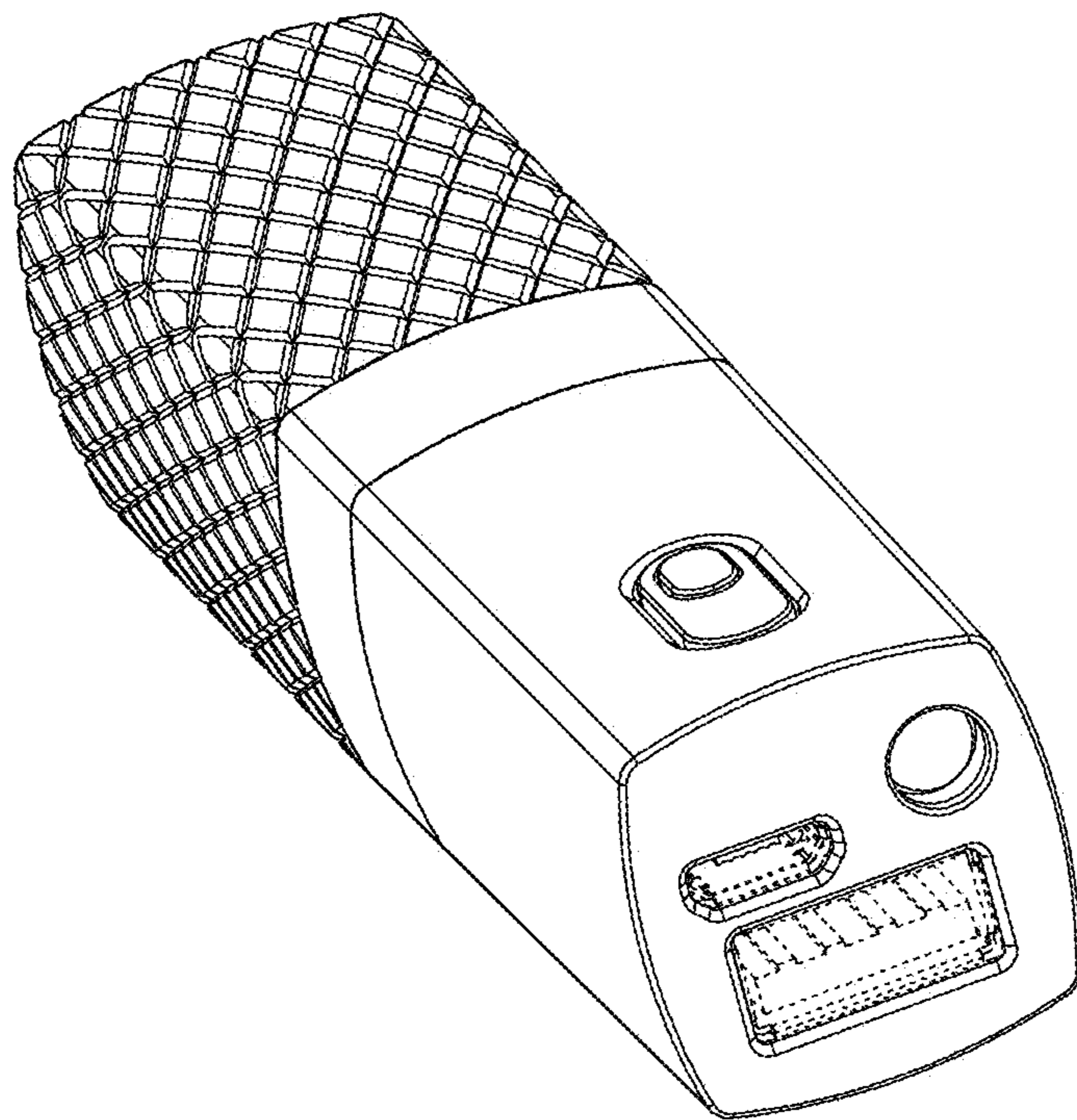


Fig. 1

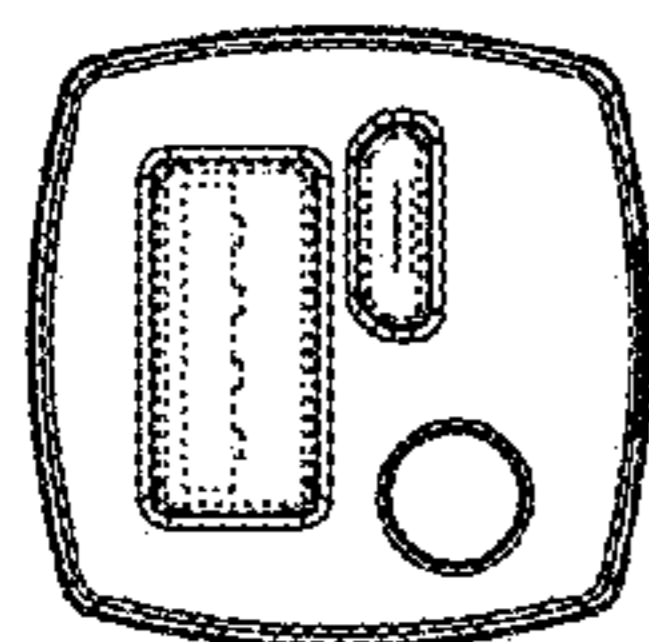


Fig. 4

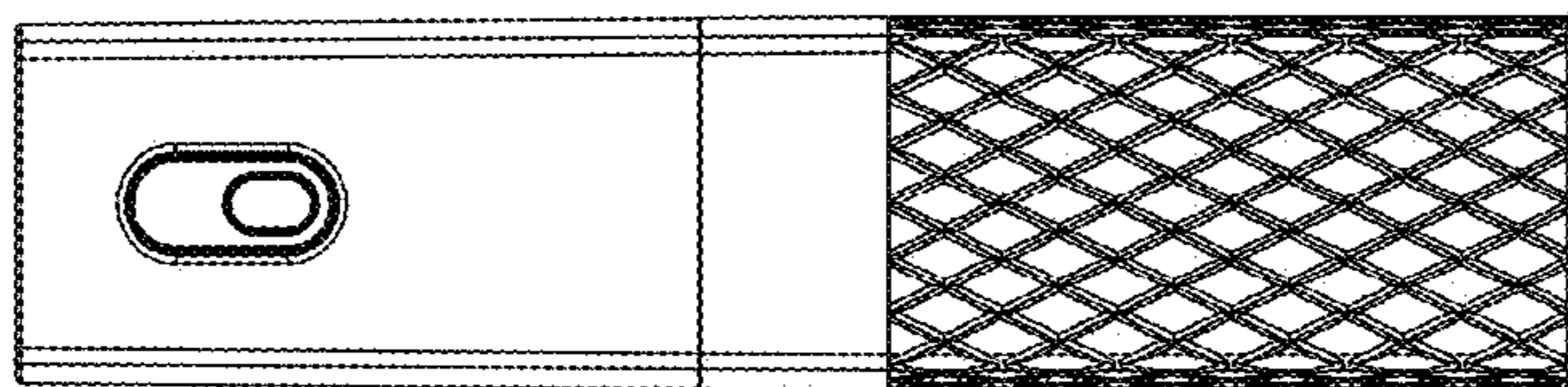


Fig. 3




Fig. 5

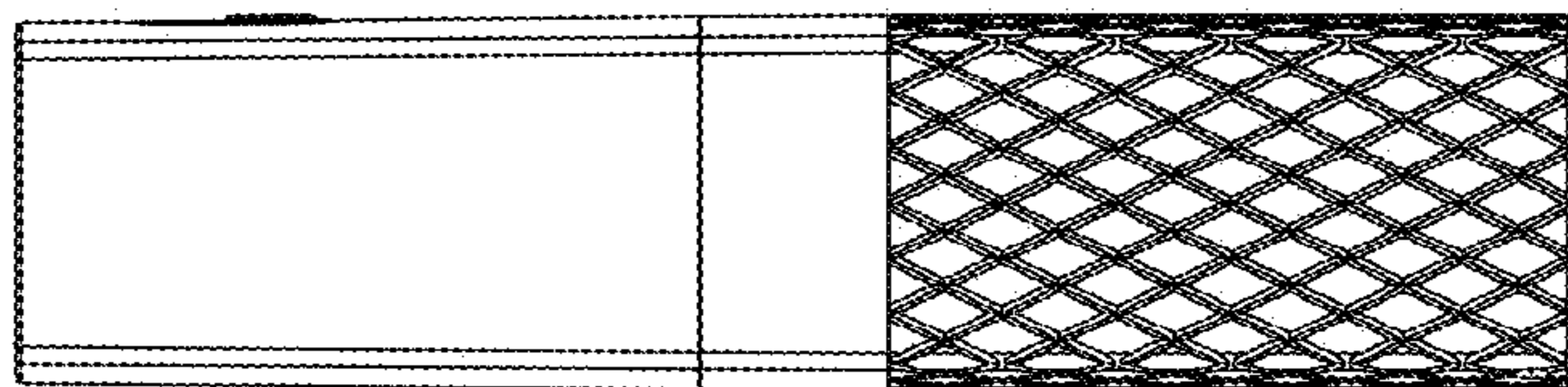


Fig. 7

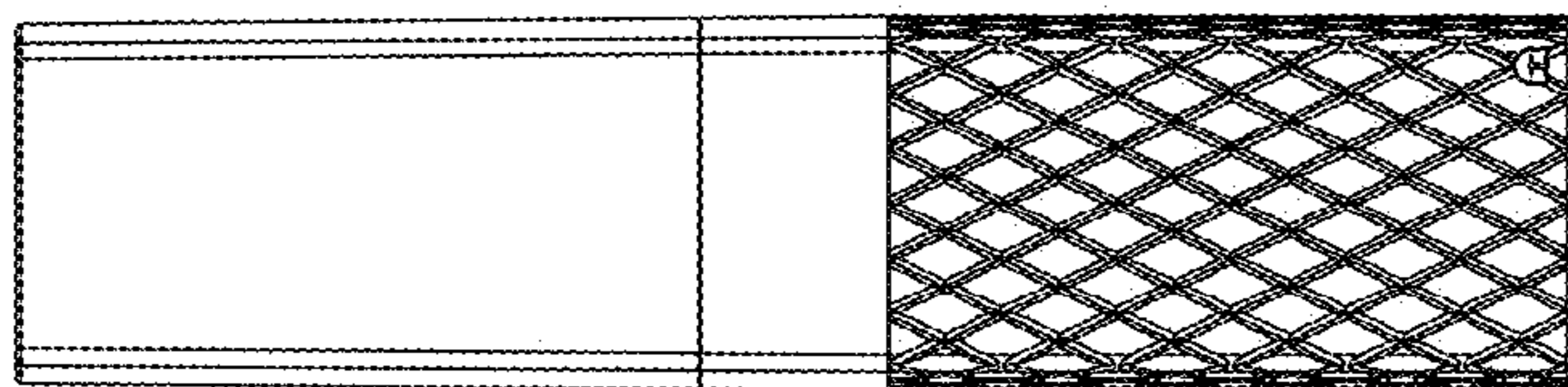


Fig. 8

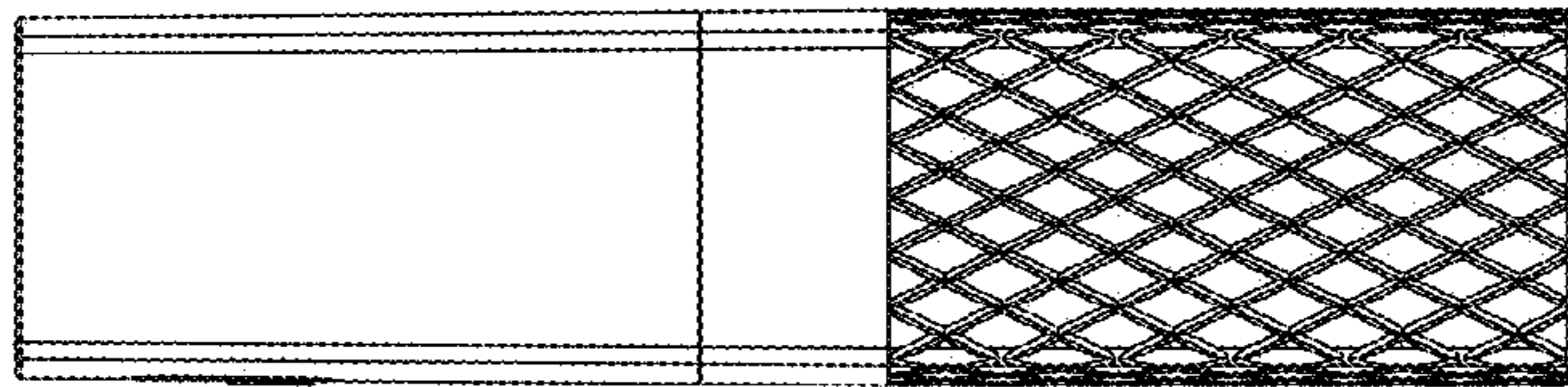


Fig. 6