



US00D703131S

(12) **United States Design Patent**  
**Cambon et al.**

(10) **Patent No.:** **US D703,131 S**  
(45) **Date of Patent:** **\*\* Apr. 22, 2014**

(54) **PNEUMATIC TIRE**

(56) **References Cited**

(71) Applicants: **Compagnie General des  
Etablissements Michelin,**  
Clermont-Ferrand (FR); **Michelin  
Recherche et Technique S.A.,**  
Granges-Paccot (CH)

(72) Inventors: **Stéphanie Cambon,** Chamalieres (FR);  
**Fabien Marlier,** Clermont-Ferrand (FR);  
**Benjamin Quantinet,** Clermont-Ferrand  
(FR)

(73) Assignees: **Compagnie Generale des  
Etablissements Michelin,**  
Clermont-Ferrand (FR); **Michelin  
Recherche et Technique, S.A.,**  
Granges-Paccot (CH)

U.S. PATENT DOCUMENTS

D333,455 S *	2/1993	Himuro et al. ....	D12/565
D338,180 S *	8/1993	Consolacion et al. ....	D12/564
D354,029 S *	1/1995	Voigt et al. ....	D12/564
D362,420 S *	9/1995	Heinen et al. ....	D12/564
D485,230 S *	1/2004	Williams .....	D12/564
D512,682 S *	12/2005	Krenz et al. ....	D12/564
D583,753 S *	12/2008	Licht et al. ....	D12/565
D672,708 S *	12/2012	Corsi et al. ....	D12/564
D689,814 S *	9/2013	Cambon et al. ....	D12/564

\* cited by examiner

*Primary Examiner* — Stacia Cadmus  
(74) *Attorney, Agent, or Firm* — Dickinson-Wright LLP

(57) **CLAIM**  
The ornamental design for a pneumatic tire, as shown and described.

(\*\*) Term: **14 Years**

**DESCRIPTION**

(21) Appl. No.: **29/436,762**

FIG. 1 is a perspective view of a pneumatic tire showing our new design.

(22) Filed: **Nov. 8, 2012**

FIG. 2 is a front elevational view thereof.

(30) **Foreign Application Priority Data**

FIG. 3 is a side elevational view thereof, the other side being a mirror image; and,

May 11, 2012 (FR) ..... 12/2229

FIG. 4 is an enlarged perspective view thereof.

(51) **LOC (10) Cl.** ..... **12-15**

In the drawings, the broken lines defining the sidewall, inner bead and the unclaimed sidewall depict environmental subject matter that forms no part of the claimed design. The dash-dot lines represent the peripheral boundary between the claimed tire tread and unclaimed sidewall.

(52) **U.S. Cl.**

USPC ..... **D12/564**

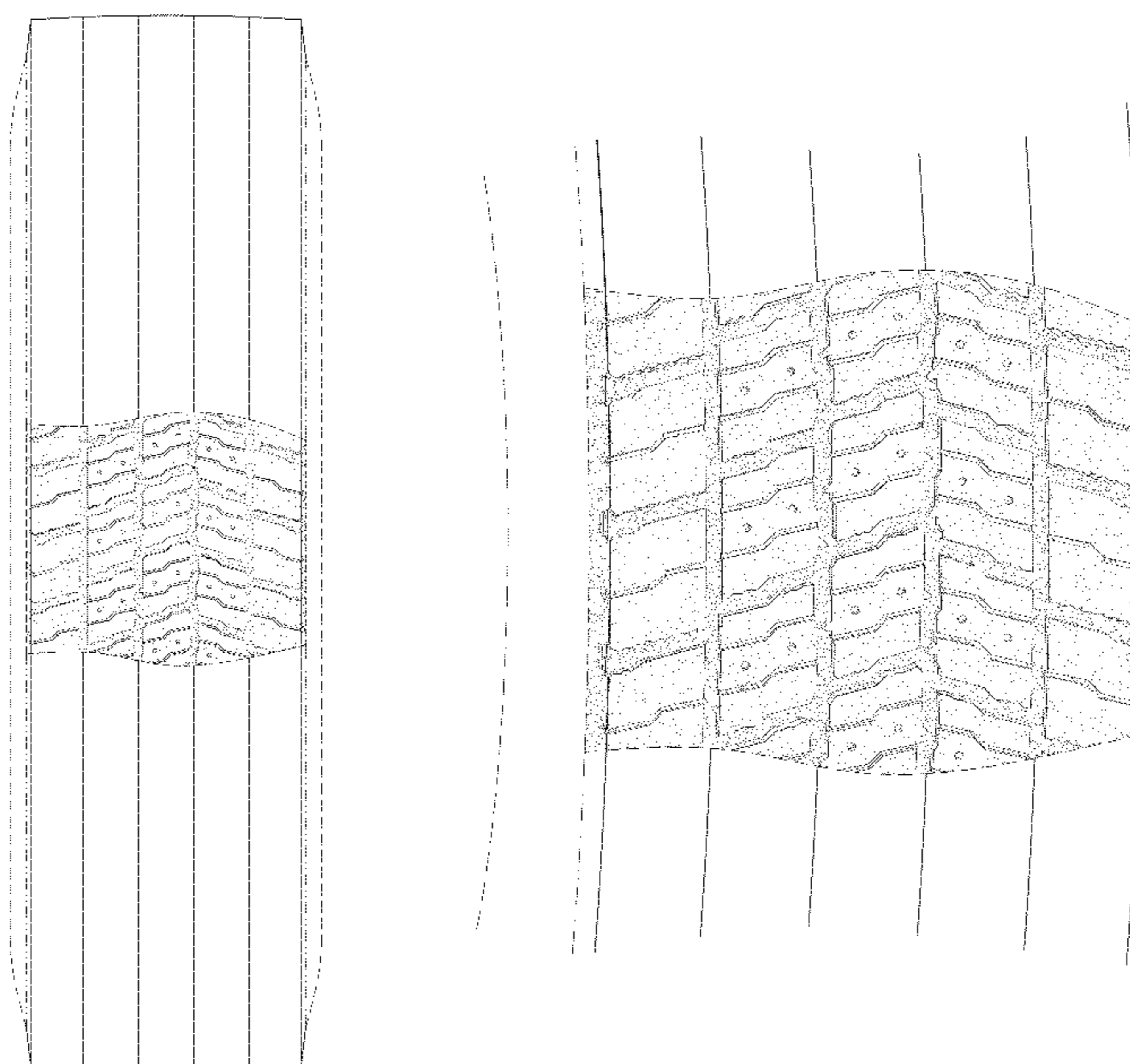
The tread pattern is understood to repeat uniformly throughout the circumference of the tire, as shown schematically in solid lines.

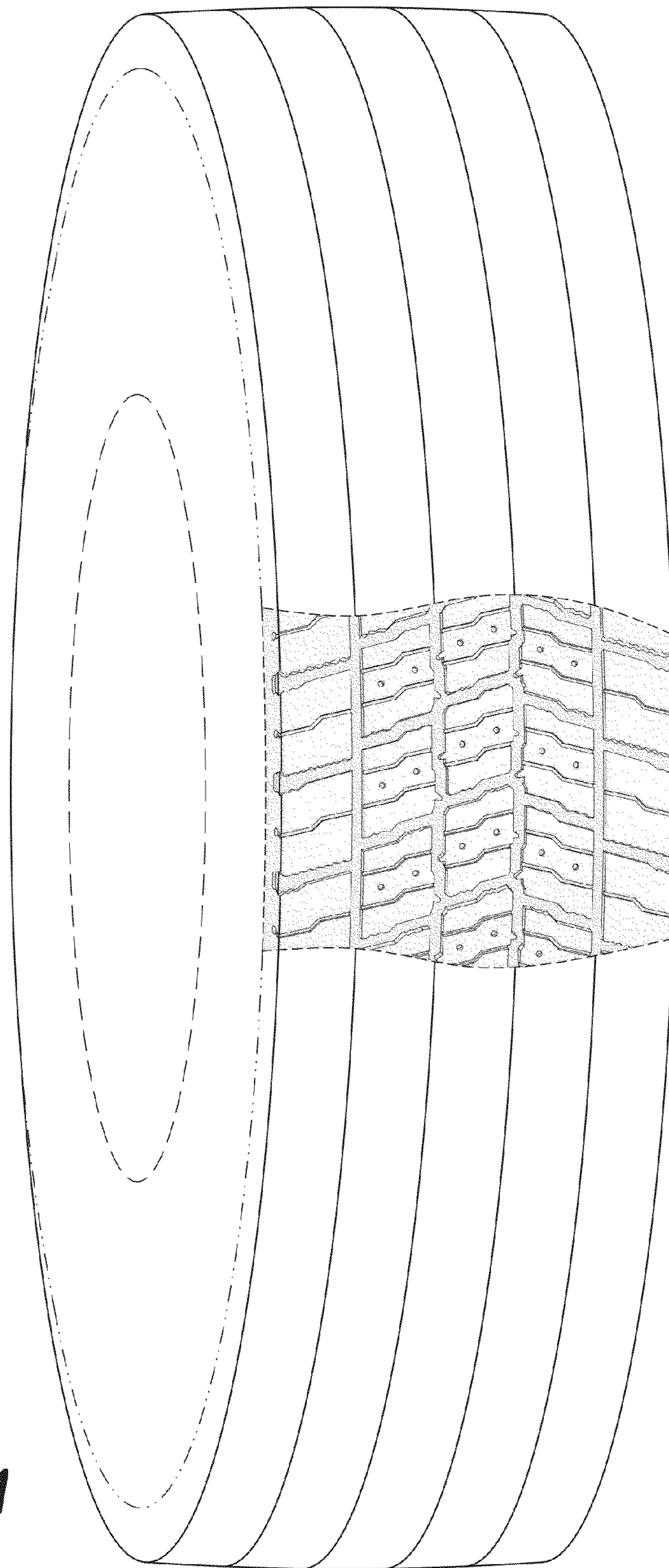
(58) **Field of Classification Search**

USPC ..... D12/533–567, 900–901, 601;  
152/209.1–209.9, 209.11–209.19,  
152/209.21–209.28, 455

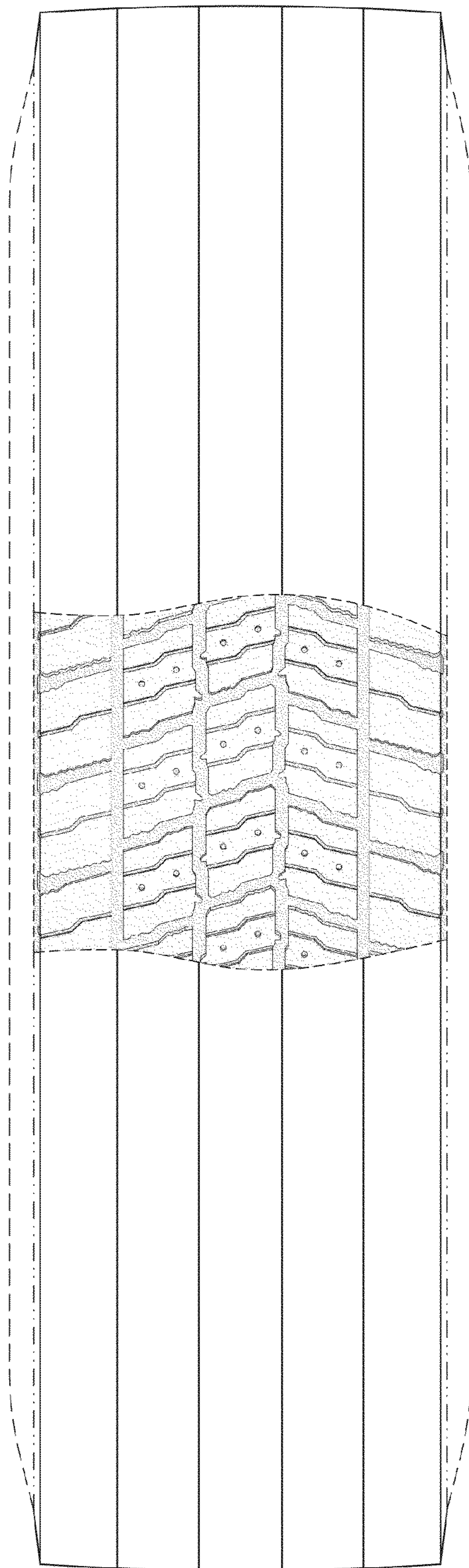
See application file for complete search history.

**1 Claim, 4 Drawing Sheets**

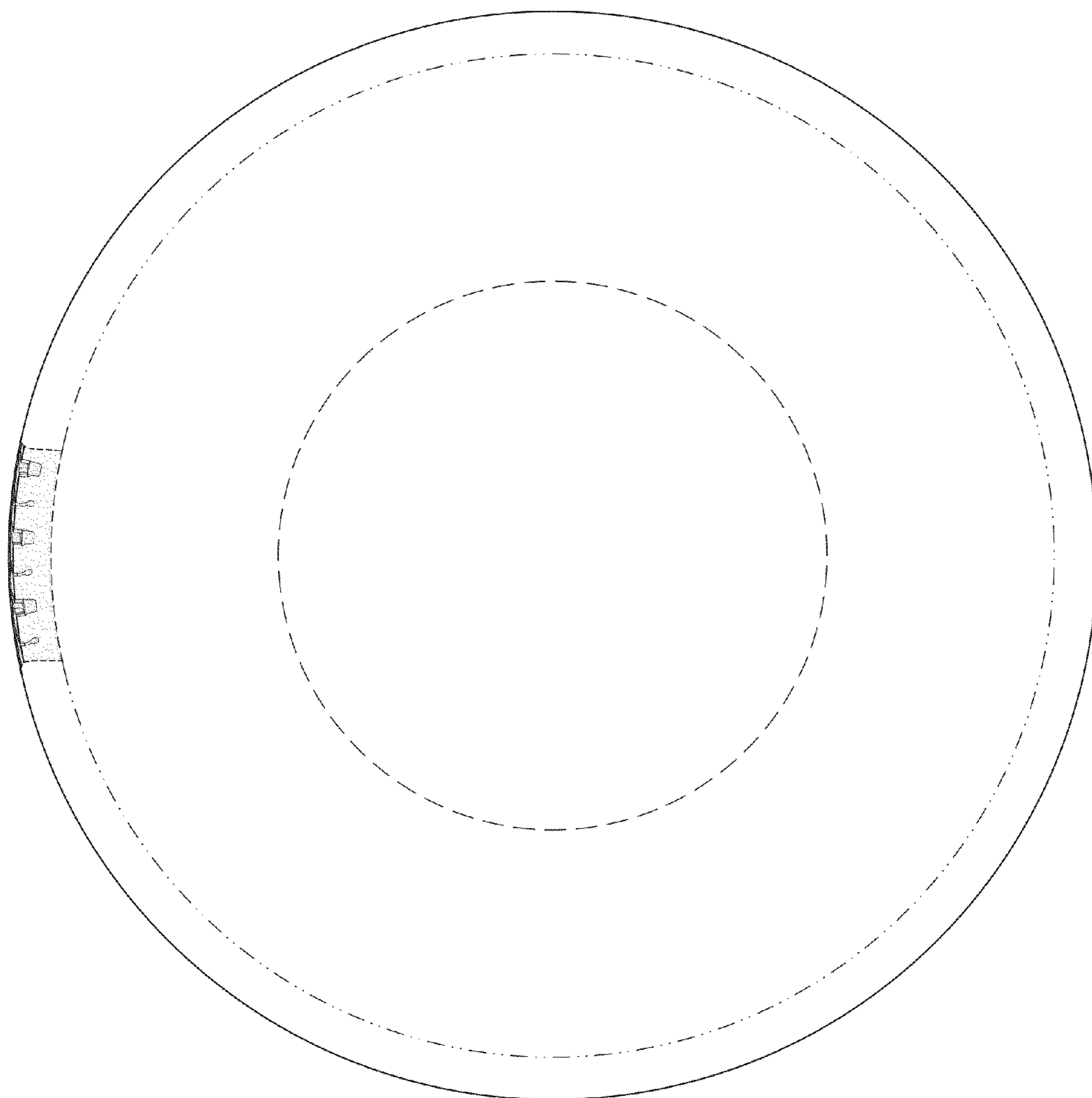




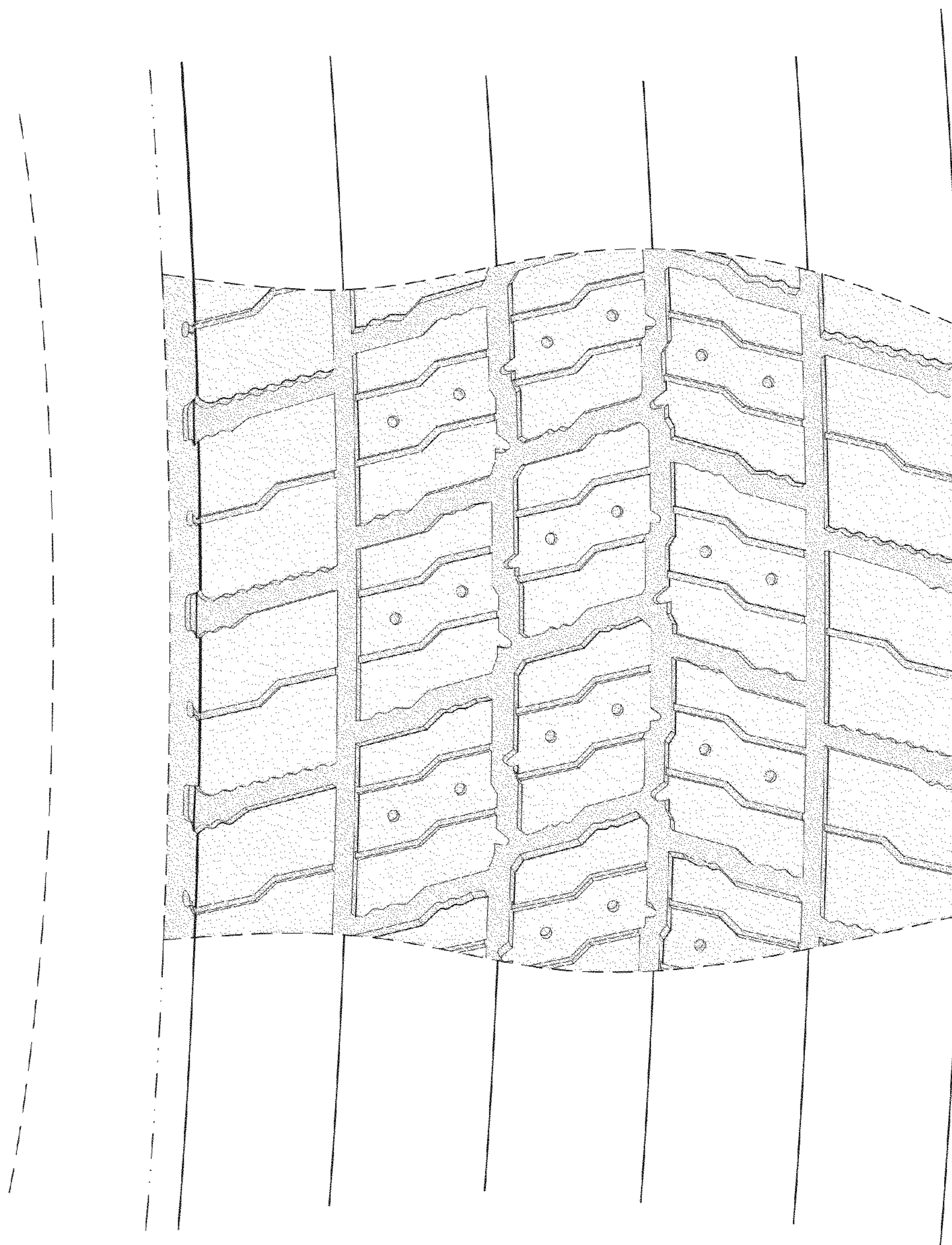
**FIG. 1**



**FIG. 2**



**FIG. 3**



**FIG. 4**