



US00D703117S

(12) **United States Design Patent**
Osborne et al.

(10) **Patent No.:** **US D703,117 S**
(45) **Date of Patent:** **** Apr. 22, 2014**

(54) **FRONT BUMPER**

FOREIGN PATENT DOCUMENTS

(71) Applicant: **Honda Motor Co., Ltd.**, Tokyo (JP)
(72) Inventors: **Art Osborne**, San Pedro, CA (US);
Matthew Mantz, Lake Forest, CA (US)

JP D1410881 S 4/2011
JP D1422681 S 10/2011
TW D139967 S 4/2011
TW D146600 S 4/2012
TW D157374 S 11/2013

(73) Assignee: **Honda Motor Co., Ltd.**, Tokyo (JP)

OTHER PUBLICATIONS

(**) Term: **14 Years**

Office Action issued on Jan. 17, 2014, issued in corresponding Taiwanese application No. 102303291, w/ English translation.
Taiwanese Search Report dated Jan. 9, 2014, issued in corresponding Taiwanese application No. 102303291.

(21) Appl. No.: **29/436,850**

* cited by examiner

(22) Filed: **Nov. 9, 2012**

(51) **LOC (10) Cl.** **12-16**

(52) **U.S. Cl.**
USPC **D12/169**

(58) **Field of Classification Search**
USPC D12/169, 216, 90-92, 86, 171, 196,
D12/163; 293/102, 113, 115, 117, 120;
296/180.1, 180.2

Primary Examiner — Melody Brown
(74) *Attorney, Agent, or Firm* — Westerman, Hattori,
Daniels & Adrian, LLP

See application file for complete search history.

(57) **CLAIM**
The ornamental design for a front bumper, as shown and described.

(56) **References Cited**


U.S. PATENT DOCUMENTS

D582,819 S * 12/2008 Miyazawa et al. D12/169
D619,514 S 7/2010 Syouji et al.
D637,120 S * 5/2011 Lamm et al. D12/169
D640,958 S 7/2011 Yokoi et al.
D668,594 S * 10/2012 Davidson et al. D12/169
D673,086 S * 12/2012 Frenzel et al. D12/169
D680,921 S * 4/2013 Jara D12/163
D682,169 S * 5/2013 Choi D12/169
D693,278 S * 11/2013 Morioka D12/169

DESCRIPTION

FIG. 1 is a left front perspective view of a front bumper showing our new design;
FIG. 2 is a front elevational view thereof;
FIG. 3 is a top plan view thereof; and,
FIG. 4 is a left side elevational view thereof.

1 Claim, 4 Drawing Sheets






FIG. 1




FIG. 2

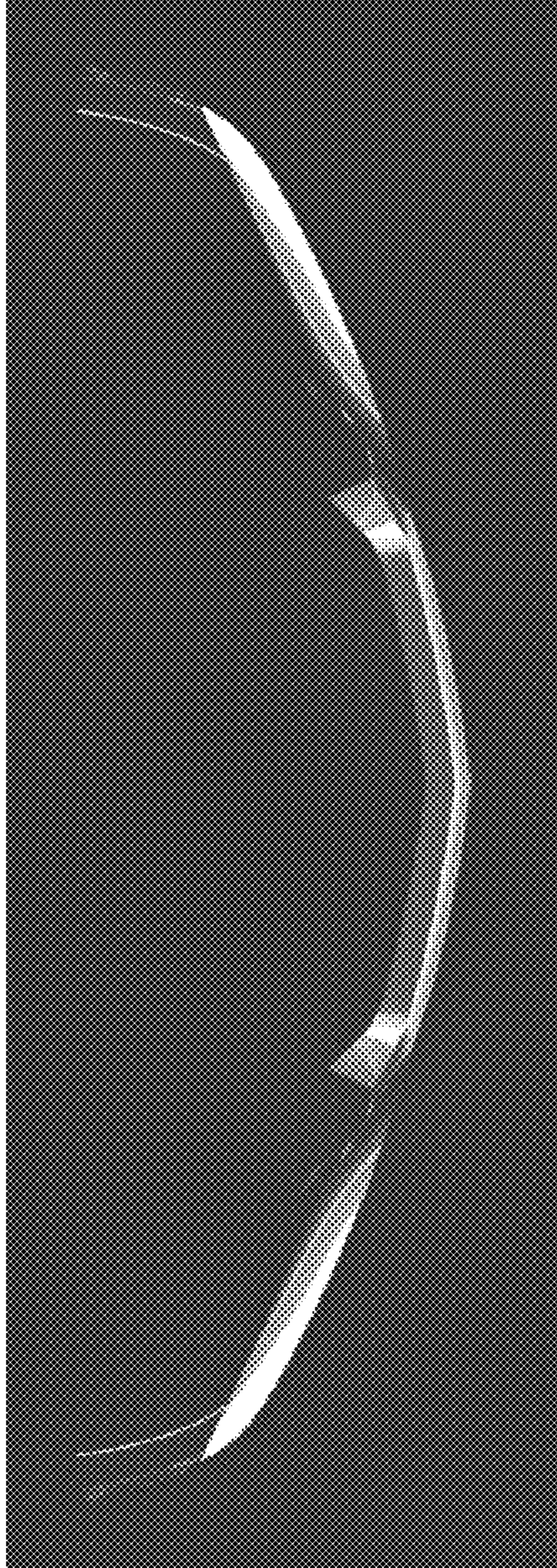


FIG. 3




FIG. 4