



US00D703113S

(12) **United States Design Patent**  
**Futschik et al.**

(10) **Patent No.:** **US D703,113 S**

(45) **Date of Patent:** **\*\* Apr. 22, 2014**

(54) **REAR PORTION OF A VEHICLE, TOY,  
AND/OR REPLICAS THEREOF**

*Primary Examiner* — Melody Brown

(74) *Attorney, Agent, or Firm* — Crowell & Moring LLP

(75) Inventors: **Hans-Dieter Futschik**, Stuttgart (DE);  
**Robert Lesnik**, Stuttgart (DE); **Gorden  
Wagener**, Stuttgart (DE)

(57) **CLAIM**

The ornamental design for a rear portion of a vehicle, toy,  
and/or replicas thereof, as shown and described.

(73) Assignee: **Daimler AG**, Stuttgart (DE)

(\*\*) Term: **14 Years**

**DESCRIPTION**

(21) Appl. No.: **29/419,076**

This application contains subject matter related to the follow-  
ing co-pending U.S. design patent applications:

(22) Filed: **Apr. 25, 2012**

Application Ser. No. 29/419,073, filed herewith and entitled  
“Vehicle, Toy, and/or Replicas Thereof”;

(30) **Foreign Application Priority Data**

Oct. 26, 2011 (DE) ..... 40 2011 005 283

Application Ser. No. 29/419,078, filed herewith and entitled  
“Rear Portion of a Vehicle, Toy, and/or Replicas Thereof”;

(51) **LOC (10) Cl.** ..... **12-16**

Application Ser. No. 29/419,082, filed herewith and entitled  
“Taillight for a Vehicle”;

(52) **U.S. Cl.**

USPC ..... **D12/164**

Application Ser. No. 29/419,083, filed herewith and entitled  
“Taillight for a Vehicle”;

(58) **Field of Classification Search**

USPC ..... D12/86, 90–92, 162; D21/424, 433,  
D21/434; 296/181.1, 181.5

Application Ser. No. 29/419,085, filed herewith and entitled  
“Rear Bumper for a Vehicle”; and

See application file for complete search history.

Application Ser. No. 29/419,090, filed herewith and entitled  
“Trunk Lid for a Vehicle”.

(56) **References Cited**

FIG. 1 is a left perspective view of a rear portion of a vehicle,  
toy, and/or replicas thereof according to our design;

FIG. 2 is a front view thereof;

**U.S. PATENT DOCUMENTS**

D514,027 S 1/2006 Pfeiffer et al.  
D560,556 S \* 1/2008 Pfeiffer et al. .... D12/92  
D634,677 S \* 3/2011 Futschik et al. .... D12/164  
D664,482 S \* 7/2012 Futschik et al. .... D12/164

FIG. 3 is a left side view thereof;

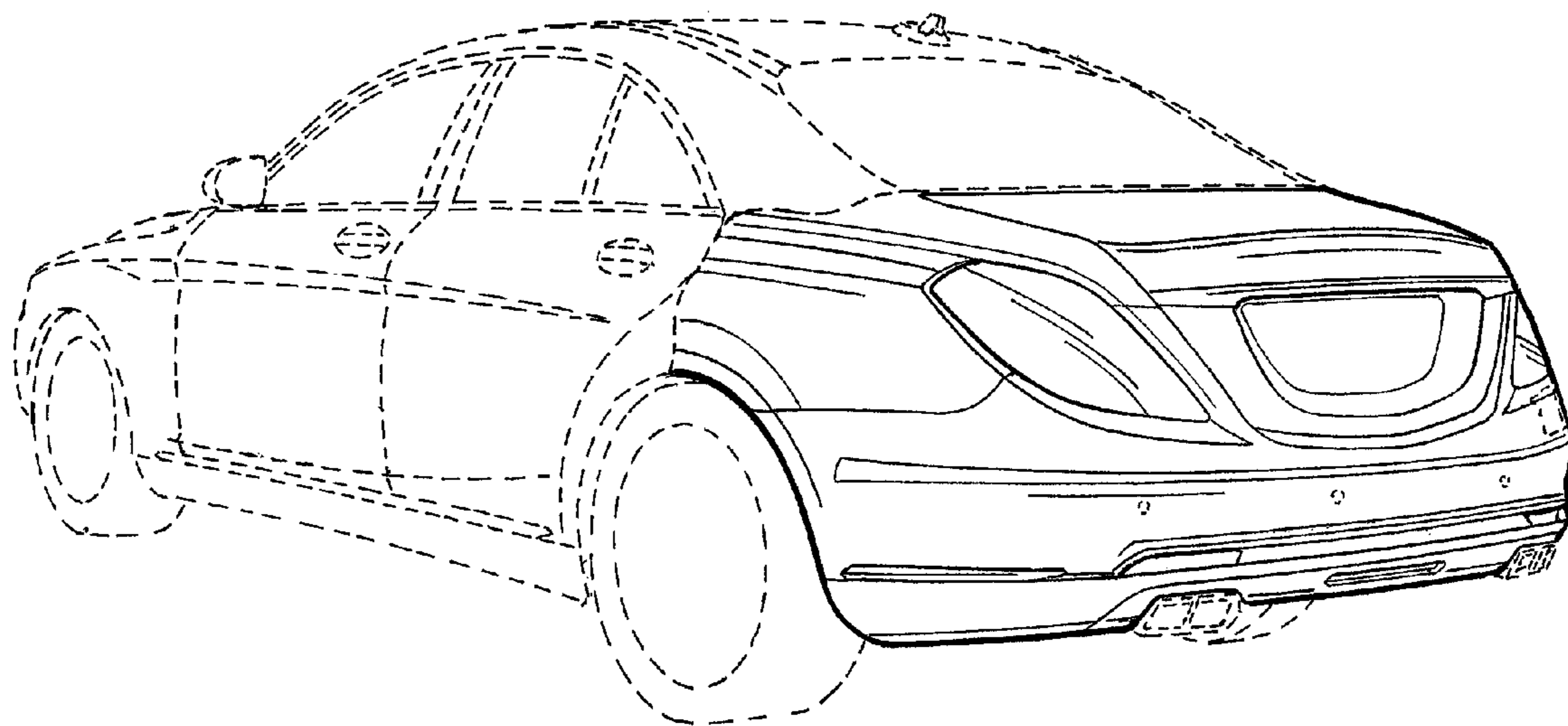
FIG. 4 is a right side view thereof; and,

FIG. 5 is a top view thereof.

The broken lines are for illustrative purposes only and form  
no part of the claimed design.

\* cited by examiner

**1 Claim, 4 Drawing Sheets**



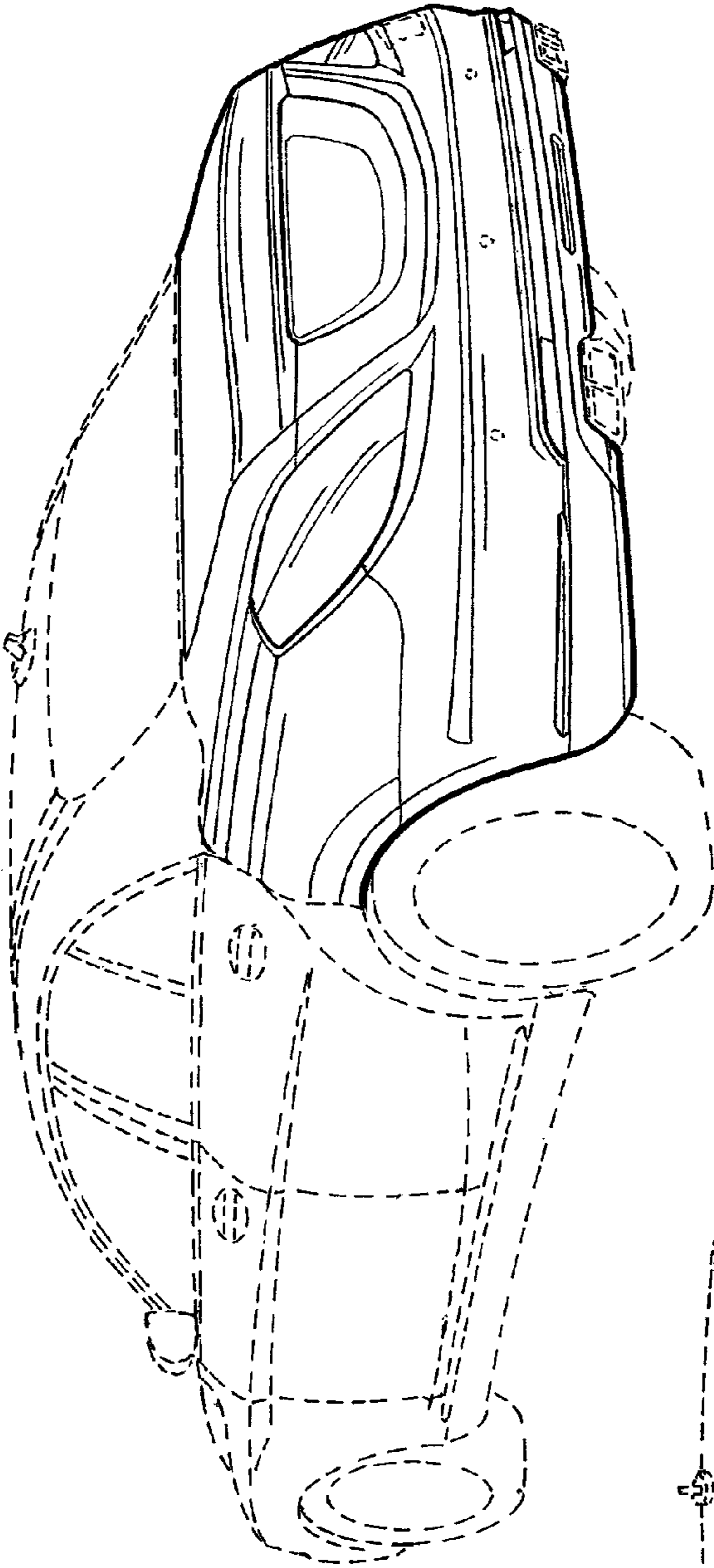


FIG. 1

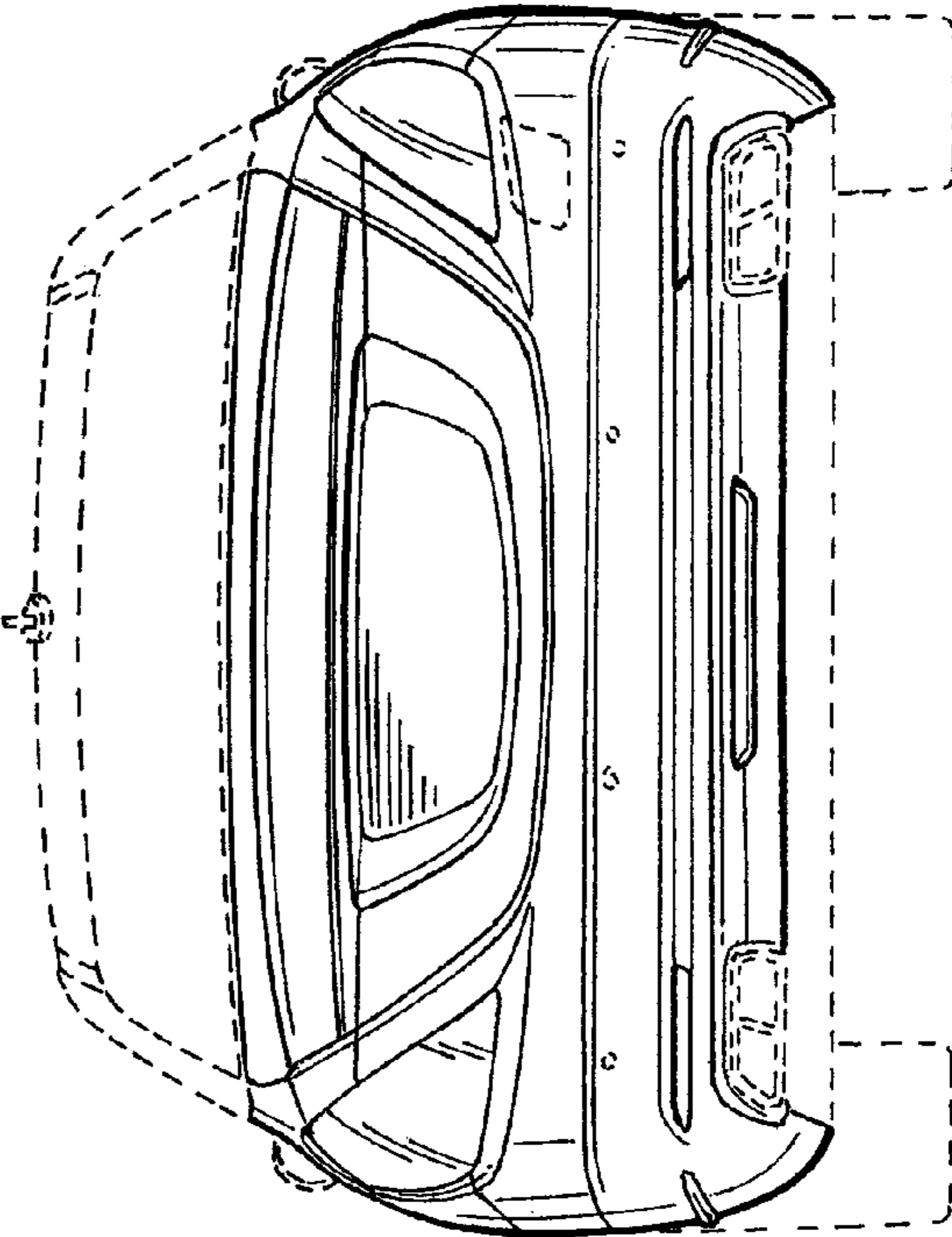


FIG. 2

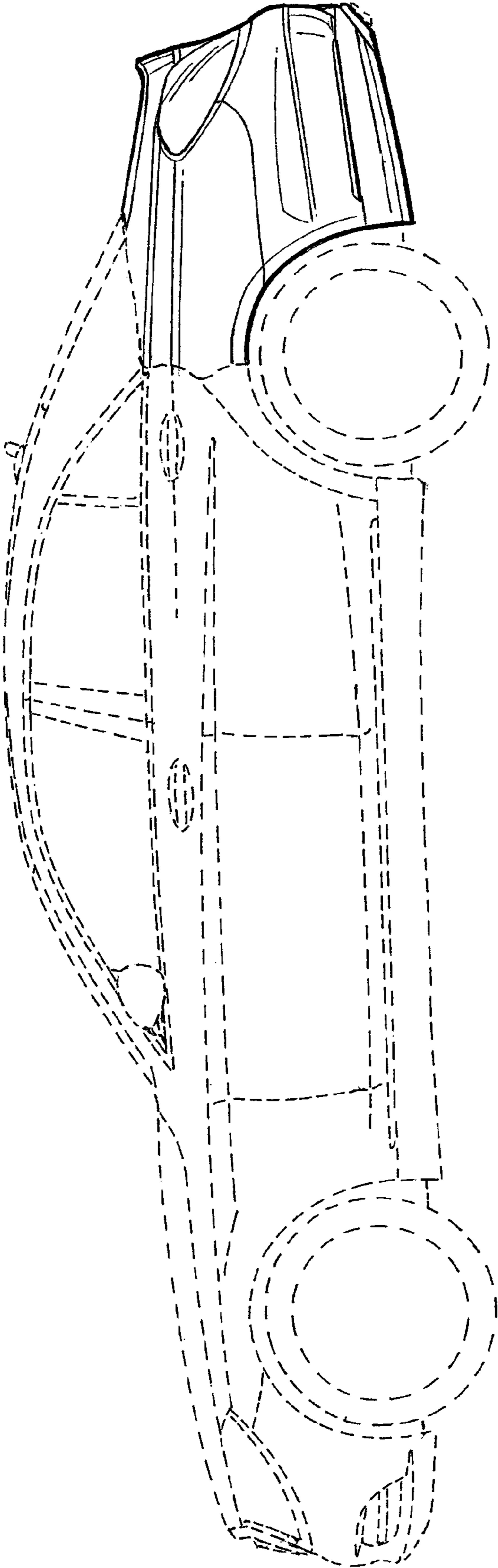


FIG. 3

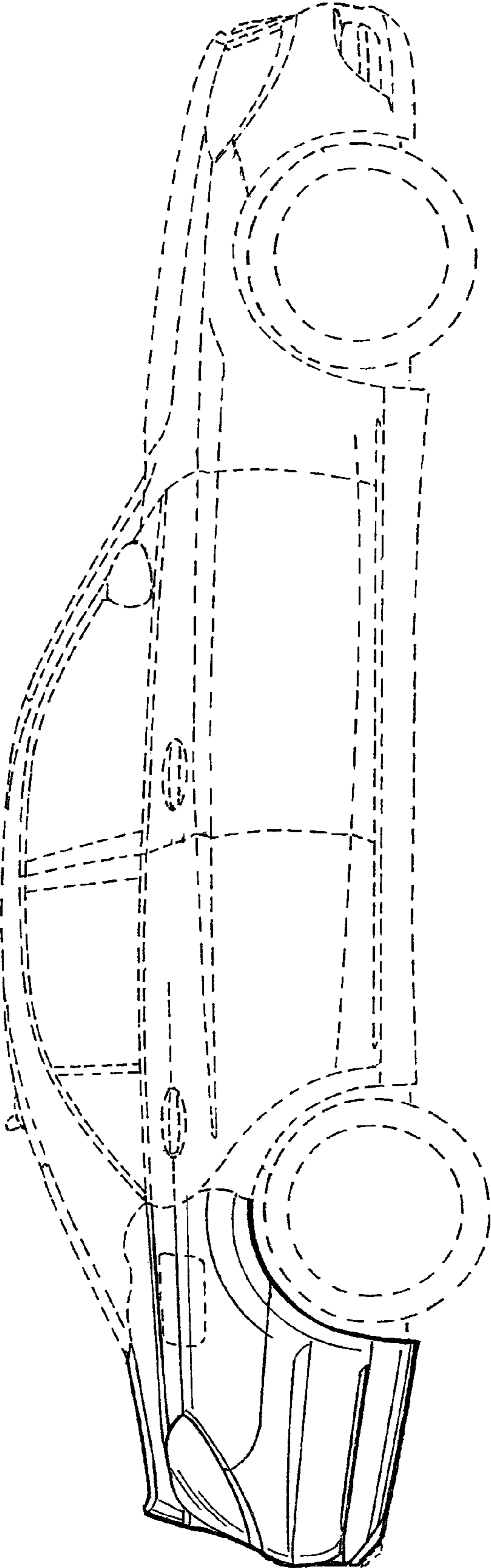


FIG. 4

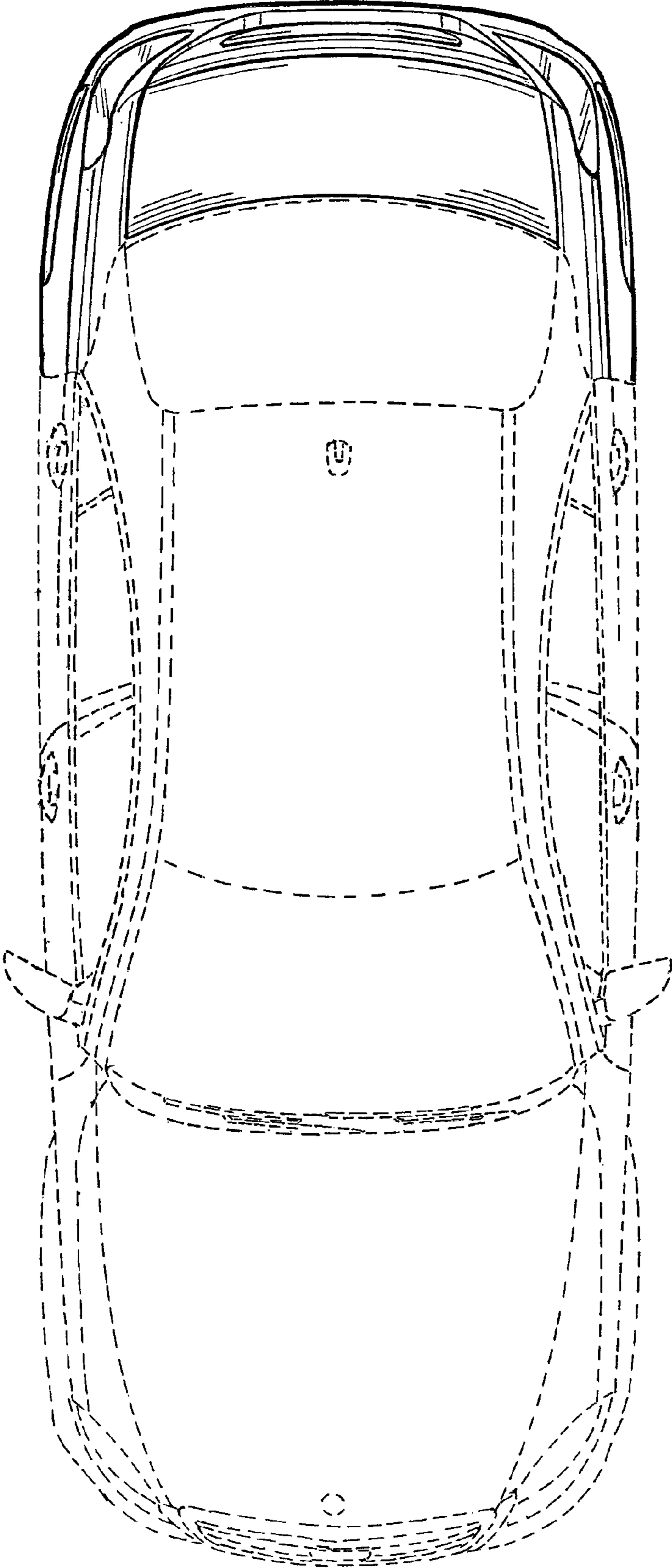


FIG. 5