



US00D703108S

(12) **United States Design Patent**
Futschik et al.

(10) **Patent No.:** **US D703,108 S**
(45) **Date of Patent:** **** Apr. 22, 2014**

(54) **RADIATOR GRILL FOR A VEHICLE**

(75) Inventors: **Hans-Dieter Futschik**, Stuttgart (DE);
Robert Lesnik, Stuttgart (DE); **Gorden Wagener**, Stuttgart (DE)

(73) Assignee: **Daimler AG**, Stuttgart (DE)

(**) Term: **14 Years**

(21) Appl. No.: **29/419,087**

(22) Filed: **Apr. 25, 2012**

(30) **Foreign Application Priority Data**

Oct. 28, 2011 (DE) 402011005330

(51) **LOC (10) Cl.** **12-16**

(52) **U.S. Cl.**
USPC **D12/163**

(58) **Field of Classification Search**
USPC D12/163, 196, 171, 169, 216, 90-92,
D12/86; 180/68.1, 68.6; 296/193.11
See application file for complete search history.

(56) **References Cited**

U.S. PATENT DOCUMENTS

D513,212 S	12/2005	Pfeiffer et al.	
D514,027 S	1/2006	Pfeiffer et al.	
D587,637 S *	3/2009	Pfeiffer	D12/164
D589,413 S *	3/2009	Pfeiffer	D12/163
D596,088 S *	7/2009	Camacho et al.	D12/163
D598,818 S *	8/2009	Bauer et al.	D12/163

D615,463 S *	5/2010	Frei et al.	D12/163
D635,897 S *	4/2011	Frei et al.	D12/163
D692,804 S *	11/2013	Song et al.	D12/163

* cited by examiner

Primary Examiner — Melody Brown

(74) *Attorney, Agent, or Firm* — Crowell & Moring LLP

(57) **CLAIM**

The ornamental design for a radiator grill for a vehicle, as shown and described.

DESCRIPTION

This application contains subject matter related to the following co-pending U.S. design patent applications:

Application Ser. No. 29/419,073, filed herewith and entitled "Vehicle, Toy, and/or Replicas Thereof";

Application Ser. No. 29/419,074, filed herewith and entitled "Front Portion of a Vehicle, Toy, and/or Replicas Thereof";

Application Ser. No. 29/419,075, filed herewith and entitled "Front Portion of a Vehicle, Toy, and/or Replicas Thereof";

and

Application Ser. No. 29/419,088, filed herewith and entitled "Radiator Grill for a Vehicle".

FIG. 1 is a left perspective view of a radiator grill for a vehicle according to our design, the right perspective view being mirror symmetrical;


FIG. 2 is a front view thereof;

FIG. 3 is a top view thereof; and,

FIG. 4 is a right side view thereof, the left side view being mirror symmetrical.

The broken lines are for illustrative purposes only and form no part of the claimed design.

1 Claim, 2 Drawing Sheets



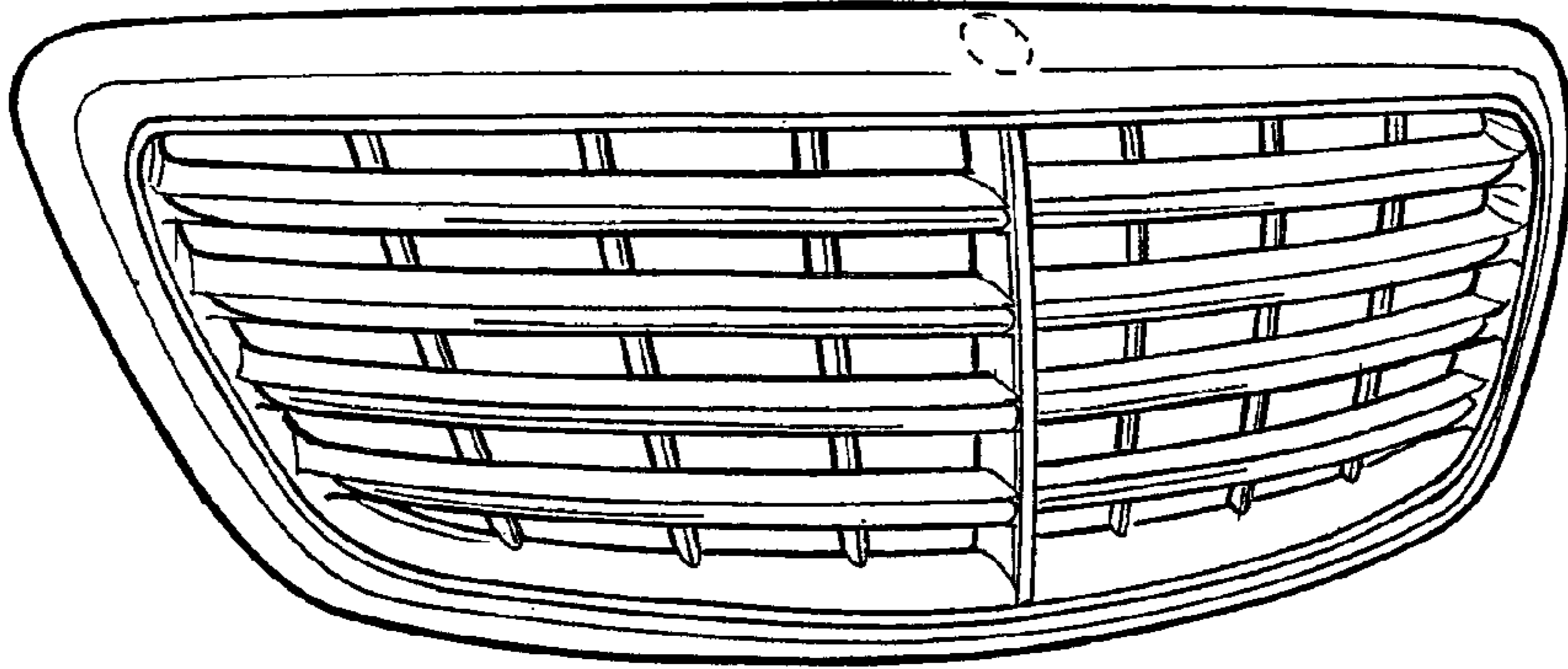


FIG. 1

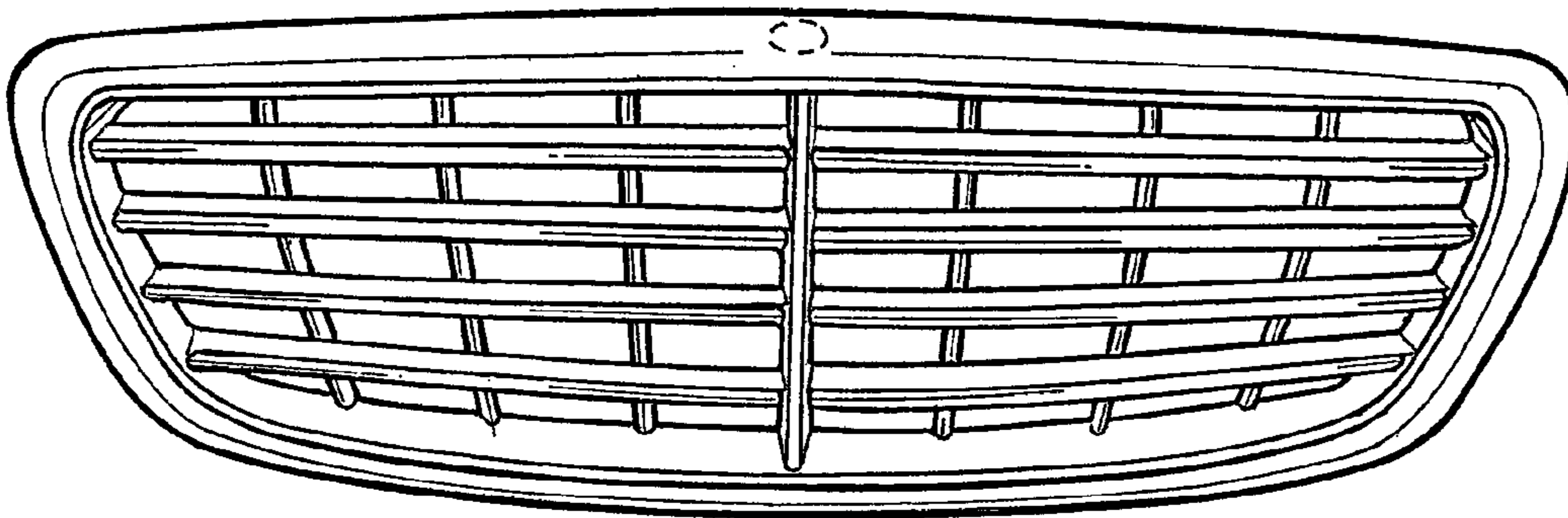


FIG. 2

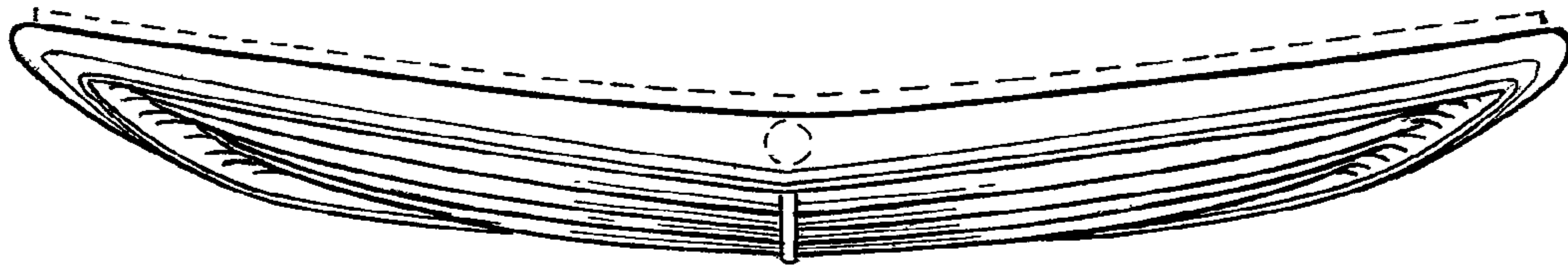


FIG. 3

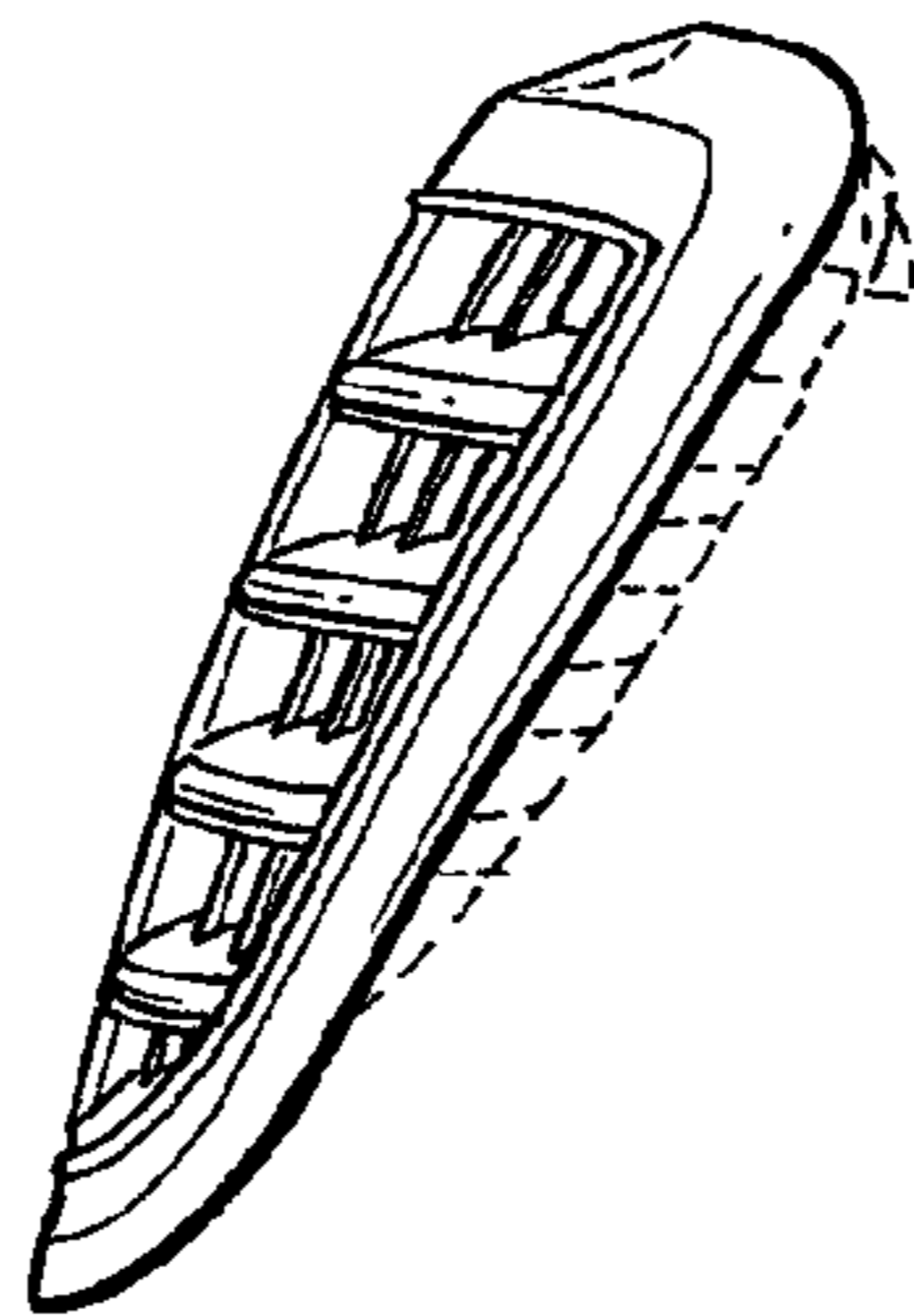


FIG. 4