



US00D703106S

(12) **United States Design Patent**
Deighton

(10) **Patent No.:** **US D703,106 S**
(45) **Date of Patent:** **** Apr. 22, 2014**

(54) **SEMI TRAILER UNDER-RUN PROTECTION DEVICE**

7,533,896 B2 * 5/2009 Zhang et al. 280/491.1
D594,386 S * 6/2009 Jorgensen et al. D12/106
8,075,041 B2 * 12/2011 Diniz 296/100.01

(75) Inventor: **Malcolm Deighton**, Portland, OR (US)

* cited by examiner

(73) Assignee: **Sapa Extrusions, Inc.**, Rosemont, IL (US)

Primary Examiner — Katrina A Betton

(74) *Attorney, Agent, or Firm* — Loeb & Loeb LLP

(**) Term: **14 Years**

(57) **CLAIM**

The ornamental design for an semi trailer under-run protection device, as shown and described.

(21) Appl. No.: **29/416,584**

DESCRIPTION

(22) Filed: **Mar. 23, 2012**

(51) **LOC (10) Cl.** **12-10**

(52) **U.S. Cl.**
USPC **D12/106**

(58) **Field of Classification Search**

USPC D12/100–106, 19, 129; D21/425, 435;
D34/21–26, 12, 16; 280/204, 205, 63,
280/475, 482, 647; 296/168, 180, 180.2,
296/10, 61, 100.01–100.08

See application file for complete search history.

FIG. 1 is a first perspective view of a semi trailer under-run protection device showing our new design;
FIG. 2 is a second perspective view of a semi trailer under-run protection device showing our new design;
FIG. 3 is a front view of the semi trailer under-run protection device of FIG. 1;
FIG. 4 is a rear view of the semi trailer under-run protection device of FIG. 1;
FIG. 5 is a top view of the semi trailer under-run protection device of FIG. 1;
FIG. 6 is a bottom view of the semi trailer under-run protection device of FIG. 1;
FIG. 7 is a left side view of the semi trailer under-run protection device of FIG. 1; and,
FIG. 8 is a right side view of the semi trailer under-run protection device of FIG. 1.

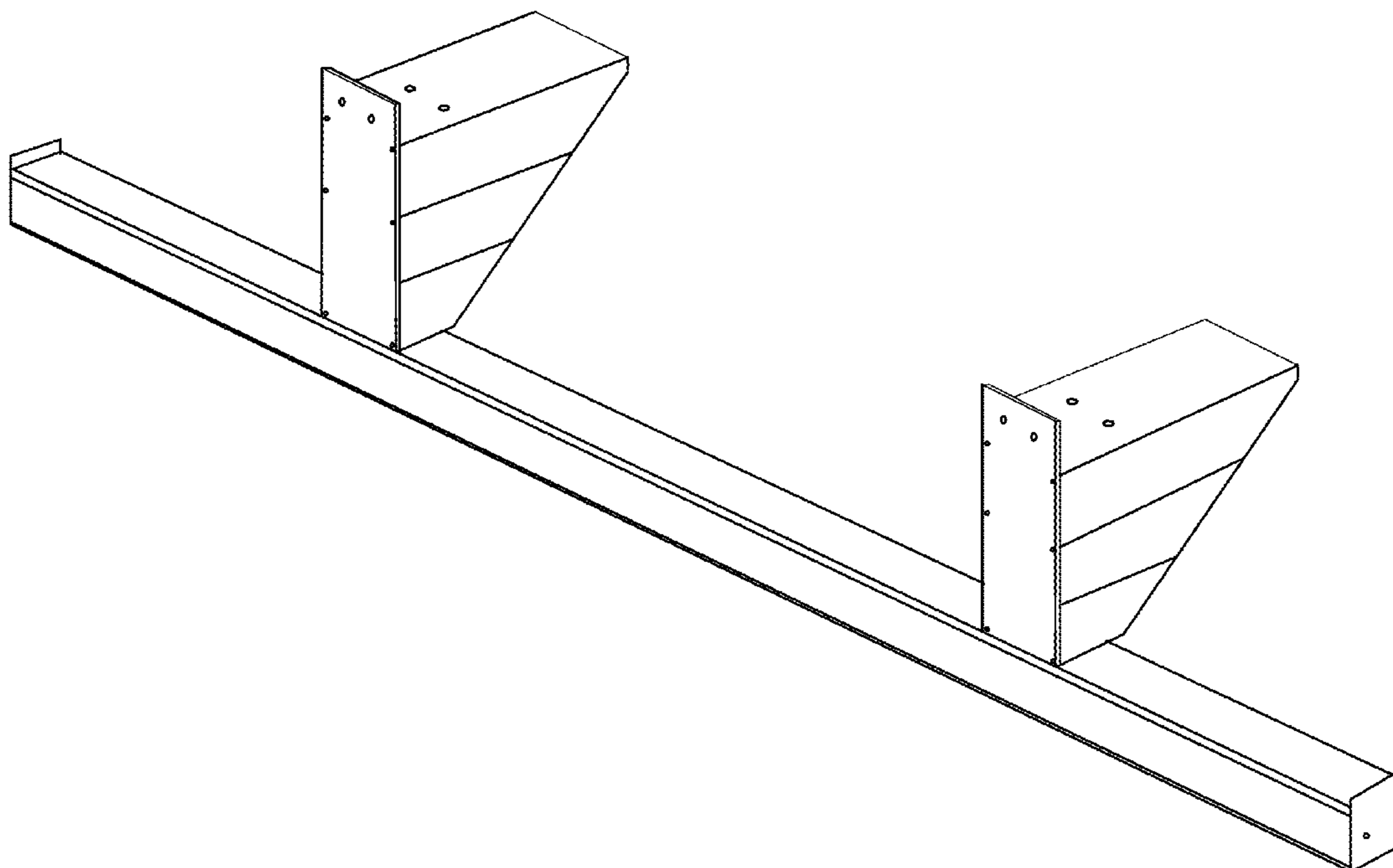
The broken lines depicted in the foregoing figures are for purposes of illustration only, and form no part of the claimed design.

(56) **References Cited**

U.S. PATENT DOCUMENTS

D208,537 S * 9/1967 Nyssen D34/23
D377,700 S * 1/1997 Butler D34/28
D475,829 S * 6/2003 DiStaulo D34/28
D488,905 S * 4/2004 DiStaulo D34/28
D503,838 S * 4/2005 Archambault D34/23

1 Claim, 8 Drawing Sheets



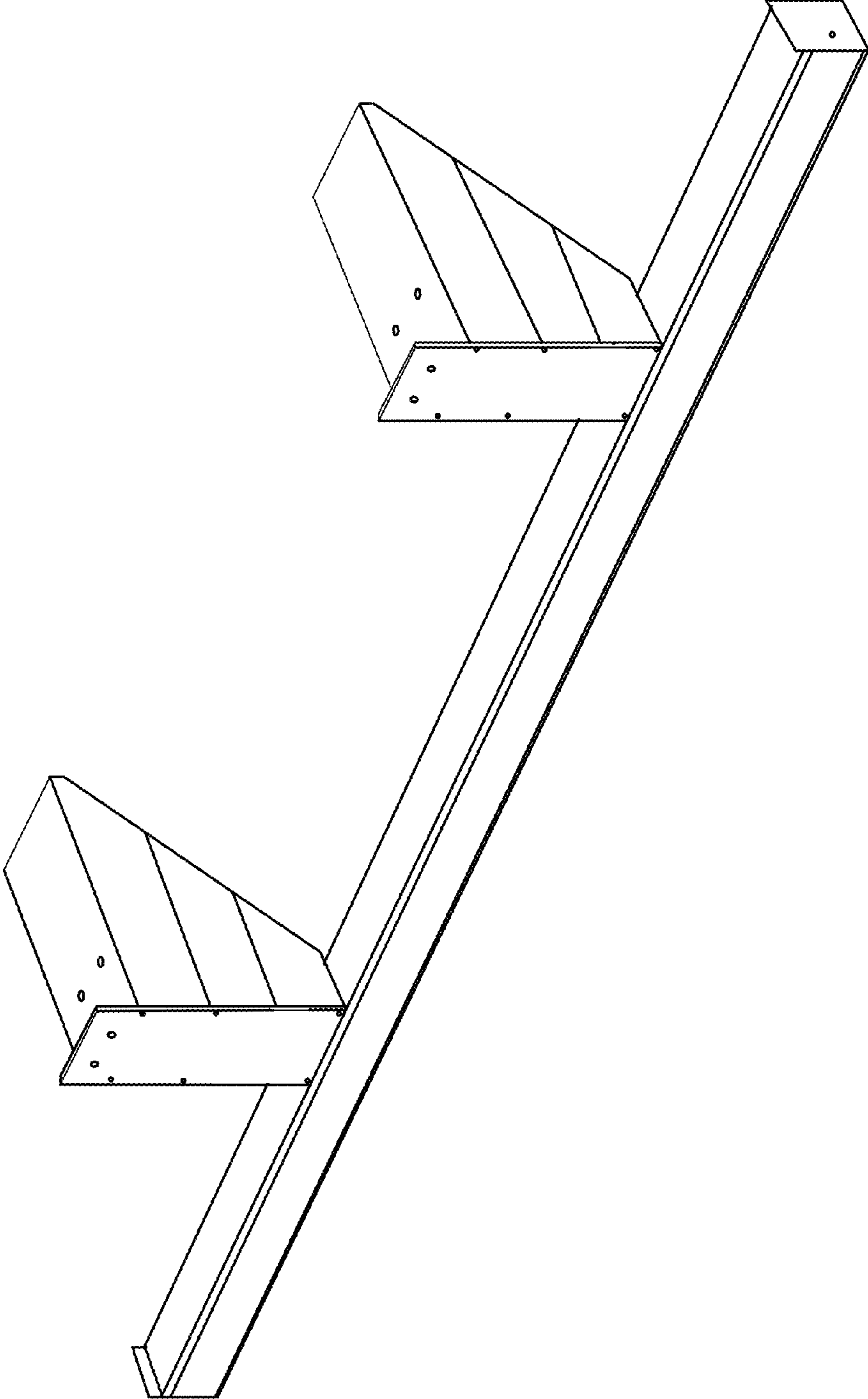


FIG. 1

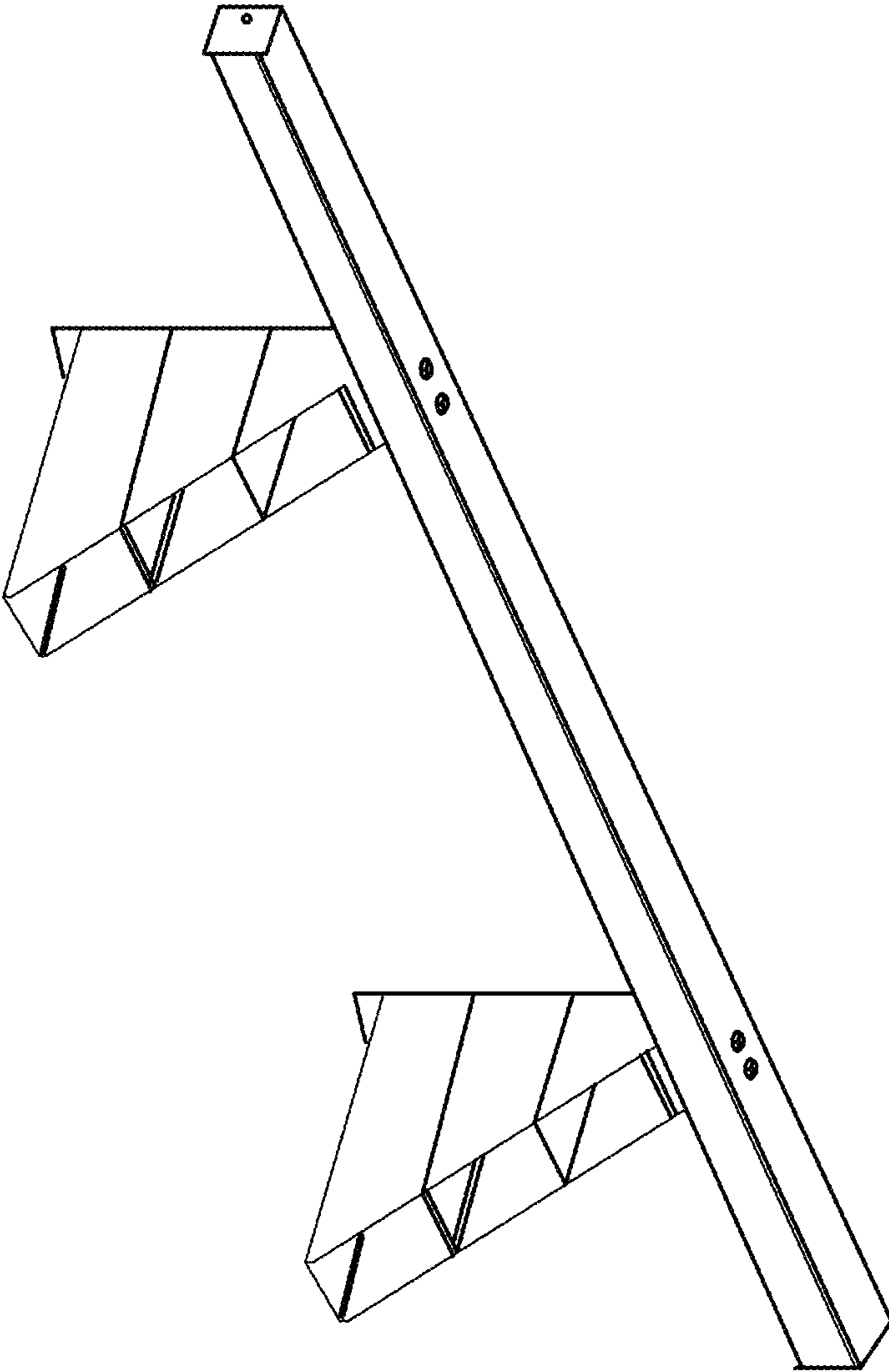


FIG. 2




FIG. 3

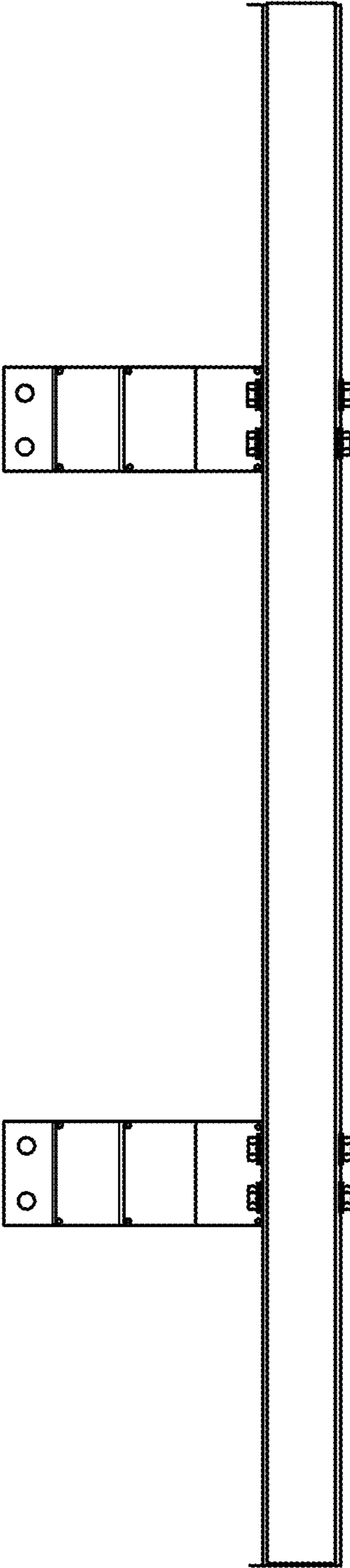


FIG. 4




FIG. 5




FIG. 6

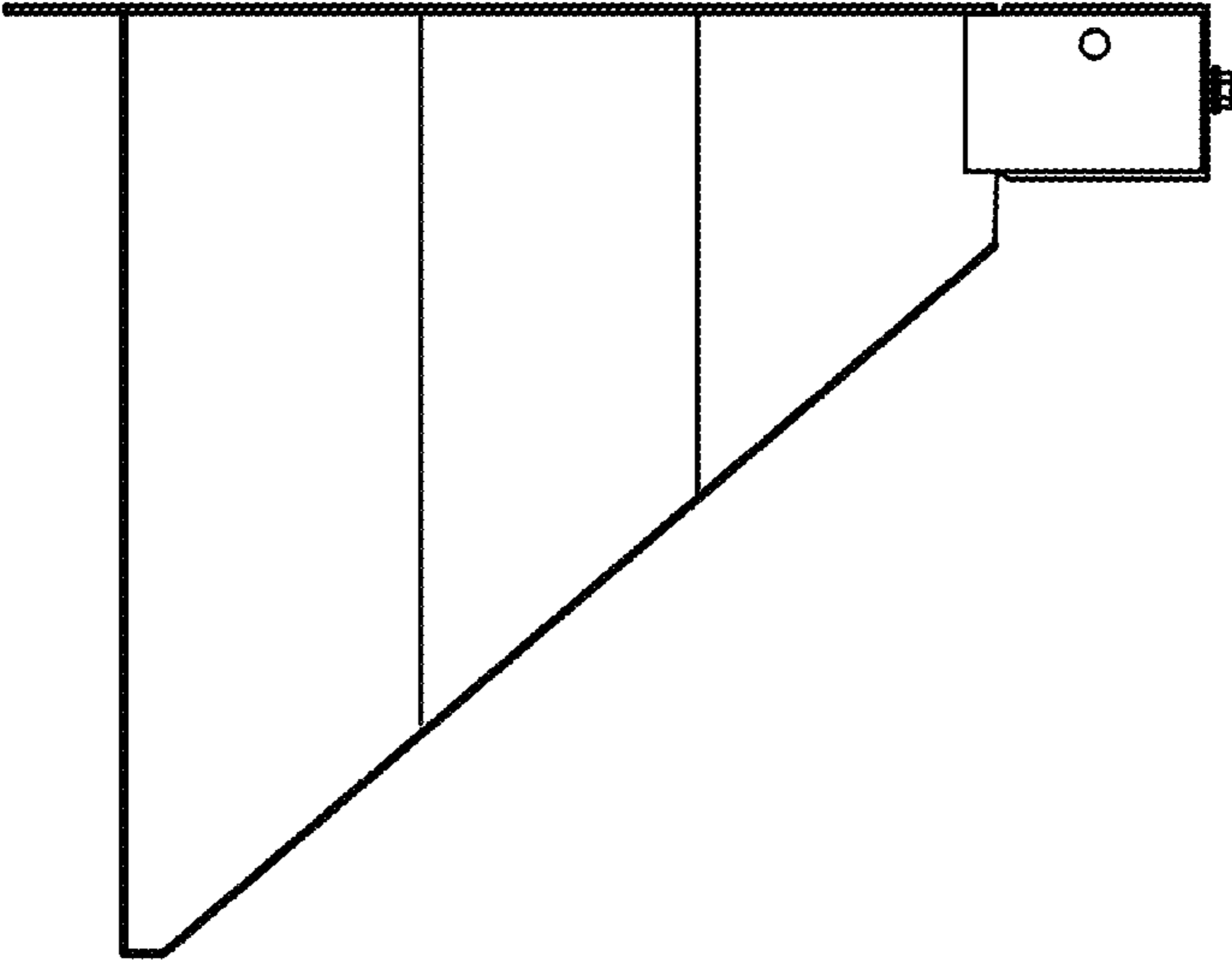
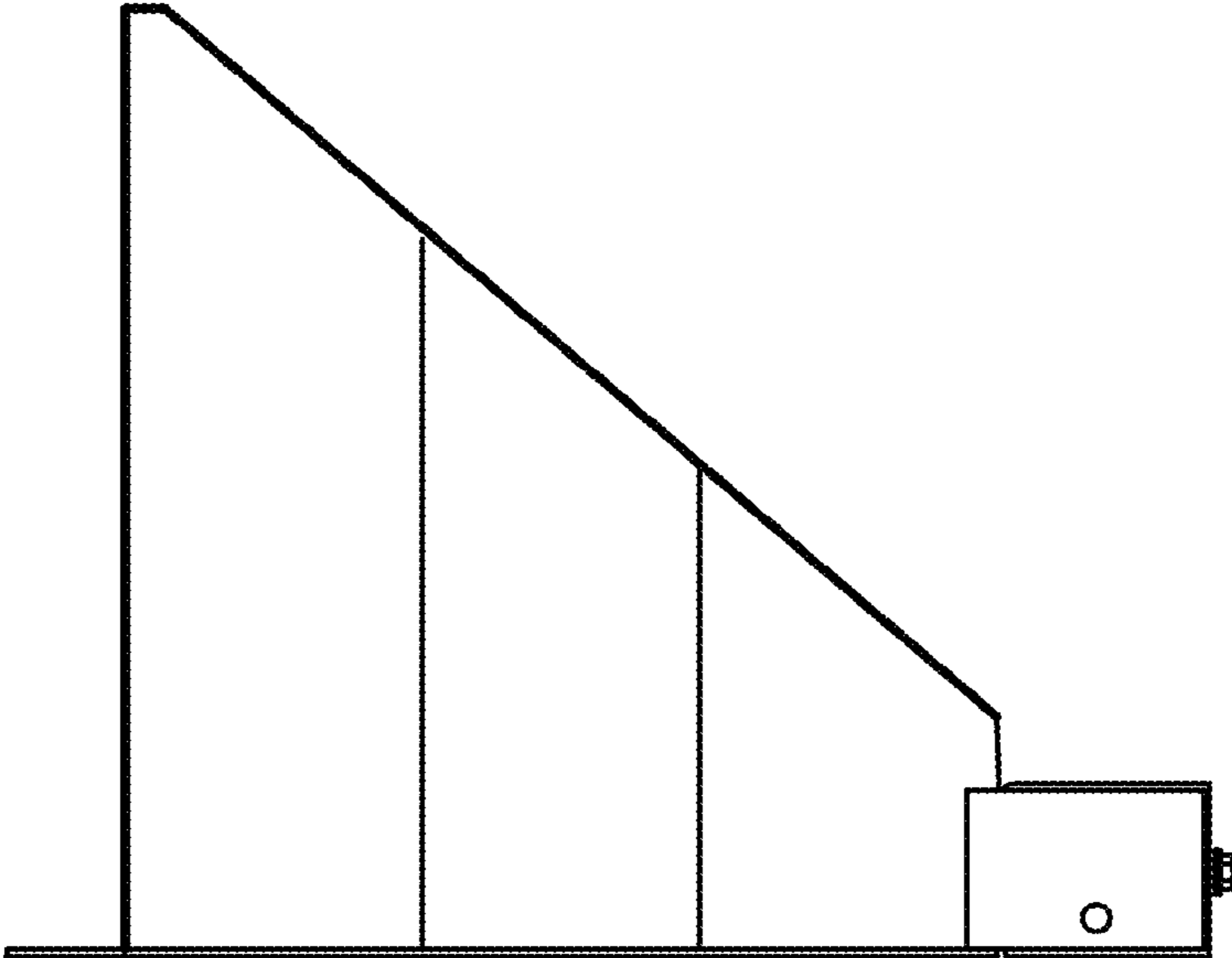


FIG. 7

FIG. 8



UNITED STATES PATENT AND TRADEMARK OFFICE
CERTIFICATE OF CORRECTION

PATENT NO. : D703,106 S
APPLICATION NO. : 29/416584
DATED : April 22, 2014
INVENTOR(S) : Malcolm Deighton

Page 1 of 1

It is certified that error appears in the above-identified patent and that said Letters Patent is hereby corrected as shown below:

Title Page

Item (73), please delete "Extrusions" and insert --Extrusions--.

Signed and Sealed this
Seventh Day of October, 2014



Michelle K. Lee
Deputy Director of the United States Patent and Trademark Office