



US00D703086S

(12) **United States Design Patent**  
**Calvani**

(10) **Patent No.:** **US D703,086 S**

(45) **Date of Patent:** **\*\* Apr. 22, 2014**

(54) **BRACELET**

(75) Inventor: **Maria Cristina Calvani**, Coligny (CH)

(73) Assignee: **Rolex Watch U.S.A., Inc.**, New York, NY (US)

(\*\*) Term: **14 Years**

(21) Appl. No.: **29/401,883**

(22) Filed: **Sep. 16, 2011**

(30) **Foreign Application Priority Data**

Mar. 16, 2011 (CH) ..... 137819

(51) **LOC (10) Cl.** ..... **11-01**

(52) **U.S. Cl.**  
USPC ..... **D11/3**

(58) **Field of Classification Search**  
USPC ..... D11/1-25, 26-39; 63/3, 3.1, 3.2, 5,  
63/15.1-15.4, 15.45, 15.5, 15.6, 15.65;  
D10/32, 38

See application file for complete search history.

(56) **References Cited**

**U.S. PATENT DOCUMENTS**

D78,958 S \* 7/1929 Wewetzer ..... D10/32  
D340,879 S \* 11/1993 French ..... D11/6  
D441,682 S \* 5/2001 Wikberg ..... D11/3  
D443,844 S \* 6/2001 Versace ..... D11/3

D455,083 S \* 4/2002 Wieck ..... D10/32  
D469,374 S \* 1/2003 Calvani et al. .... D11/16  
D489,019 S \* 4/2004 Hill ..... D11/3  
D489,281 S \* 5/2004 Hill ..... D11/3  
D492,613 S \* 7/2004 Kim et al. .... D11/12  
D583,270 S \* 12/2008 Gueit ..... D11/3  
D605,070 S \* 12/2009 Taylor ..... D11/6  
D614,973 S \* 5/2010 Takahashi ..... D10/32  
D619,918 S \* 7/2010 Iacomucci ..... D11/34  
D644,951 S \* 9/2011 Iacomucci ..... D11/3

\* cited by examiner

*Primary Examiner* — Jennifer Rivard

*Assistant Examiner* — Melanie Pellegrini

(74) *Attorney, Agent, or Firm* — Sughrue Mion, PLLC

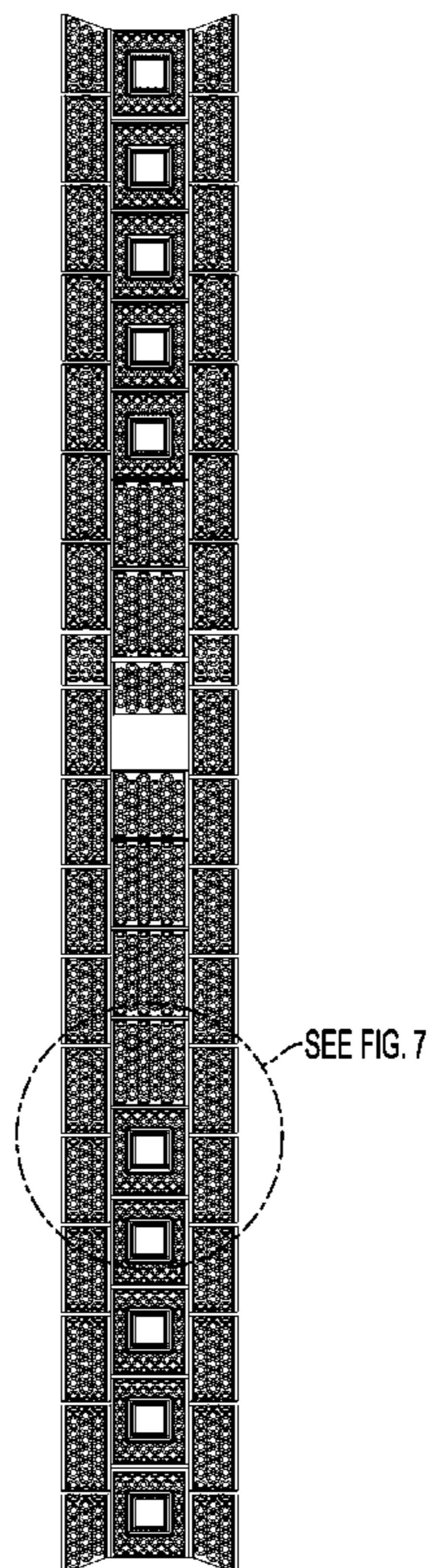
(57) **CLAIM**

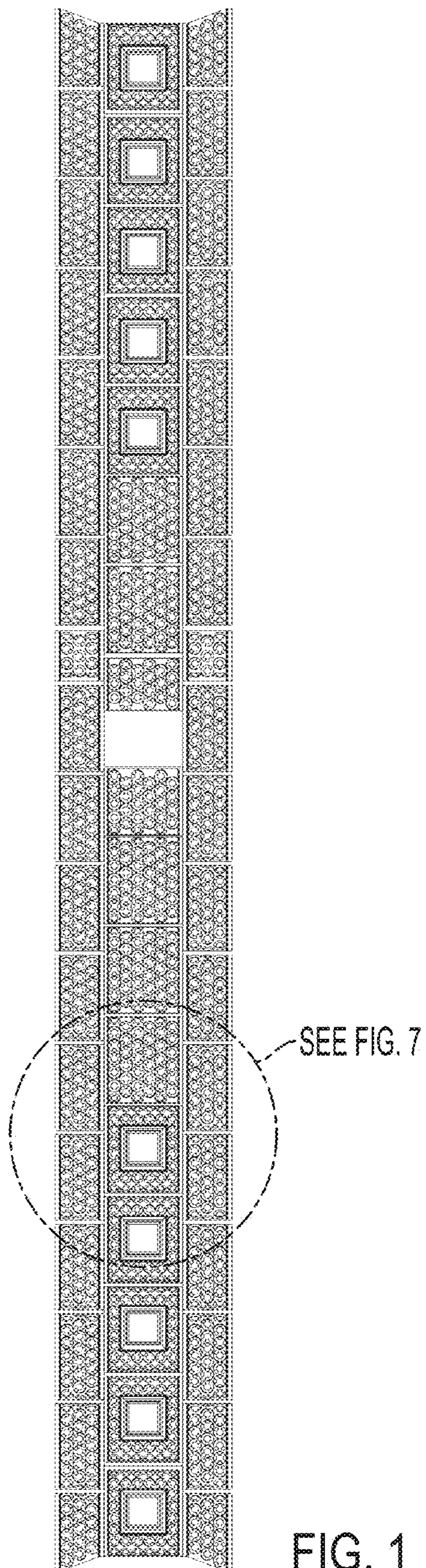
The ornamental design for a bracelet, as shown and described.

**DESCRIPTION**

FIG. 1 is a top view of the bracelet;  
FIG. 2 is a right side view of the bracelet;  
FIG. 3 is a left side view of the bracelet;  
FIG. 4 is a front view of the bracelet;  
FIG. 5 is a rear view of the bracelet;  
FIG. 6 is a right-top perspective view of bracelet;  
FIG. 7 is a top view showing portions of the bracelet;  
FIG. 8 is a perspective view of portions of the bracelet; and,  
FIG. 9 is a right side view of the portions of the bracelet.  
FIGS. 7-9 are shown separated from the bracelet for convenience of illustration.

**1 Claim, 6 Drawing Sheets**







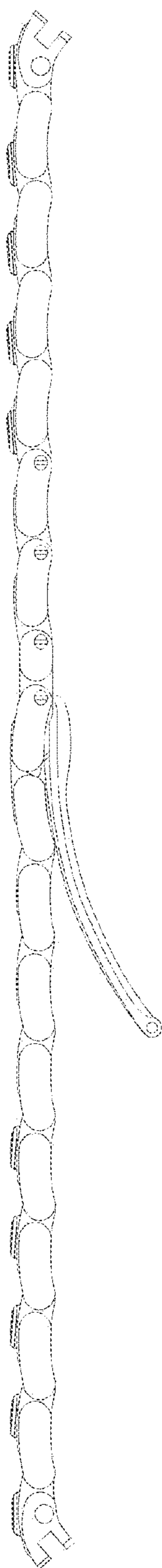


FIG. 2

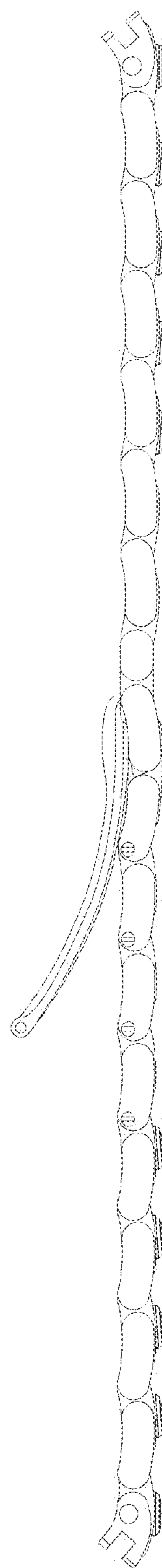


FIG. 3

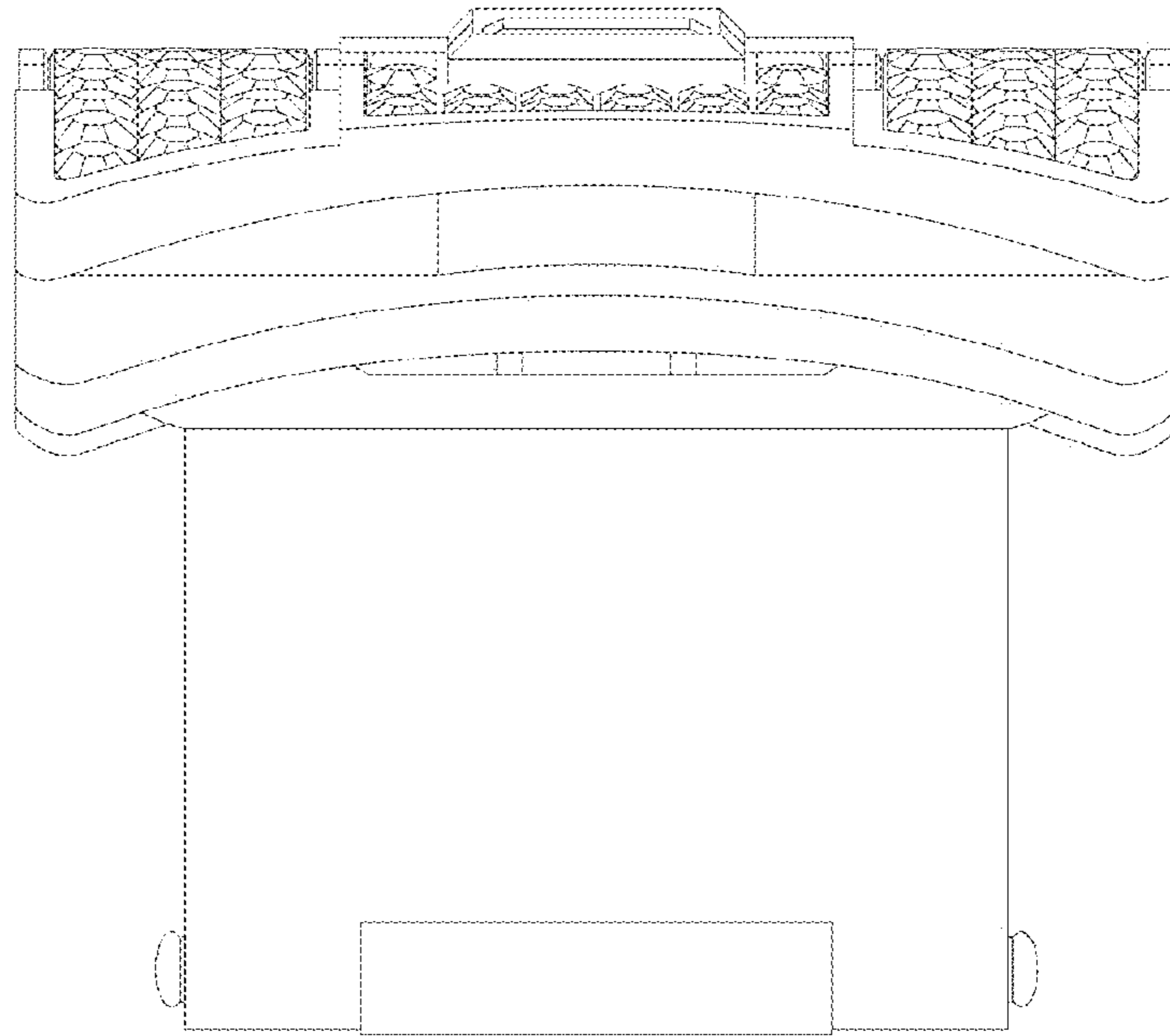


FIG. 4

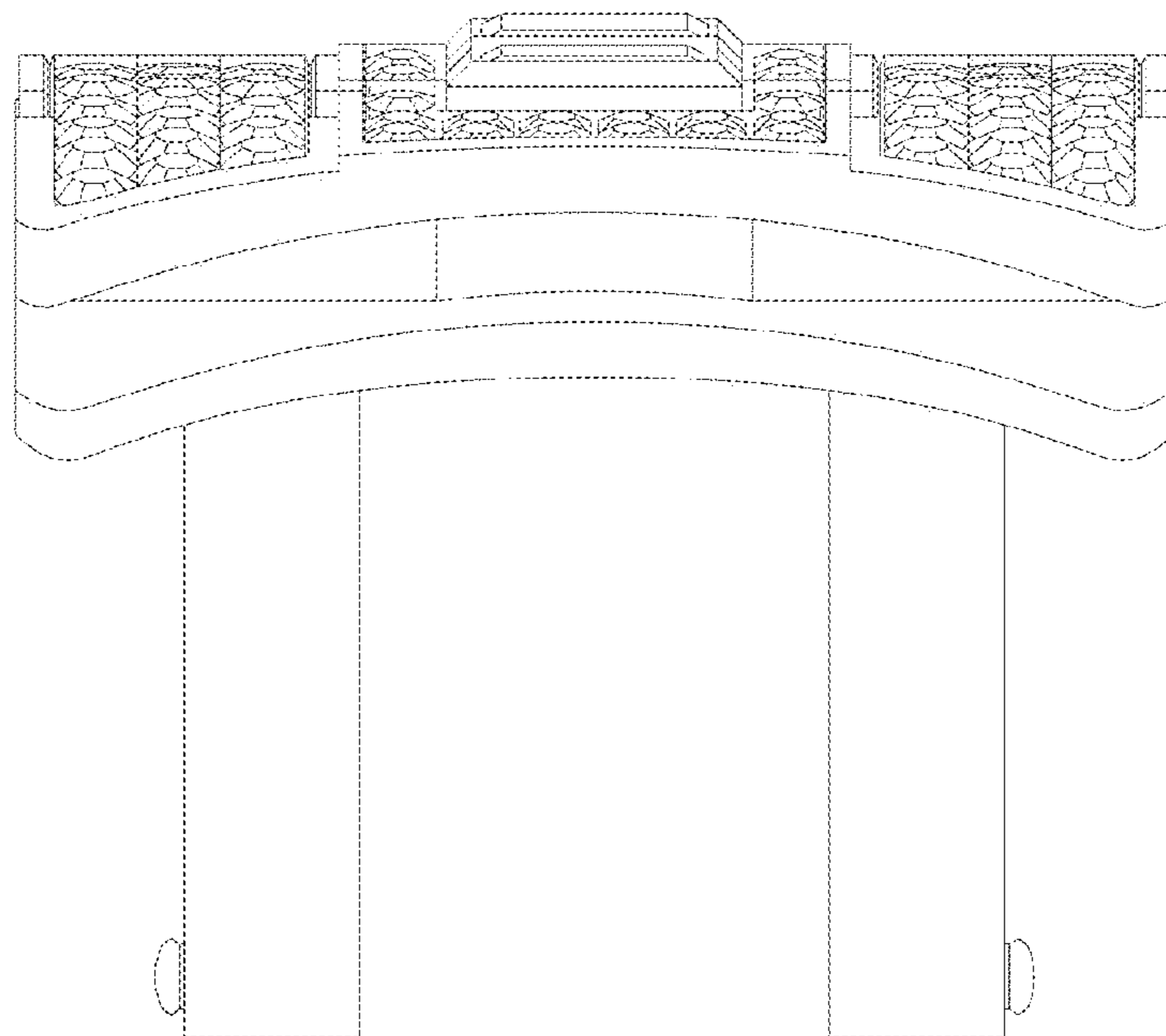


FIG. 5

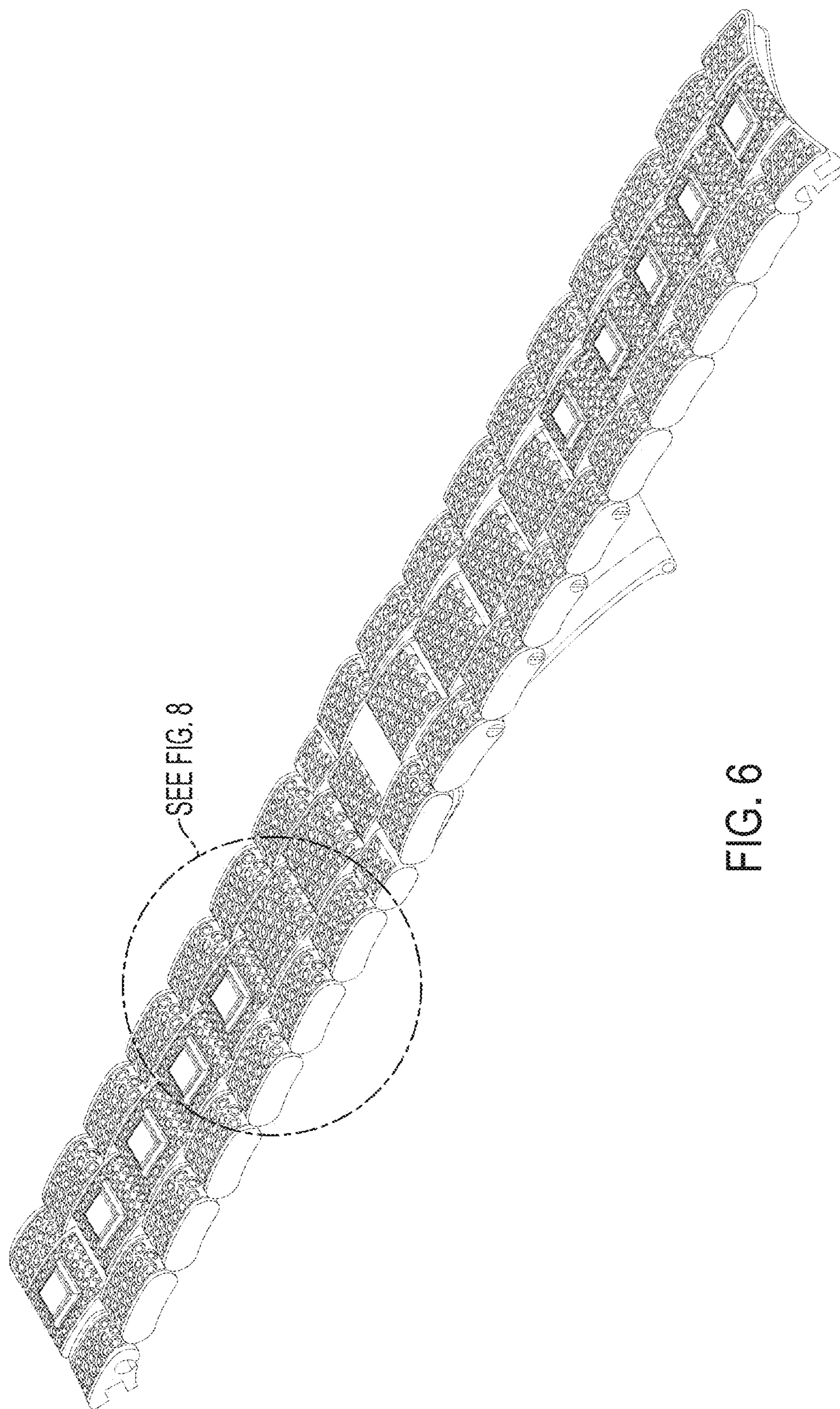


FIG. 6






FIG. 7

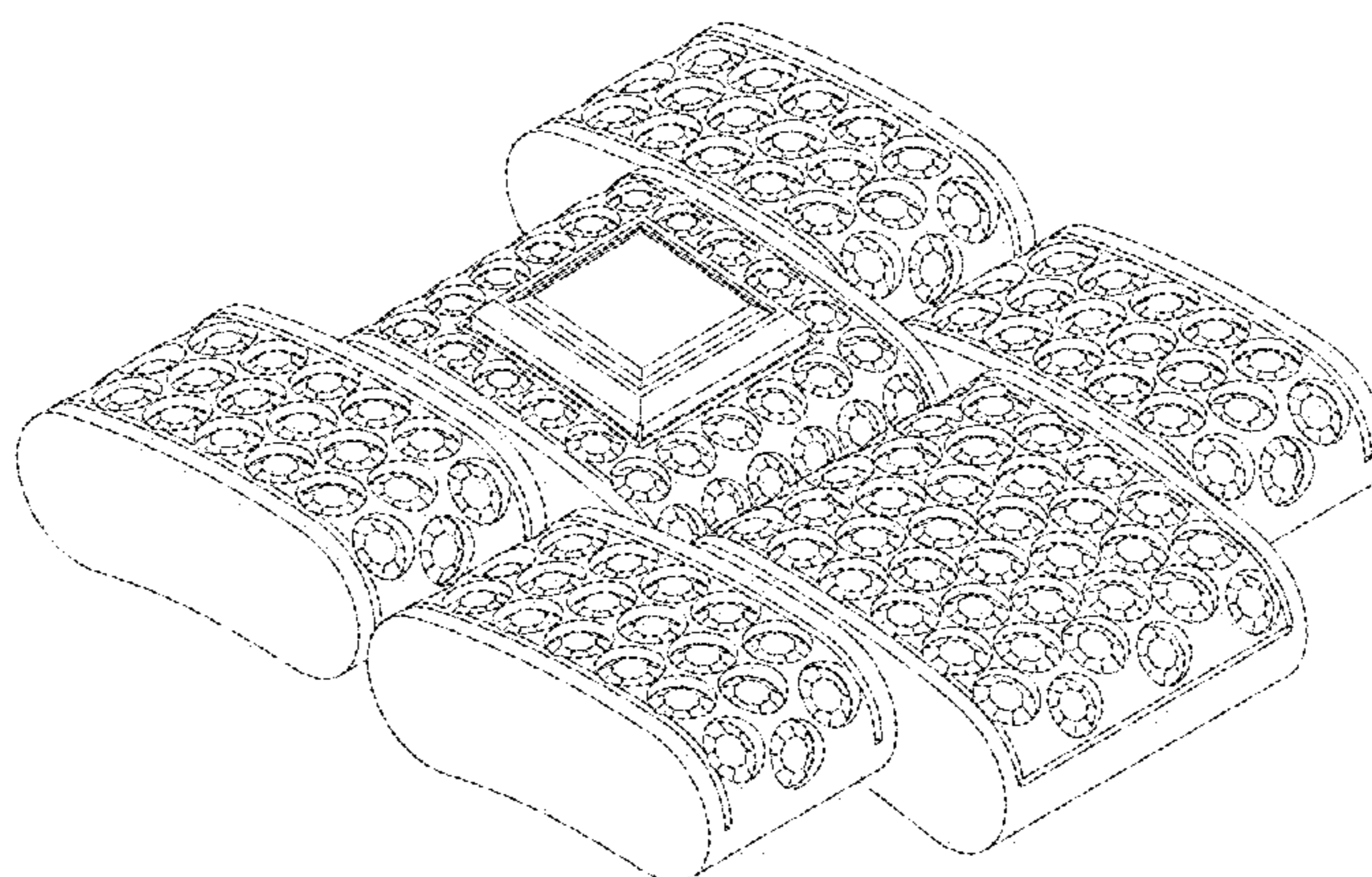


FIG. 8

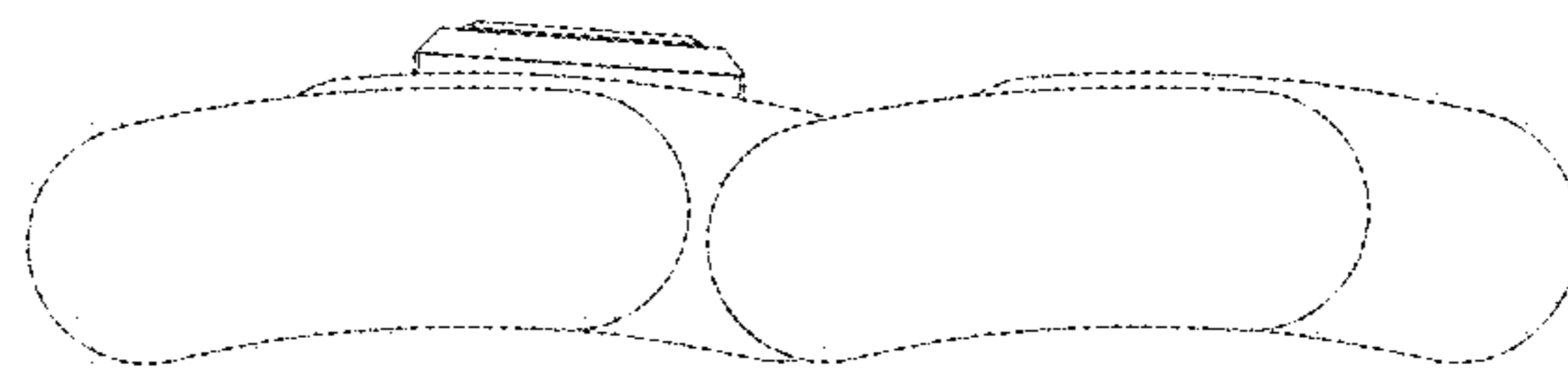


FIG. 9