



US00D703085S

(12) **United States Design Patent**
Waltersdorf

(10) **Patent No.:** **US D703,085 S**
(45) **Date of Patent:** **** Apr. 22, 2014**

- (54) **SHEET OF WRISTBANDS**
- (75) Inventor: **Bryan M. Waltersdorf**, Oconomowoc, WI (US)
- (73) Assignee: **Artemax, Inc.**, Brookfield, WI (US)
- (**) Term: **14 Years**
- (21) Appl. No.: **29/397,676**
- (22) Filed: **Jul. 19, 2011**
- (51) **LOC (10) Cl.** **11-01**
- (52) **U.S. Cl.**
USPC **D11/3**
- (58) **Field of Classification Search**
USPC D11/1-25; 63/1.11, 3, 3.1, 3.2, 5.1, 5.2, 63/7-11; D20/10, 22, 27, 40, 42, 11; 40/633, 726, 776, 617; 283/72, 74, 75, 283/103, 105, 106, 449, 99; 428/40.1
See application file for complete search history.

7,765,728	B1 *	8/2010	Waggoner	40/633
D640,738	S *	6/2011	Jain et al.	D19/1
8,109,021	B2 *	2/2012	Jain et al.	40/633
8,117,777	B2 *	2/2012	Chadwick	40/633
D663,229	S *	7/2012	Waltersdorf	D11/3
D663,353	S *	7/2012	Waltersdorf	D19/1
8,282,133	B1 *	10/2012	Valenti et al.	283/75
8,327,566	B2 *	12/2012	Waggoner	40/633
2006/0254105	A1 *	11/2006	Chang	40/633
2008/0236011	A1 *	10/2008	Bekker	40/633
2008/0307685	A1 *	12/2008	Ali et al.	40/633
2010/0281724	A1 *	11/2010	Greer et al.	40/633
2012/0124877	A1 *	5/2012	Waltersdorf	40/633
2013/0049349	A1 *	2/2013	Feder et al.	283/75

* cited by examiner

Primary Examiner — Jennifer Rivard
Assistant Examiner — Melanie Pellegrini
(74) *Attorney, Agent, or Firm* — Michael Best & Friedrich LLP

(57) **CLAIM**
The ornamental design for a sheet of wristbands, as shown and described.


(56) **References Cited**
U.S. PATENT DOCUMENTS

D293,694	S *	1/1988	Alden et al.	D20/27
4,914,843	A *	4/1990	DeWoskin	40/633
5,653,472	A *	8/1997	Huddleston et al.	283/75
6,403,188	B1 *	6/2002	Donahue	428/40.1
6,641,048	B1 *	11/2003	Schintz et al.	235/487
6,680,098	B1 *	1/2004	Aakermann	428/40.1
D503,197	S *	3/2005	Stewart et al.	D20/27
6,971,200	B2 *	12/2005	Valenti, Jr.	40/633
D524,184	S *	7/2006	Watanabe	D11/5
7,071,826	B2 *	7/2006	Peterson	340/572.8
7,316,358	B2 *	1/2008	Kotik et al.	235/492
7,322,613	B2 *	1/2008	Penuela et al.	283/105
7,534,477	B1 *	5/2009	Waggoner et al.	428/40.1
D600,154	S *	9/2009	Ali et al.	D11/5
7,752,794	B2 *	7/2010	Kerlin	40/633

DESCRIPTION

FIG. 1 is a front elevational view of a sheet of wristbands showing my new design; FIG. 2 is a front elevational view of a single wristband from FIG. 1 shown separately for completeness of illustration; and, FIG. 3 is an enlarged front view of a portion of the wristband of FIG. 2.
The opposite views of FIGS. 1-3 are mirror images of FIGS. 1-3. The wristband and sheet of wristbands are of no substantial thickness. The broken lines shown in the drawings represent portions of the sheet of wristbands that form no part of the claimed design.

1 Claim, 2 Drawing Sheets






FIG. 1




FIG. 2

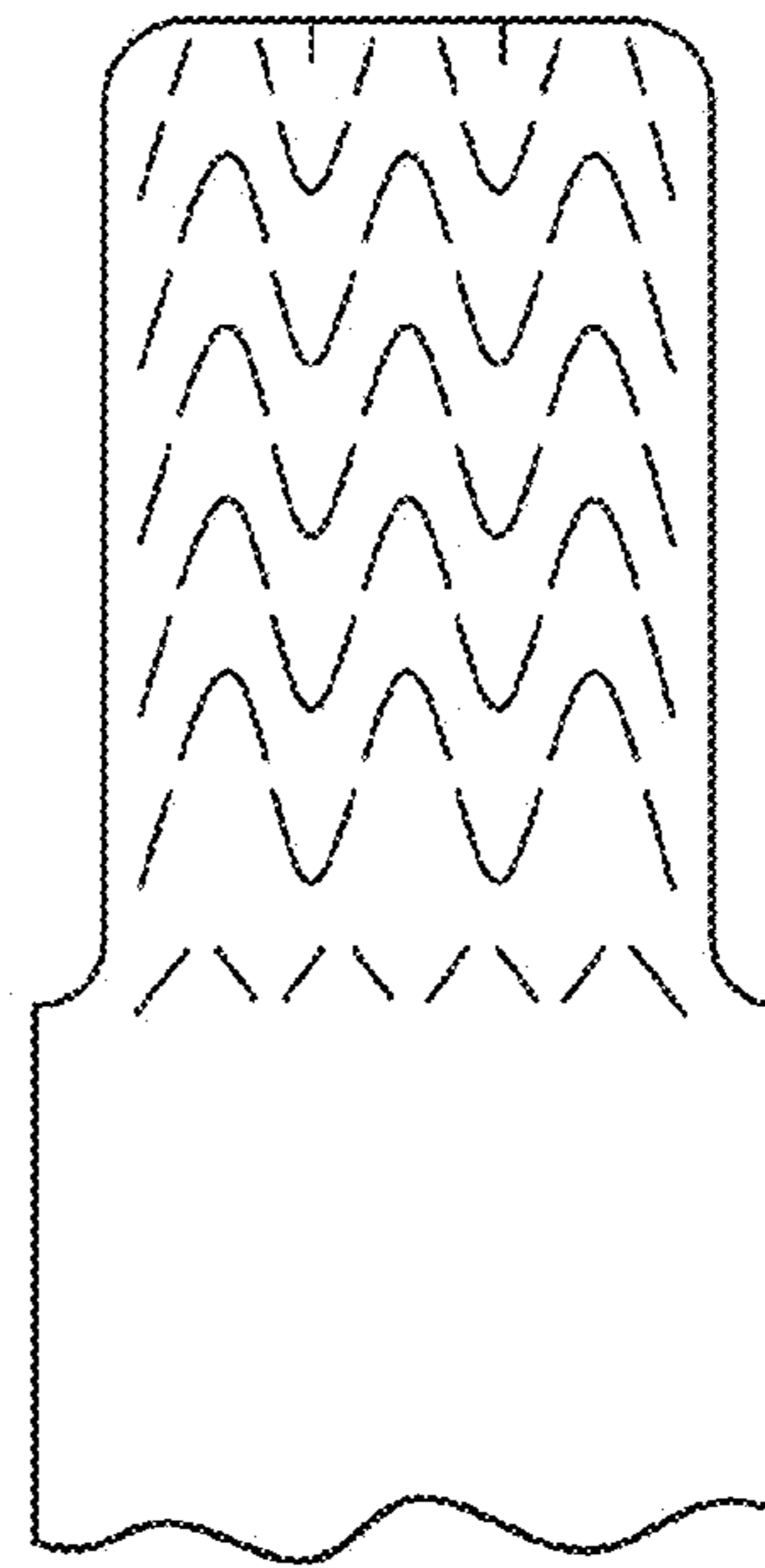


FIG. 3