



US00D703063S

(12) **United States Design Patent**
Garrity et al.

(10) **Patent No.:** **US D703,063 S**
(45) **Date of Patent:** **** Apr. 22, 2014**

- (54) **DISPOSABLE FLUID DISPENSER**
- (71) Applicants: **Kevin S. Garrity**, Madison, CT (US);
Michael A. Castaldo, Monroe Township, NJ (US); **James T. Sener**, Glastonbury, CT (US)
- (72) Inventors: **Kevin S. Garrity**, Madison, CT (US);
Michael A. Castaldo, Monroe Township, NJ (US); **James T. Sener**, Glastonbury, CT (US)
- (73) Assignee: **Kevin S. Garrity**, Madison, CT (US)

3,913,789 A	10/1975	Miller	
3,930,500 A	1/1976	Mohrke et al.	
4,364,474 A	12/1982	Hollander, Jr.	
4,657,159 A	4/1987	Grant	
4,863,036 A *	9/1989	Heijenga	229/123.1
4,871,091 A	10/1989	Preziosi	
4,872,556 A	10/1989	Farmer	
4,884,719 A	12/1989	Levine et al.	
D309,432 S	7/1990	Mancini	
D316,963 S	5/1991	Mancini	
5,337,897 A	8/1994	Yablans	
5,664,670 A	9/1997	Cozzie	
5,862,942 A	1/1999	Yuyama et al.	
6,094,886 A	8/2000	Poignant	
D445,673 S *	7/2001	Richardson	D9/710
6,260,735 B1	7/2001	Fuquen	

(**) Term: **14 Years**

(21) Appl. No.: **29/449,923**

(22) Filed: **Mar. 15, 2013**

(51) **LOC (10) Cl.** **09-03**

(52) **U.S. Cl.**
USPC **D9/695**

(58) **Field of Classification Search**
USPC D9/702-714, 761, 414, 416, 418,
D9/430-432, 438, 520-521, 695-699,
D9/731-732, 730, 522; D7/328; 215/328;
222/92, 105, 215, 145.1, 95, 183, 107;
383/9, 22, 59-60, 901, 207, 209;
D24/118, 207, 108, 104; 128/114.1,
128/DIG. 24; 220/660, 662; 426/106;
D28/5, 7, 8.1; 206/530

See application file for complete search history.

(56) **References Cited**

U.S. PATENT DOCUMENTS

1,438,487 A	12/1922	Greene
3,184,121 A	5/1965	Volckening
3,189,227 A	6/1965	Hobbs et al.
3,334,790 A	8/1967	Eaton
3,540,579 A	11/1970	Hellstrom
3,601,252 A	8/1971	Sager
3,606,007 A	9/1971	Huston, Jr.
3,741,384 A	6/1973	Cloud

(Continued)

Primary Examiner — Caron D Veynar

Assistant Examiner — Abraham Bahta

(74) *Attorney, Agent, or Firm* — St. Onge Steward Johnston & Reens LLC

(57) **CLAIM**

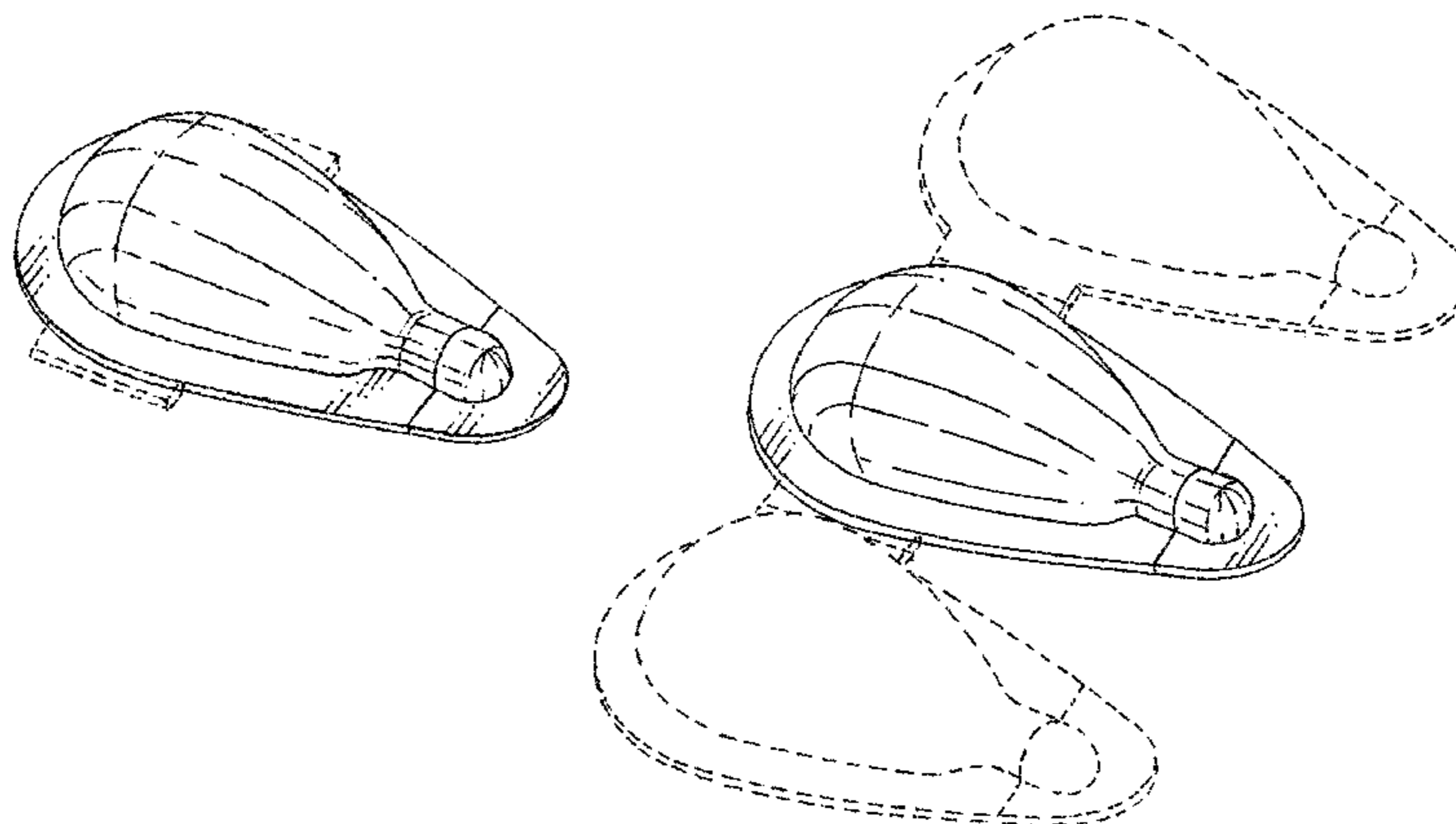
The ornamental design for a disposable fluid dispenser, as shown and described.

DESCRIPTION

FIG. 1 is a front right side isometric view of a disposable fluid dispenser in accordance with the new design;
 FIG. 2 is a top plan view thereof;
 FIG. 3 is a right side elevation view thereof, the left side elevation view thereof being a mirror image of the right side elevation view thereof;
 FIG. 4 is a bottom plan view thereof;
 FIG. 5 is a rear elevation view thereof;
 FIG. 6 is a front elevation view thereof; and,
 FIG. 7 is a front right side isometric view thereof, shown connected to two additional disposable fluid dispensers to form a strip.

The broken lines shown in FIGS. 1-7 are included for the purpose of illustrating an environment in which the disposable fluid dispenser might be used; the broken lines form no part of the claimed design.

1 Claim, 2 Drawing Sheets



(56)

References Cited

U.S. PATENT DOCUMENTS

6,348,246	B1	2/2002	Finestone et al.		D621,719	S *	8/2010	Caldwell et al.	D9/707
D484,972	S *	1/2004	Steele et al.	D9/707	7,815,387	B2	10/2010	Gueret	
D499,642	S	12/2004	Karim		D632,567	S *	2/2011	Caldwell et al.	D9/435
6,845,883	B2	1/2005	Pieri		D634,643	S *	3/2011	Caldwell et al.	D9/707
D553,997	S *	10/2007	Edwards	D9/707	D641,642	S *	7/2011	Caldwell et al.	D9/707
7,285,114	B2	10/2007	Harper		D655,201	S *	3/2012	Schuch	D9/707
7,325,703	B2	2/2008	Gherdan et al.		D663,216	S *	7/2012	Considine et al.	D9/600
D568,174	S	5/2008	Beam et al.		D663,631	S *	7/2012	McDermott et al.	D9/707
7,757,893	B2	7/2010	Perell		D682,710	S *	5/2013	McDermott et al.	D9/707
D620,809	S *	8/2010	Caldwell et al.	D9/707	2008/0237258	A1	10/2008	Green	
					2009/0114677	A1	5/2009	Stuart	
					2010/0116772	A1	5/2010	Teys	
					2010/0213197	A1	8/2010	Stuart	

* cited by examiner

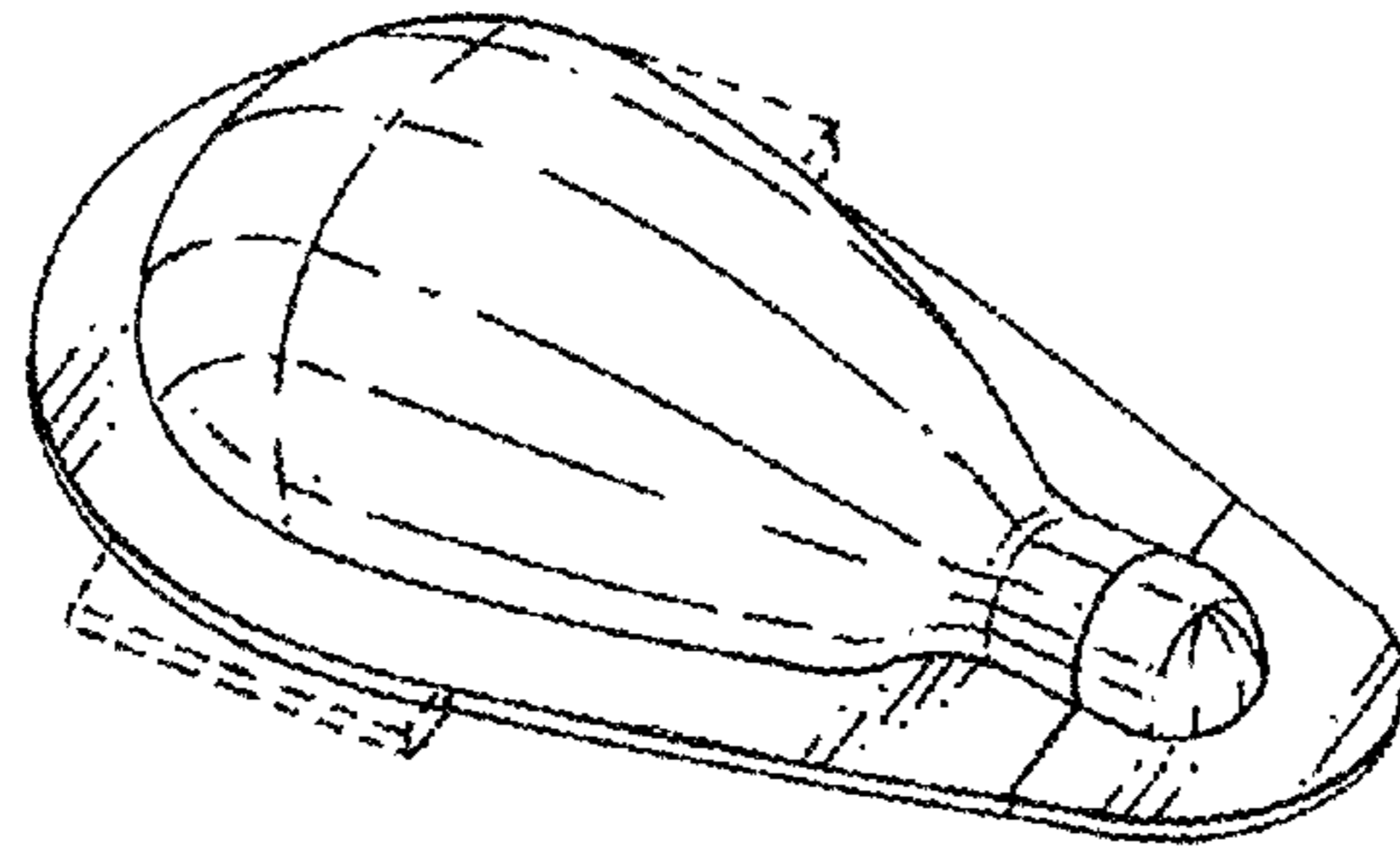


FIG. 1

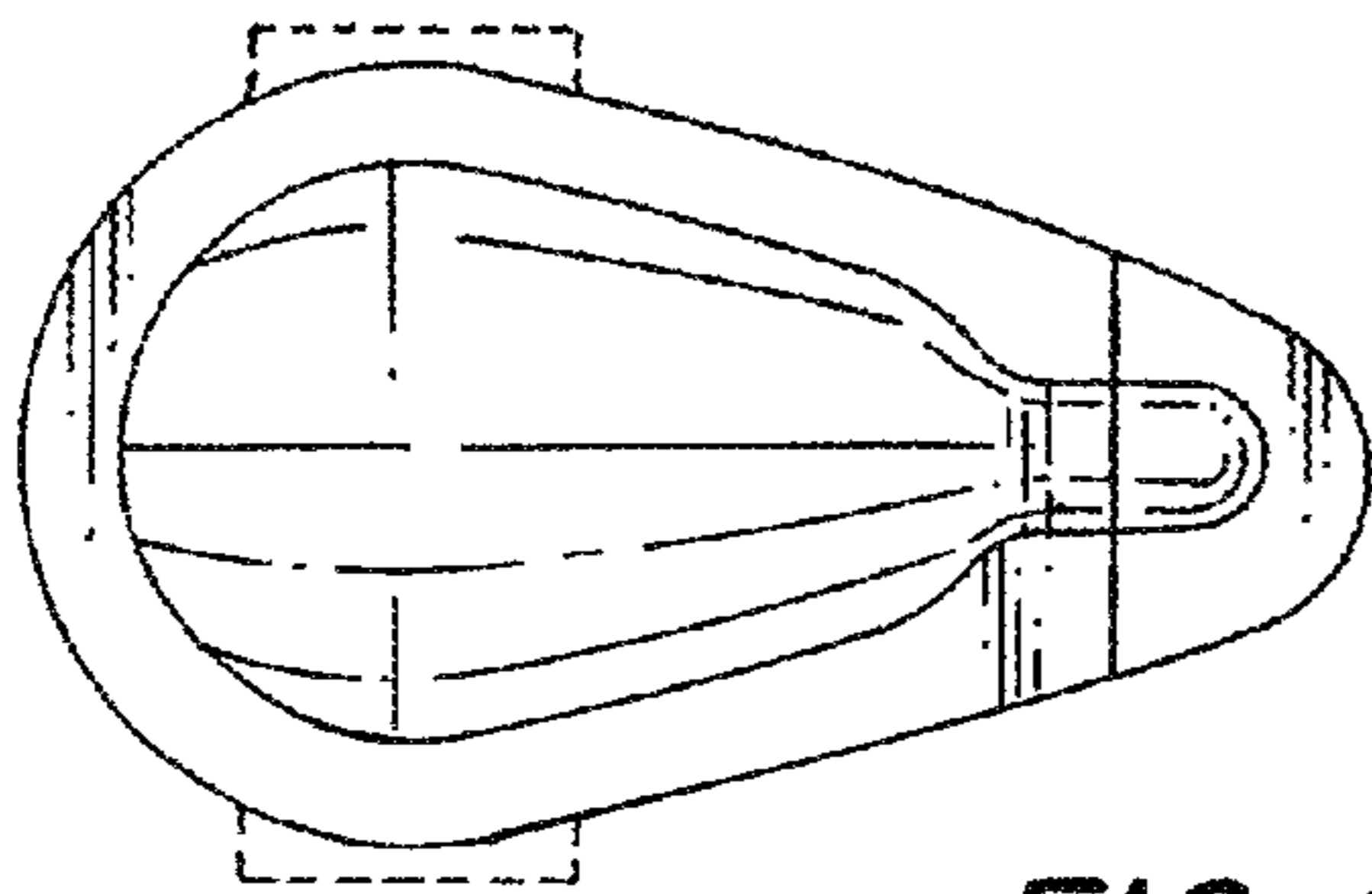


FIG. 2

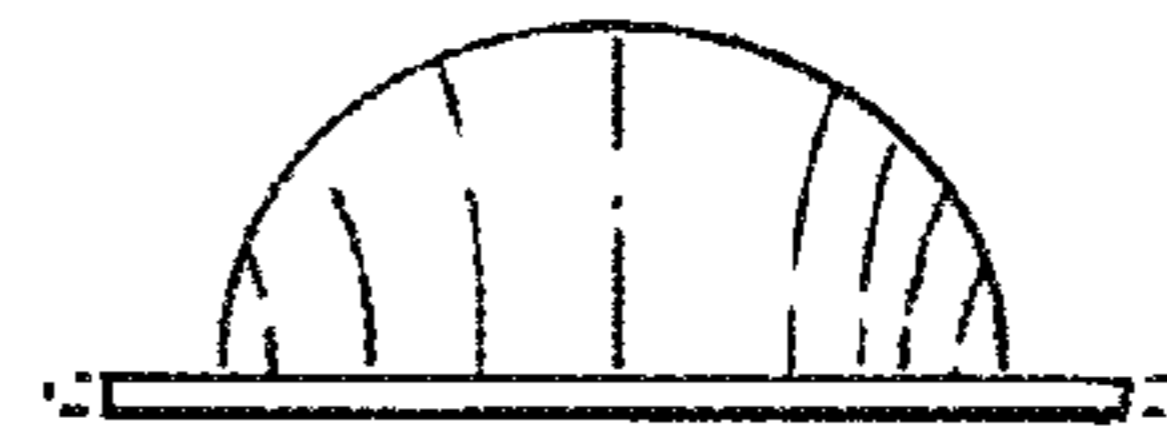


FIG. 5




FIG. 3



FIG. 6

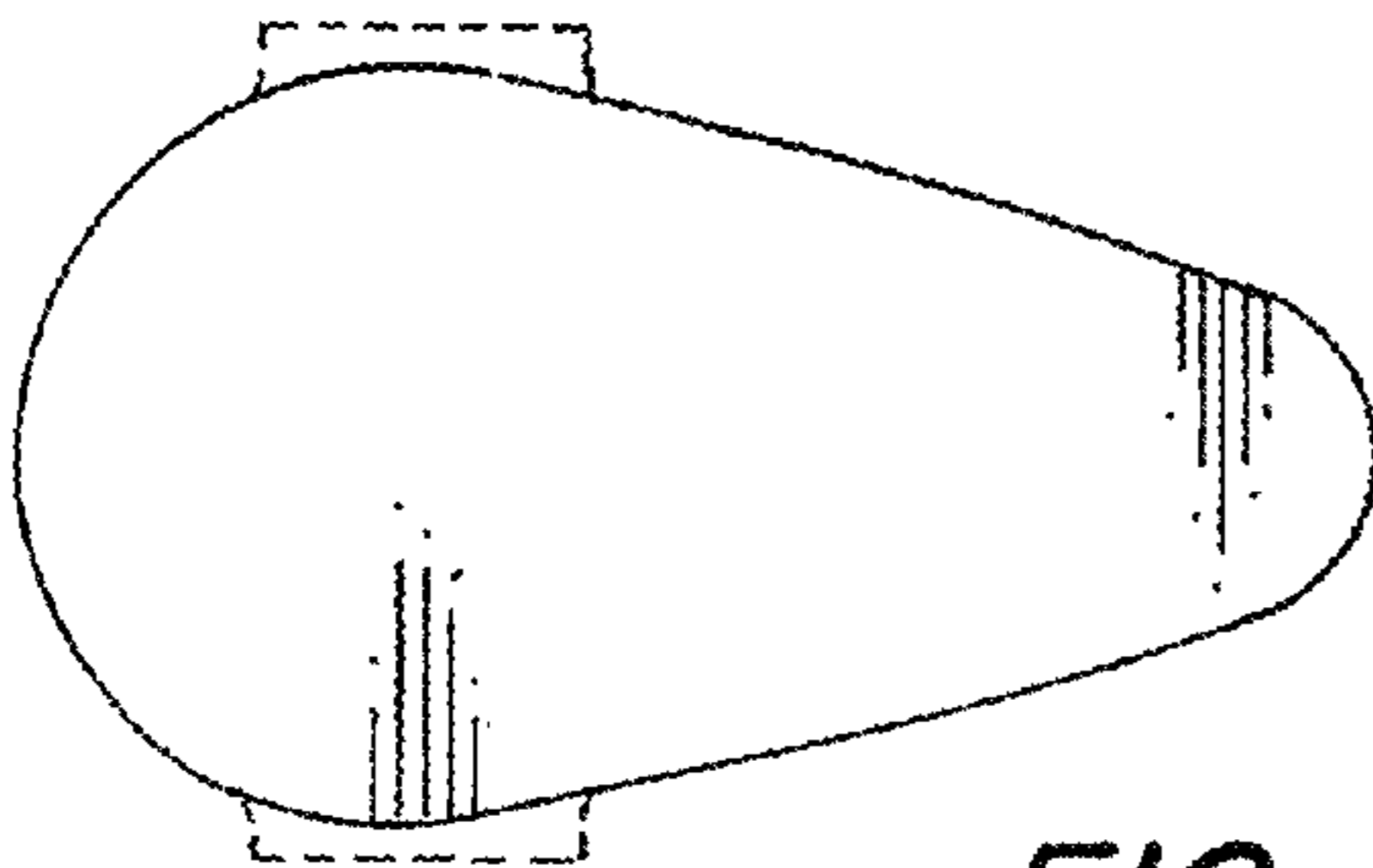


FIG. 4

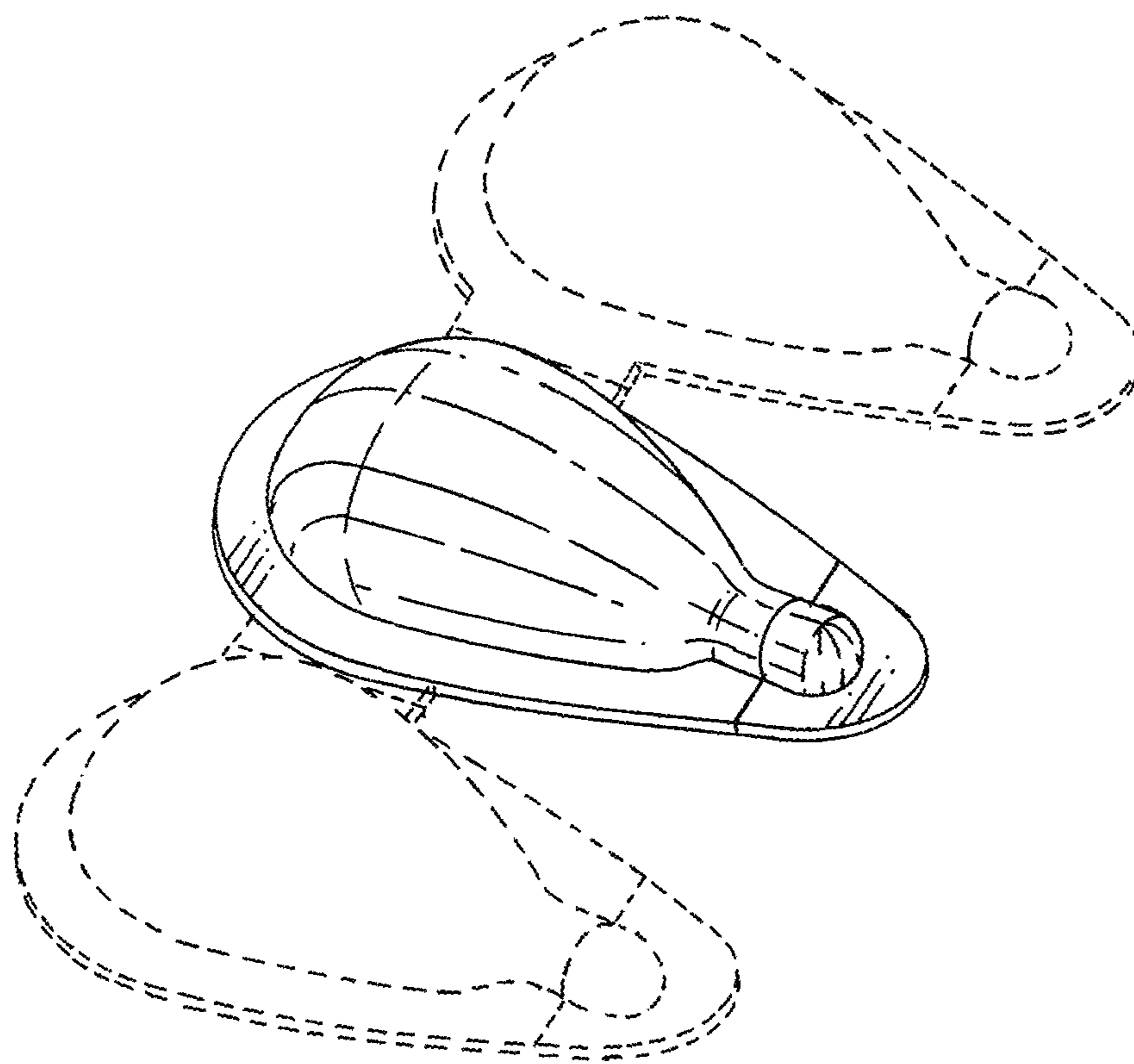


FIG. 7