



US00D703059S

(12) **United States Design Patent**  
**Chopdat et al.**

(10) **Patent No.:** **US D703,059 S**  
(45) **Date of Patent:** **\*\* Apr. 22, 2014**

(54) **REFILL CONTAINER**

(75) Inventors: **Mohammed Chopdat**, Hull (GB);  
**Richard Brian Clough**, Warwick (GB);  
**Alex Peacop**, Warwick (GB); **Stephanie Ann Marije Verschoor**, Brentford (GB)

(73) Assignee: **Reckitt Benckiser Healthcare International Limited**, Slough, Berkshire (GB)

(\*\*) **Term:** **14 Years**

(21) **Appl. No.:** **29/406,527**

(22) **Filed:** **Nov. 15, 2011**

(30) **Foreign Application Priority Data**

May 23, 2011 (EM) ..... 001867300-0002

(51) **LOC (10) Cl.** ..... **09-01**

(52) **U.S. Cl.**  
USPC ..... **D9/529**; D9/543; D9/565; D9/571;  
D9/575

(58) **Field of Classification Search**  
USPC ..... D9/682, 686-687, 693-694, 516,  
D9/529-530, 542-543, 552, 565, 71,  
D9/574-575, 435, 444-445; 215/381-384;  
D6/542

See application file for complete search history.

(56) **References Cited**

**U.S. PATENT DOCUMENTS**

D67,464 S \* 6/1925 Johnson ..... D9/552  
D97,212 S \* 10/1935 Steuernagle ..... D9/552  
D100,721 S \* 8/1936 Smith ..... D9/565  
D204,711 S \* 5/1966 Plummer ..... D9/539  
D399,429 S \* 10/1998 Ramsey ..... D9/539

D480,309 S \* 10/2003 Choke-arpornchai  
et al. .... D9/516 X  
D484,807 S \* 1/2004 Cummings ..... D9/529  
D538,171 S \* 3/2007 Cummings et al. .... D9/571 X  
D538,174 S \* 3/2007 Isono et al. .... D9/565  
D573,477 S \* 7/2008 Caldwell ..... D9/540  
D582,782 S \* 12/2008 Toson ..... D9/552  
D588,921 S \* 3/2009 Williams ..... D9/537  
D592,515 S \* 5/2009 Francis et al. .... D9/529  
D593,867 S \* 6/2009 Sparks et al. .... D9/552  
D595,587 S \* 7/2009 Hadden et al. .... D9/542  
RE41,055 E \* 12/2009 Choke-arpornchai et al. D9/522  
D617,202 S \* 6/2010 Kuzma et al. .... D9/542  
D619,010 S \* 7/2010 Wasson et al. .... D9/538  
D635,861 S \* 4/2011 Caldwell ..... D9/552 X  
D644,520 S \* 9/2011 Howell et al. .... D9/543 X  
D644,521 S \* 9/2011 Howell et al. .... D9/571 X  
D644,525 S \* 9/2011 Howell et al. .... D9/529 X  
D658,066 S \* 4/2012 Melrose et al. .... D9/539  
D658,915 S \* 5/2012 Fernandes et al. .... D6/542  
D692,766 S \* 11/2013 Oates et al. .... D9/565 X  
D694,587 S \* 12/2013 Slocumb et al. .... D7/590

\* cited by examiner

*Primary Examiner* — Carol P Rademaker

(74) *Attorney, Agent, or Firm* — Troutman Sanders LLP;  
Ryan A. Schneider

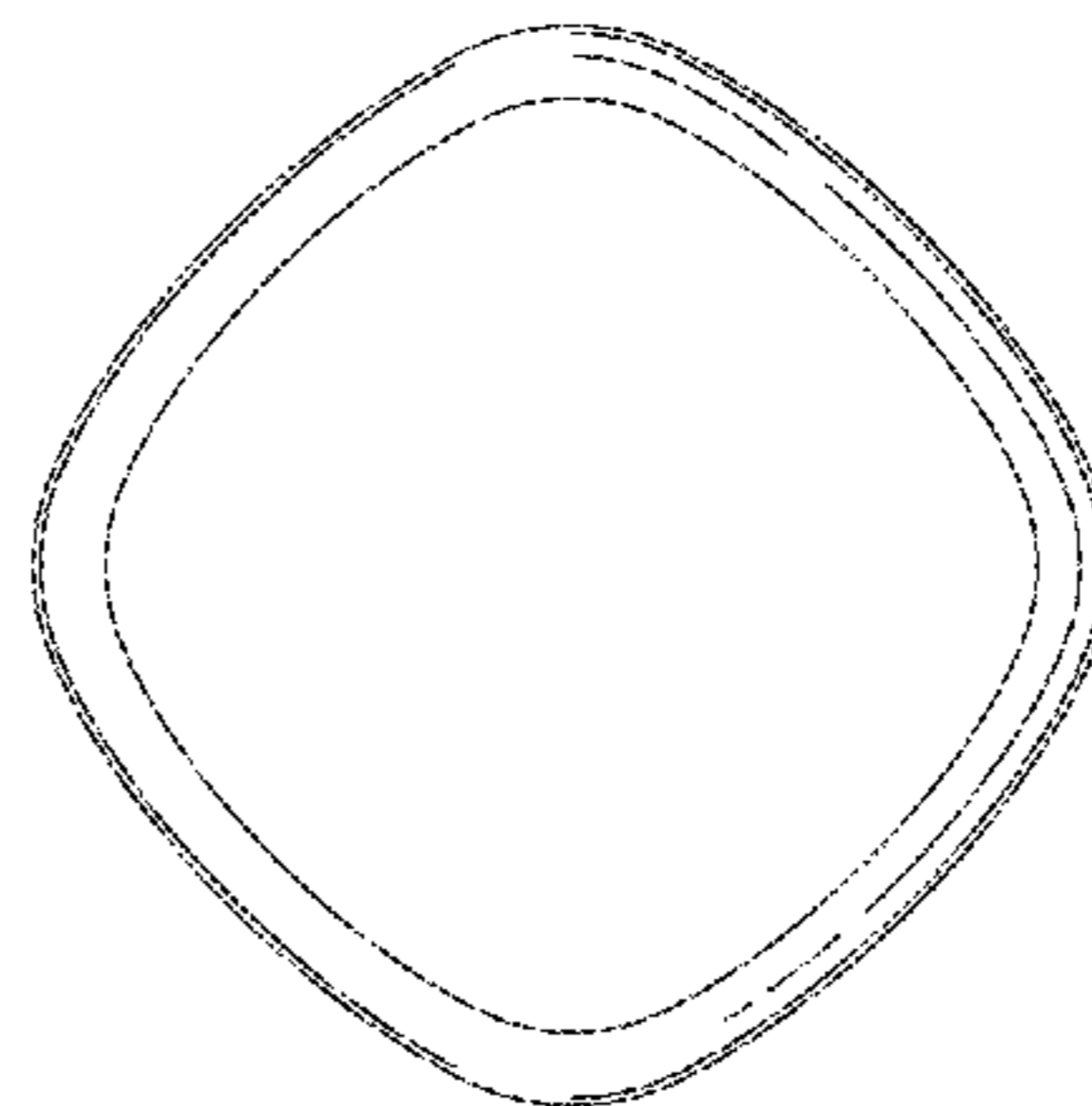
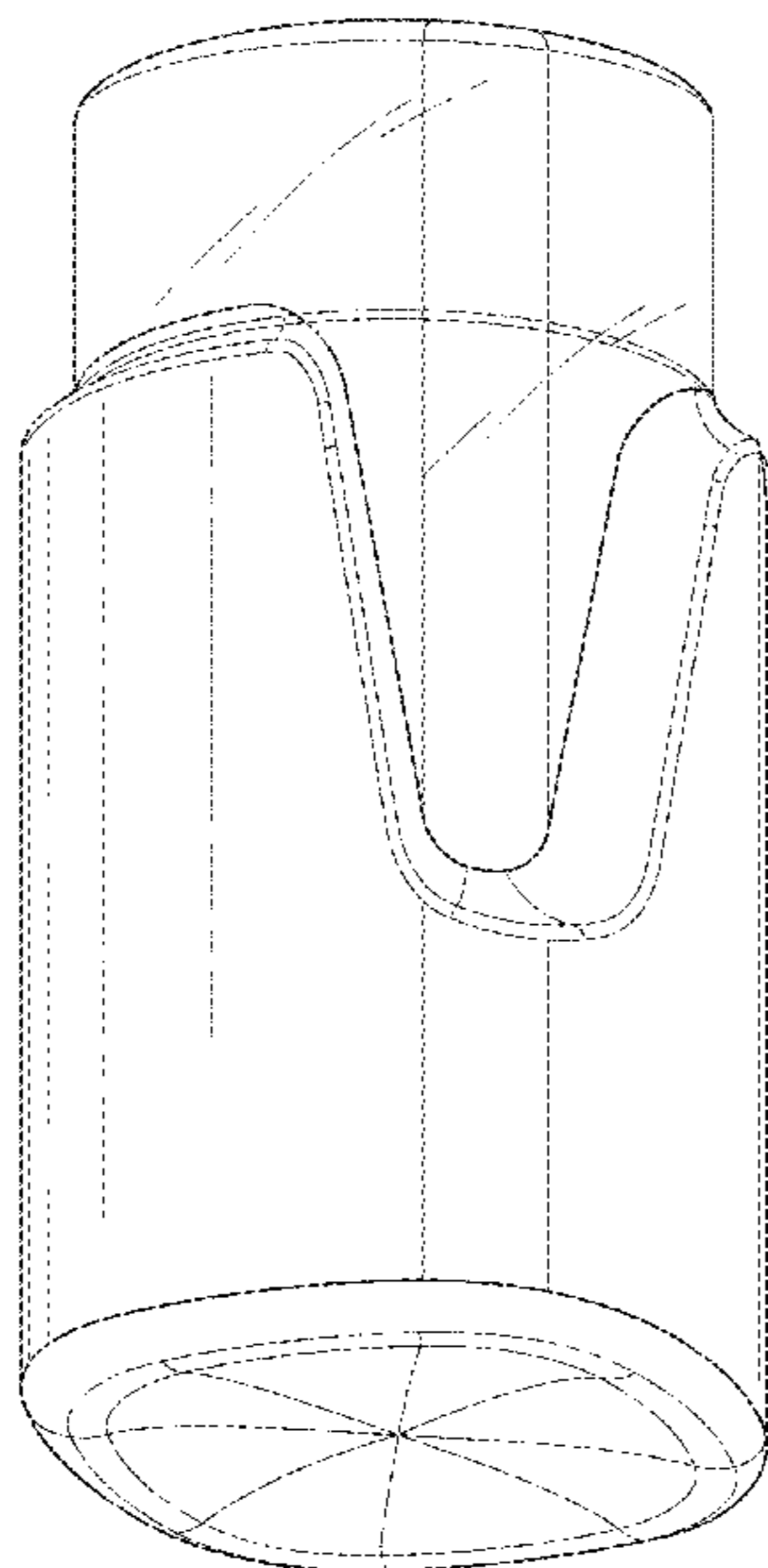
(57) **CLAIM**

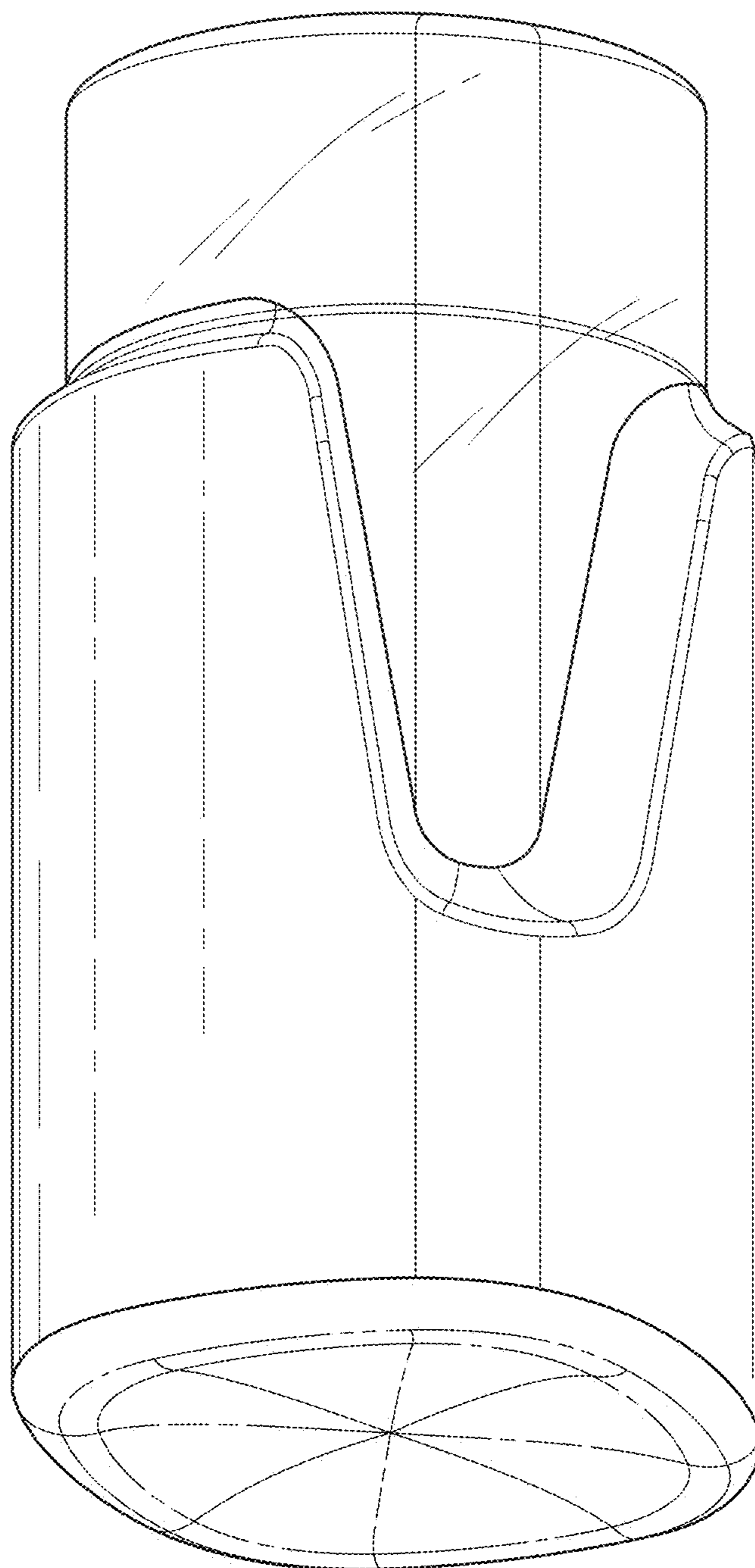
The ornamental design for a refill container, as shown and described.

**DESCRIPTION**

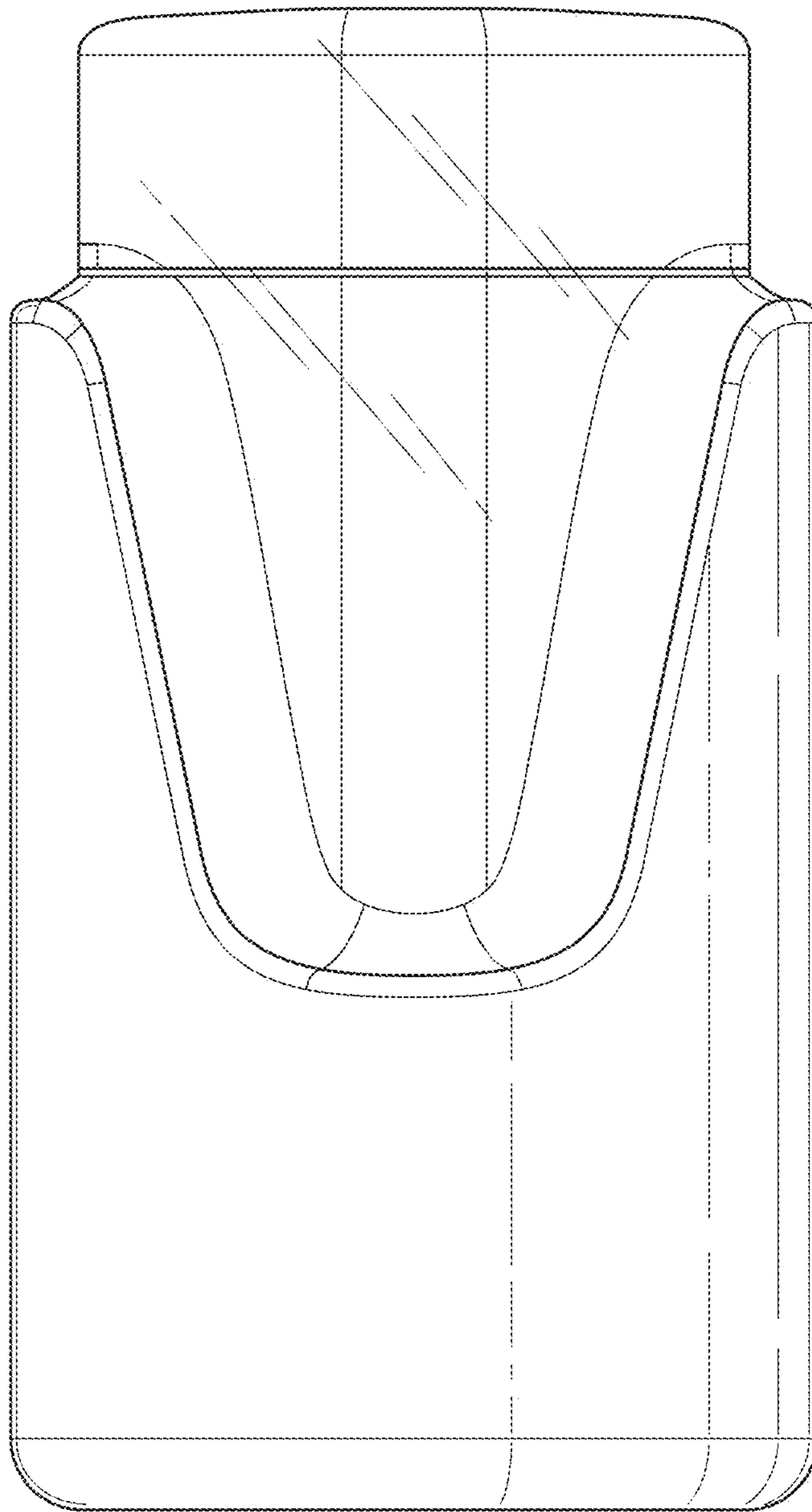
FIG. 1 is a bottom, front, left side perspective view of a refill container according of the present invention;  
FIG. 2 is a front elevational view thereof;  
FIG. 3 is a back elevational view thereof;  
FIG. 4 is a left side elevational view thereof;  
FIG. 5 is a right side elevational view thereof; and,  
FIG. 6 is a top plan view thereof.

**1 Claim, 6 Drawing Sheets**






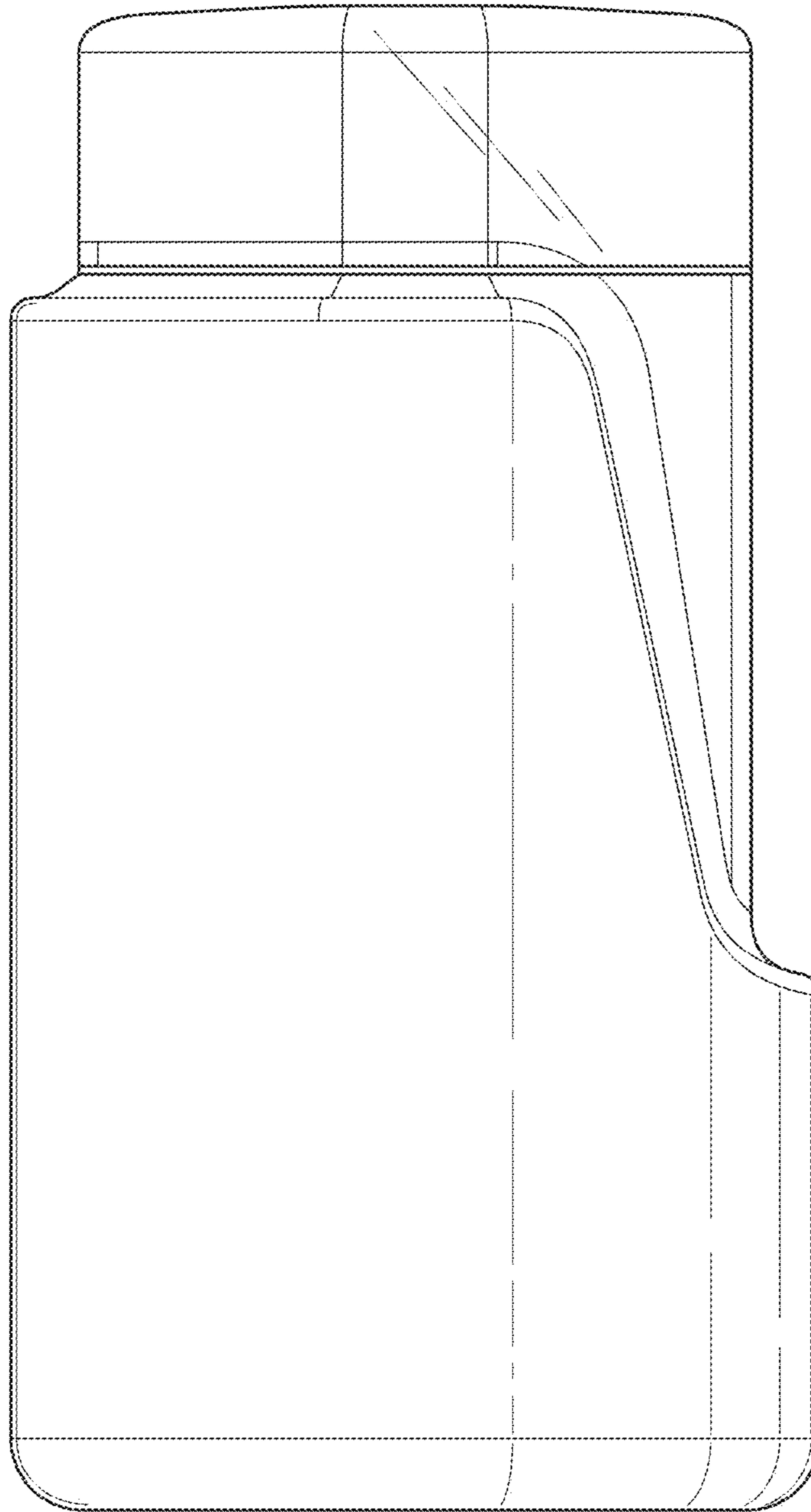
*Fig. 1*



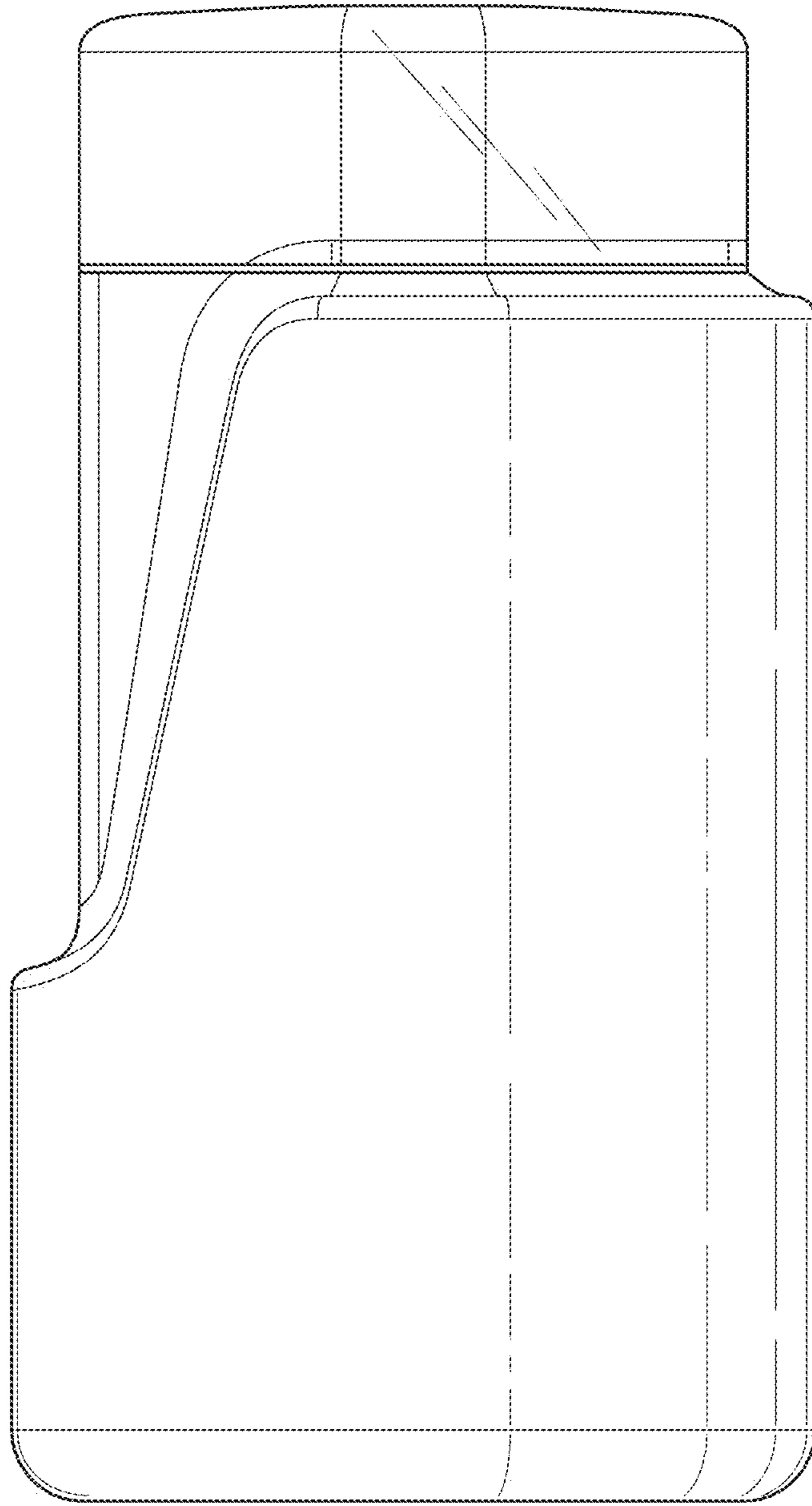
*Fig. 2*



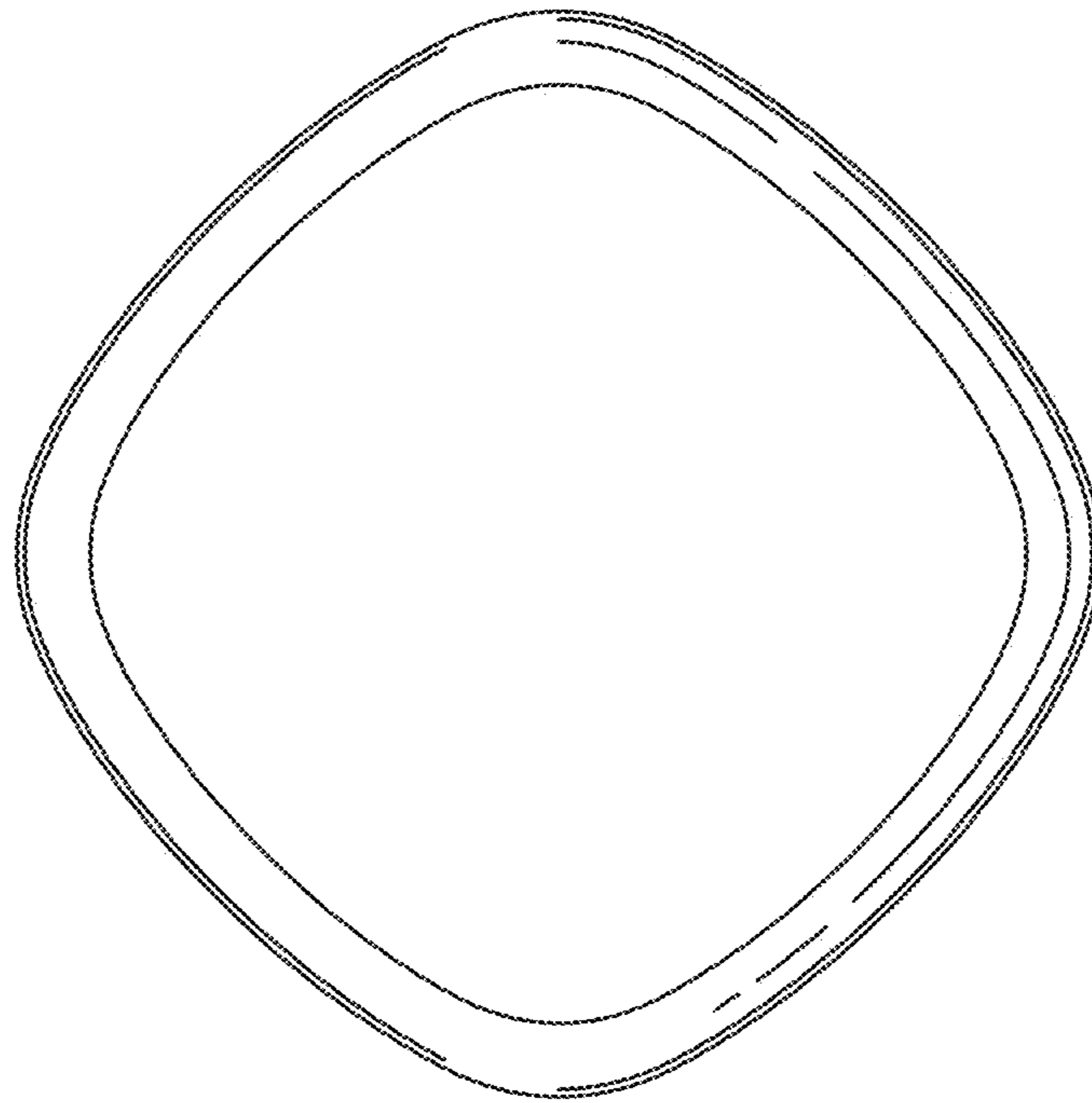
*Fig. 3*



*Fig. 4*



*Fig. 5*



*Fig. 6*