



US00D703051S

(12) **United States Design Patent**
Riley et al.

(10) **Patent No.:** **US D703,051 S**
(45) **Date of Patent:** **** Apr. 22, 2014**

(54) **CONTAINER**

(71) Applicants: **Lauren Ashley Riley**, Cincinnati, OH (US); **Brett Taylor Read**, Cincinnati, OH (US); **Douglas Michael McGahan**, Cincinnati, OH (US); **Barry Robert Prather**, Cincinnati, OH (US)

(72) Inventors: **Lauren Ashley Riley**, Cincinnati, OH (US); **Brett Taylor Read**, Cincinnati, OH (US); **Douglas Michael McGahan**, Cincinnati, OH (US); **Barry Robert Prather**, Cincinnati, OH (US)

(73) Assignee: **The Procter & Gamble Company**, Cincinnati, OH (US)

(**) Term: **14 Years**

(21) Appl. No.: **29/440,283**

(22) Filed: **Dec. 20, 2012**

(51) **LOC (10) Cl.** **09-01**

(52) **U.S. Cl.**
USPC **D9/503**; D9/441; D9/454; D9/539;
D9/558

(58) **Field of Classification Search**
USPC D9/500, 502–505, 516, 537–540, 545,
D9/549, 558, 682, 686, 688–691, 434, 441,
D9/454; 215/379, 381–384; 220/660,
220/669–673, 675

See application file for complete search history.

(56) **References Cited**

U.S. PATENT DOCUMENTS

D96,926 S * 9/1935 Lindemann D9/451
2,076,132 A * 4/1937 Le Rose 426/115
D476,894 S * 7/2003 Masotta et al. D9/503
D510,270 S * 10/2005 Khalifa D9/503
D517,407 S * 3/2006 Floyd et al. D9/435
D534,427 S * 1/2007 Crawford D9/453
D535,563 S * 1/2007 Martin D9/500

D535,879 S * 1/2007 Crawford et al. D9/451
D576,044 S * 9/2008 Lamb et al. D9/504
D580,765 S 11/2008 Amann
D595,135 S * 6/2009 Goetz D9/500
D598,284 S * 8/2009 Floyd et al. D9/451
D608,642 S * 1/2010 Black D9/500
D615,403 S * 5/2010 Goetz D9/500
D620,800 S * 8/2010 Thielman et al. D9/516

(Continued)

FOREIGN PATENT DOCUMENTS

WO DM/074782 * 11/2010

OTHER PUBLICATIONS

Design U.S. Appl. No. 29/440,279, Dec. 20, 2012, Lopez et al.
Design U.S. Appl. No. 29/440,281, Dec. 20, 2012, Lopez et al.

(Continued)

Primary Examiner — Ian Simmons

Assistant Examiner — Dana L Meyrow

(74) *Attorney, Agent, or Firm* — Gary J. Foose

(57) **CLAIM**

The ornamental design for a container, as shown and described.

DESCRIPTION

FIG. 1 is a top, front perspective view of a container showing our new design;

FIG. 2 is a top, rear perspective view of the container of FIG. 1;

FIG. 3 is a front view of the container of FIG. 1;

FIG. 4 is a side view of the container of FIG. 1;

FIG. 5 is a rear view of the container of FIG. 1;

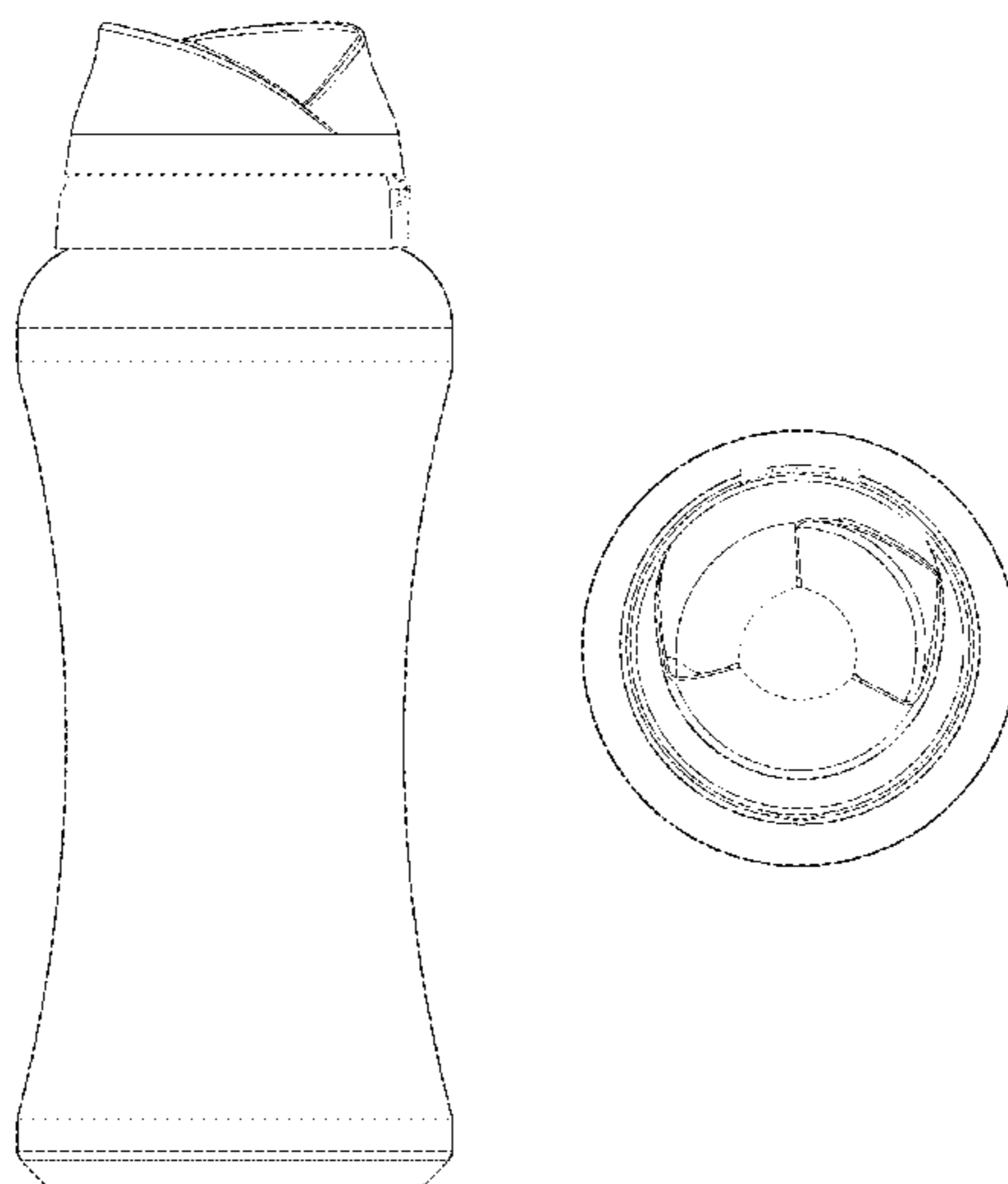
FIG. 6 is a side view of the container of FIG. 1, opposite the side view shown in FIG. 4;

FIG. 7 is a top view of the container of FIG. 1; and,

FIG. 8 is a bottom view of the container of FIG. 1.

The broken lines in the drawings illustrate the portions of the design that form no part of the claim.

1 Claim, 4 Drawing Sheets



(56)

References Cited

U.S. PATENT DOCUMENTS

D629,880 S * 12/2010 Hisey D23/366
D632,774 S * 2/2011 Hisey D23/366
D644,105 S * 8/2011 Thielman et al. D9/452
D655,610 S * 3/2012 Rice et al. D9/529
D656,022 S * 3/2012 Thielman et al. D9/435

D664,439 S 7/2012 Malm
D676,327 S * 2/2013 Rice et al. D9/529
D676,751 S * 2/2013 Coyne et al. D9/500

OTHER PUBLICATIONS

Design U.S. Appl. No. 29/440,282, Dec. 20, 2012, Riley et al.

* cited by examiner

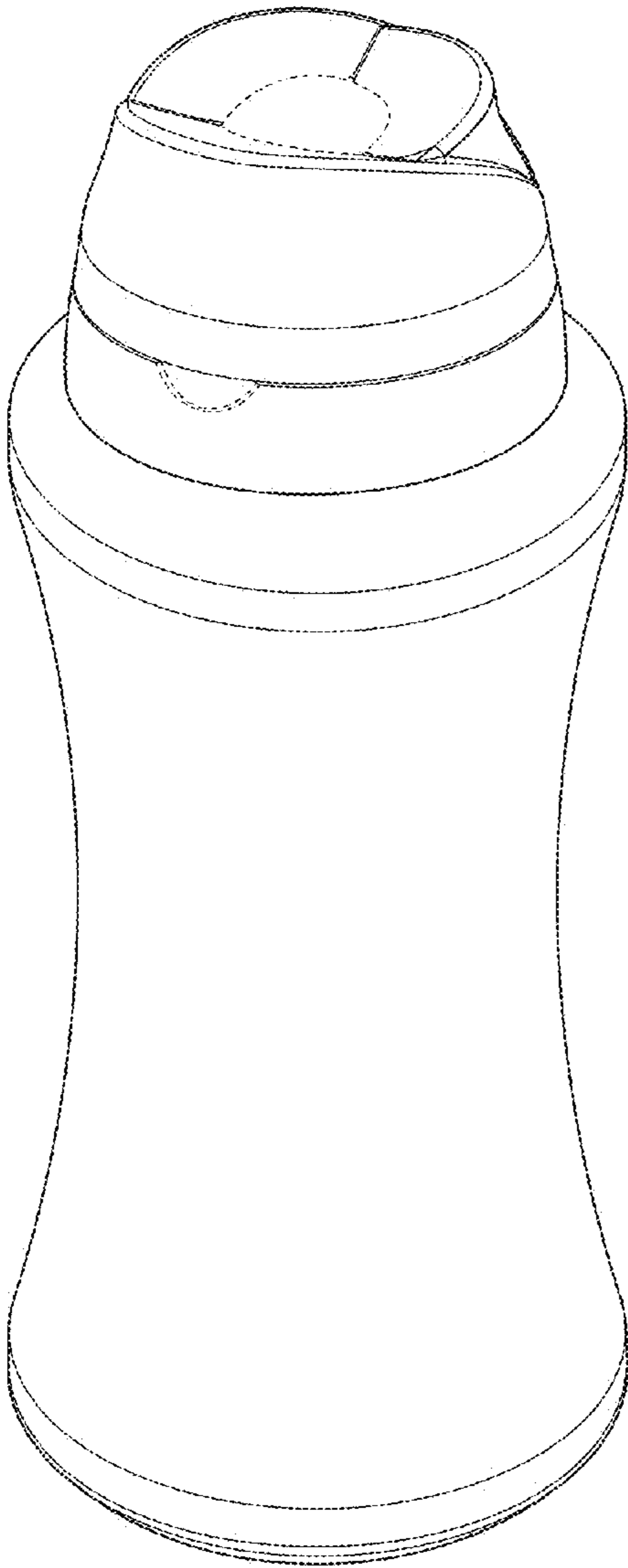


Fig. 1

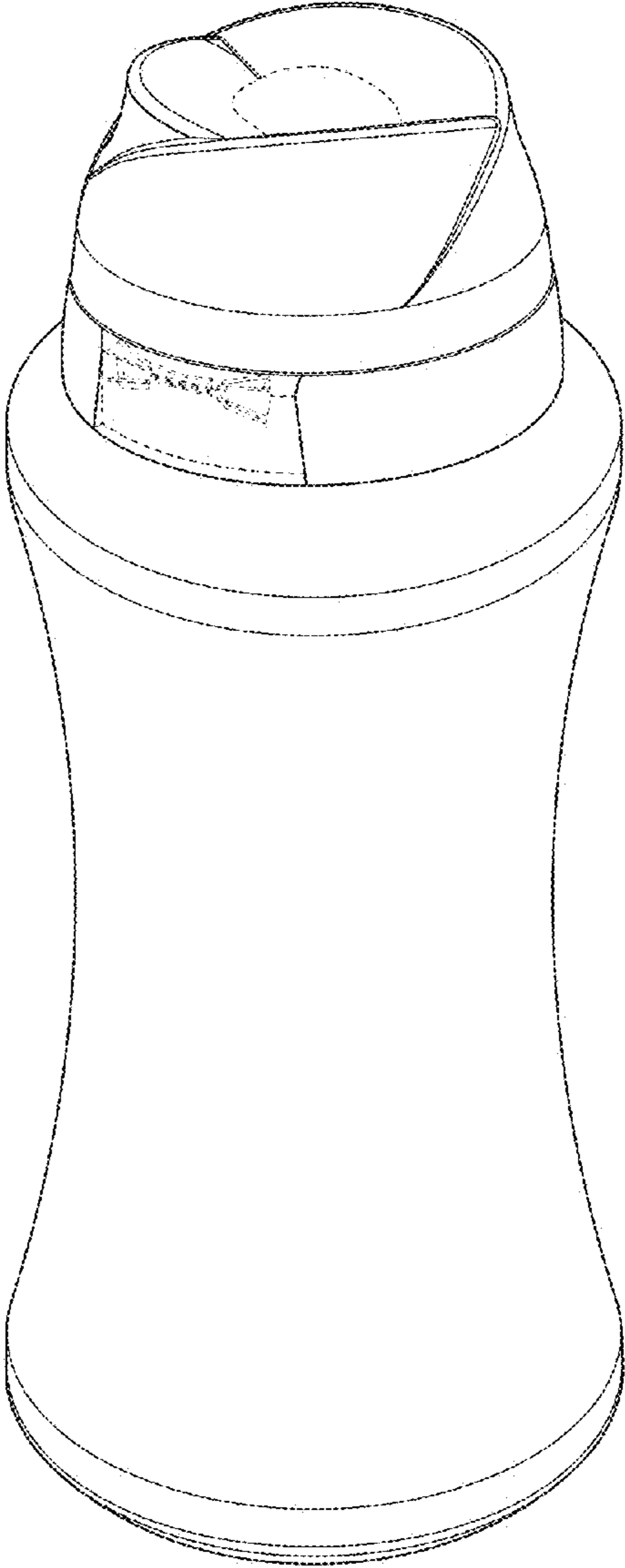


Fig. 2

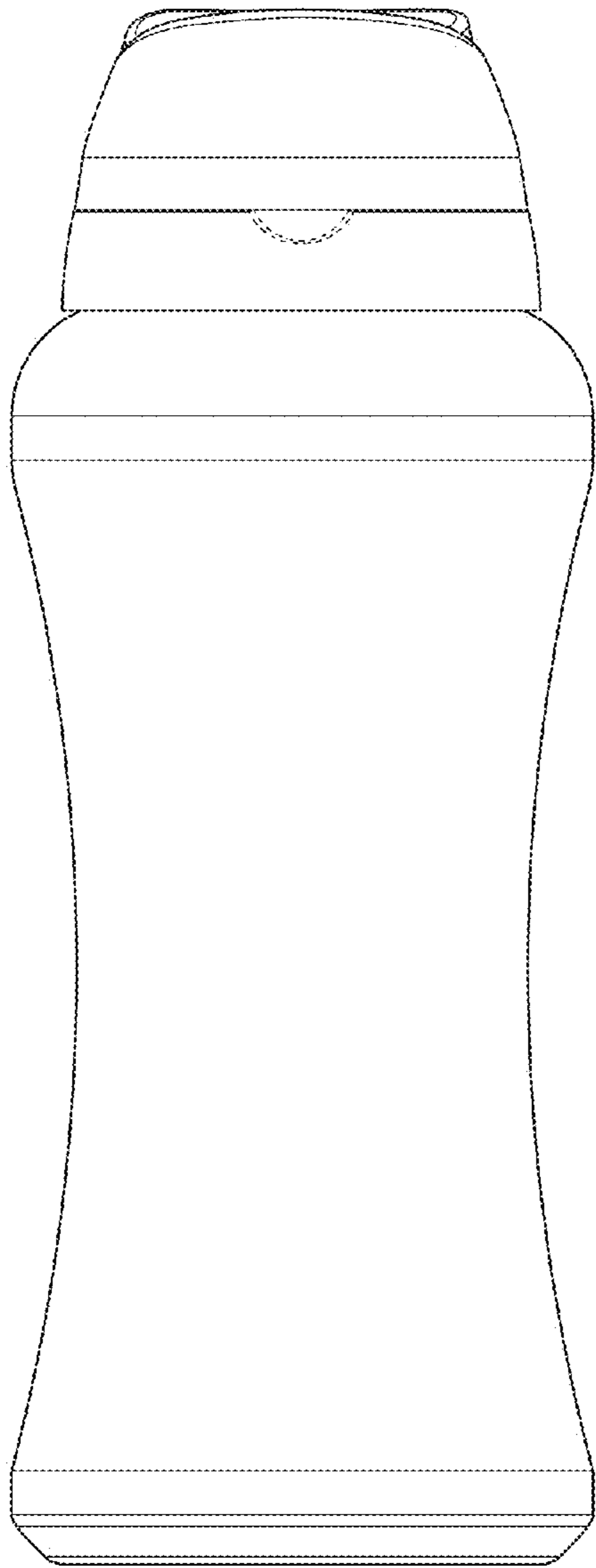


Fig. 3

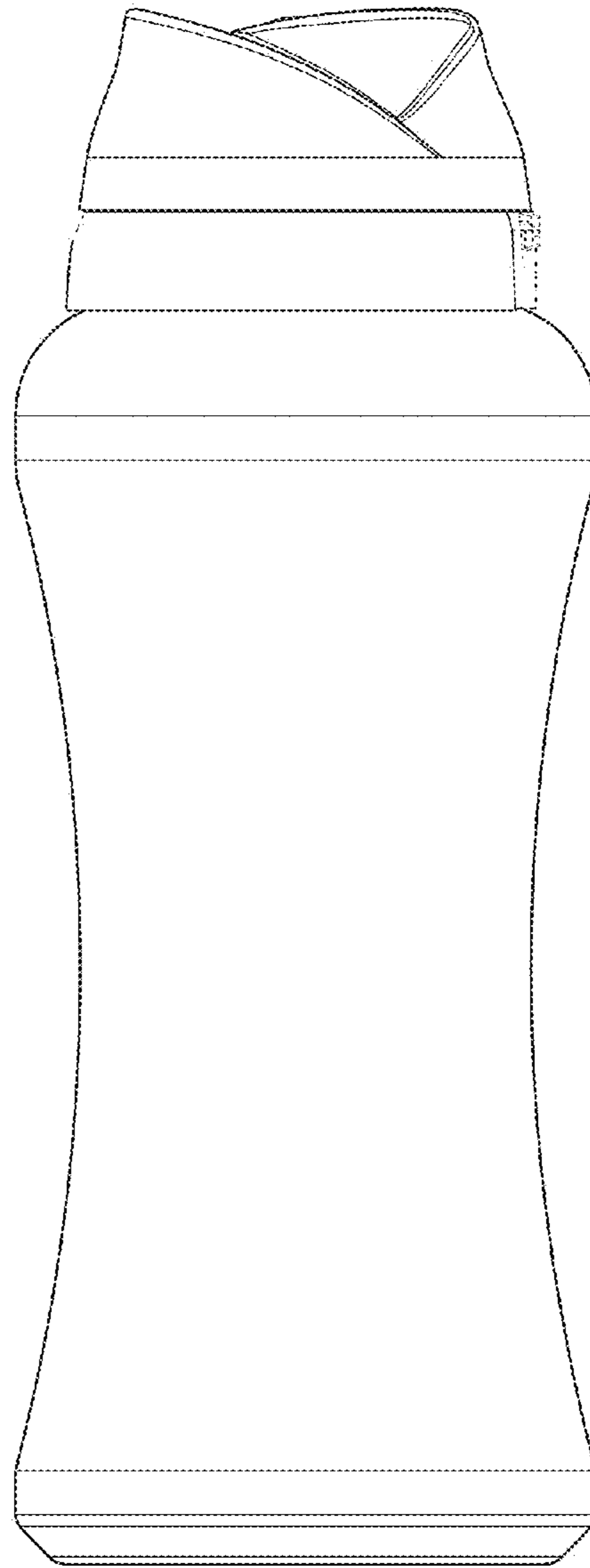


Fig. 4

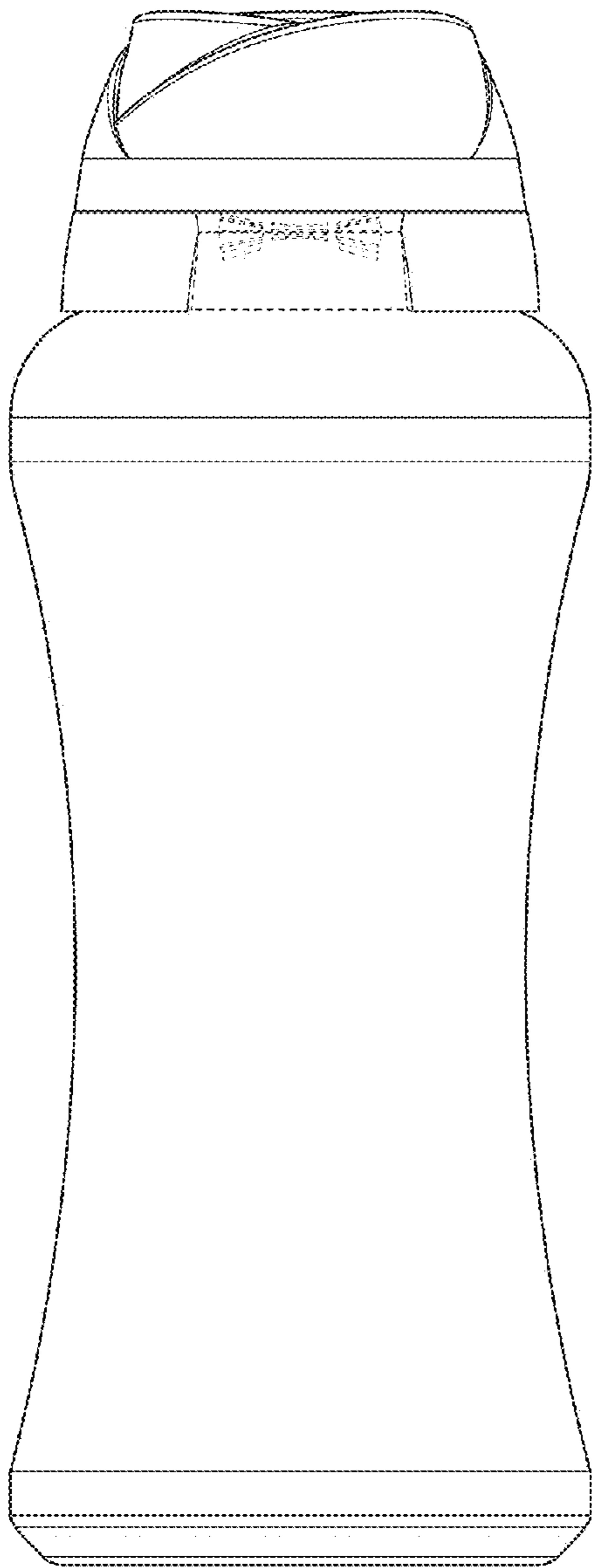


Fig. 5

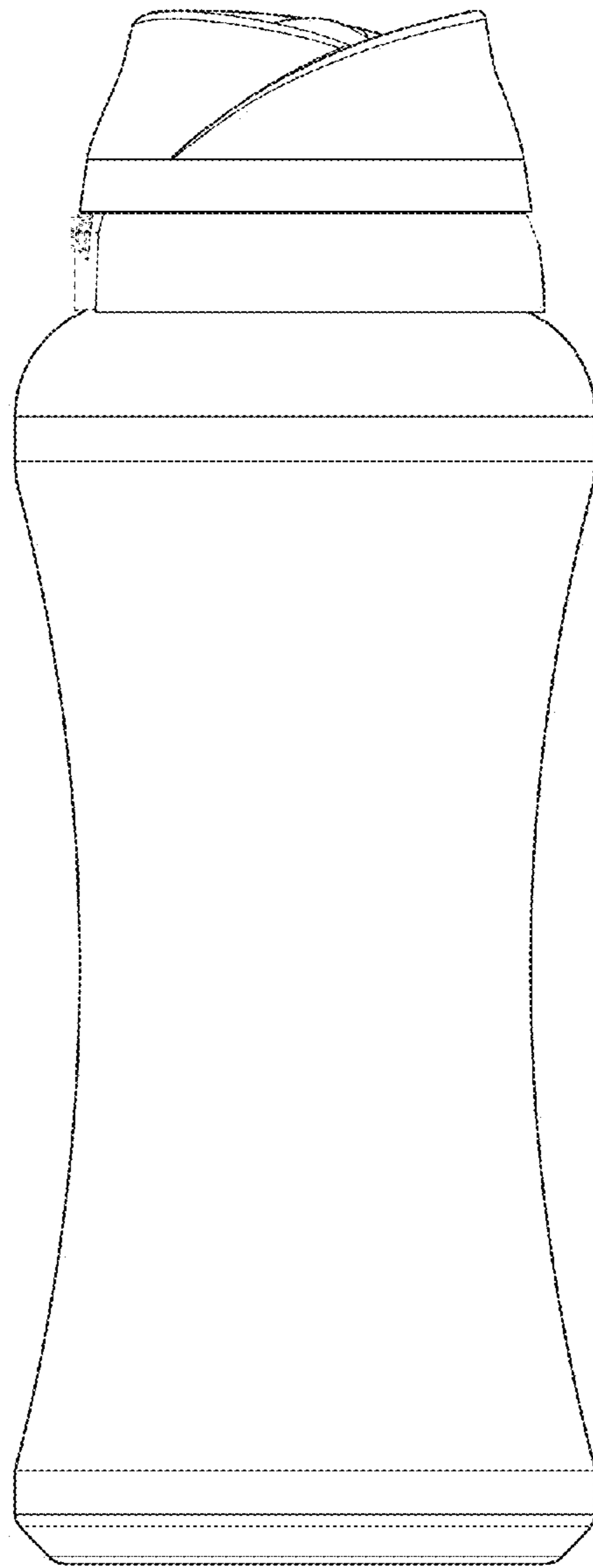


Fig. 6

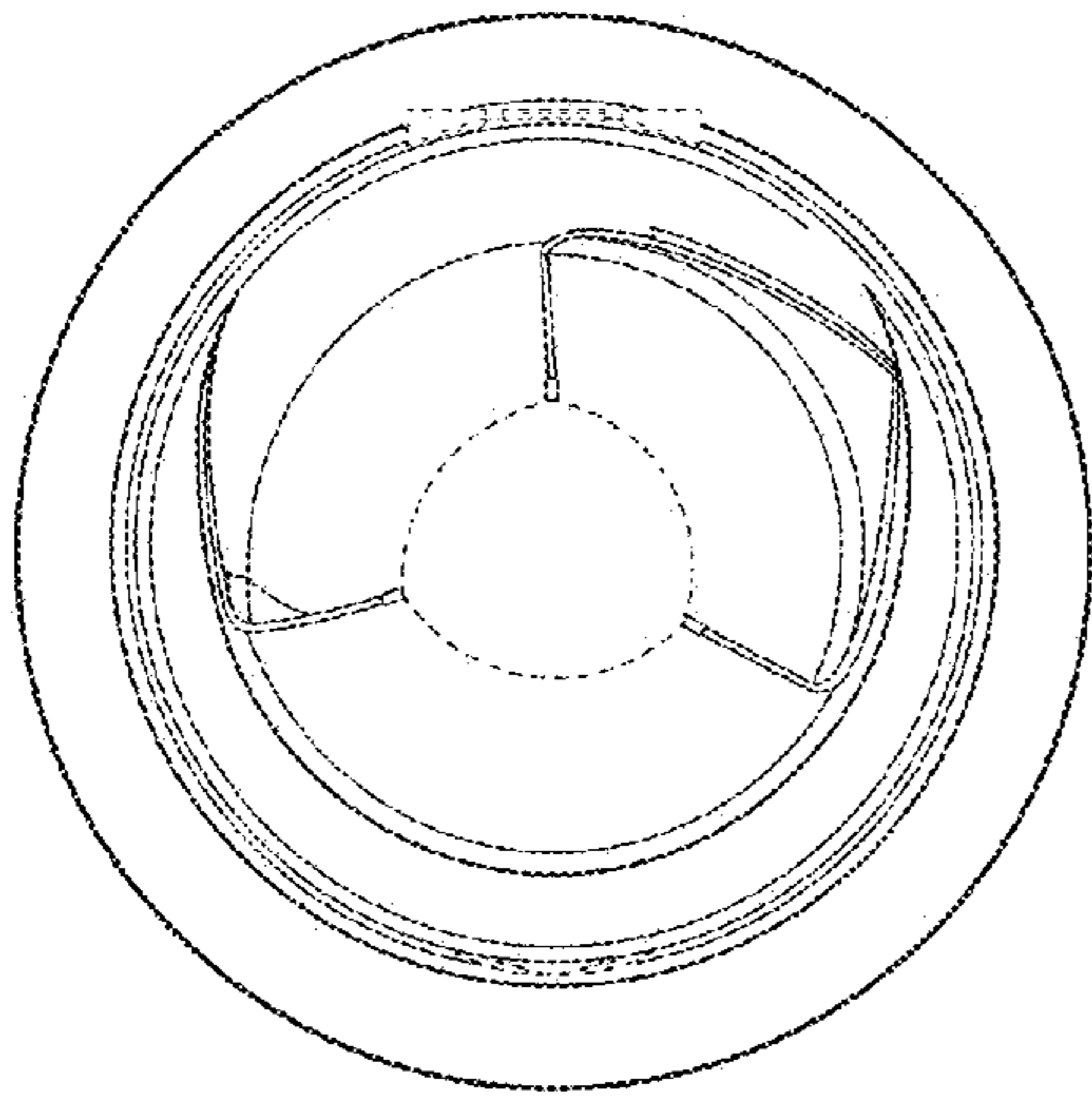


Fig. 7

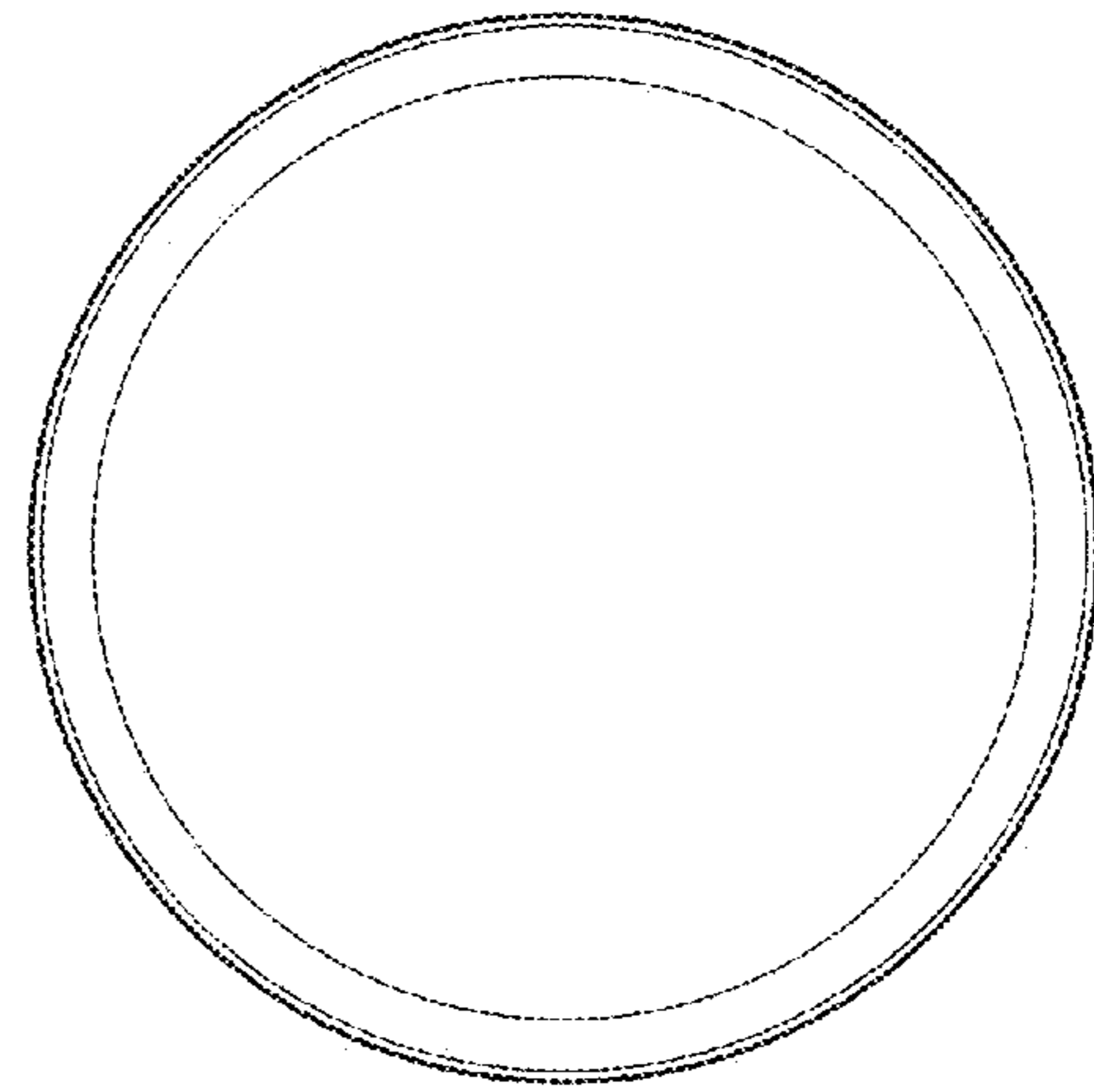


Fig. 8