



US00D703042S

(12) **United States Design Patent**  
**Kalmanides**

(10) **Patent No.:** **US D703,042 S**  
(45) **Date of Patent:** **\*\* Apr. 22, 2014**

(54) **CONTAINER**

(71) Applicant: **Kalman Packaging, Inc.**, Graham, NC  
(US)

(72) Inventor: **Danny Kalmanides**, Chapel Hill, NC  
(US)

(73) Assignee: **Kalman Packaging, Inc.**, Graham, NC  
(US)

(\*\*) Term: **14 Years**

(21) Appl. No.: **29/435,992**

(22) Filed: **Oct. 31, 2012**

(51) **LOC (10) Cl.** ..... **09-07**

(52) **U.S. Cl.**  
USPC ..... **D9/435**

(58) **Field of Classification Search**  
USPC ..... D3/264, 276, 304; D7/392.1, 396.2,  
D7/538, 541, 549, 550.1, 553.2, 601-603,  
D7/605, 629; D9/414, 416, 419, 424, 425,  
D9/430, 431, 432, 434, 435, 436, 438, 452,  
D9/453, 454, 456, 707-710, 732, 737, 761,  
D9/763, 767, 772, 780; 206/205, 219, 499,  
206/508, 522, 557; 220/2, 23.4, 23.6,  
220/254.1, 256.1, 265, 266, 270, 271, 272,  
220/276, 281, 315, 318, 366.1, 367.1, 377,  
220/500, 659, 669, 674, 675, 696, 703, 711,  
220/713, 760, 790, 793; 222/94, 107;  
229/105, 117.09, 117.26, 123.2, 189,  
229/406, 407, 905

See application file for complete search history.

(56) **References Cited**

U.S. PATENT DOCUMENTS

D513,383 S *	1/2006	Glander et al. ....	D9/435
D533,451 S *	12/2006	McCumber .....	D9/435
D589,794 S *	4/2009	Branson et al. ....	D9/435
D628,478 S *	12/2010	Snedden et al. ....	D9/431
D628,479 S *	12/2010	Snedden et al. ....	D9/431
D646,969 S *	10/2011	Snedden et al. ....	D9/431
D649,050 S *	11/2011	Sarnoff et al. ....	D9/435
D655,606 S *	3/2012	Snedden et al. ....	D9/452
D660,147 S *	5/2012	Snedden et al. ....	D9/435
D664,843 S *	8/2012	Golota et al. ....	D9/425
D665,666 S *	8/2012	Golota et al. ....	D9/434
2012/0168449 A1 *	7/2012	Barbier .....	220/669

\* cited by examiner

*Primary Examiner* — Susan Bennett Hattan

*Assistant Examiner* — Leanne Was

(74) *Attorney, Agent, or Firm* — Ward and Smith, P.A.

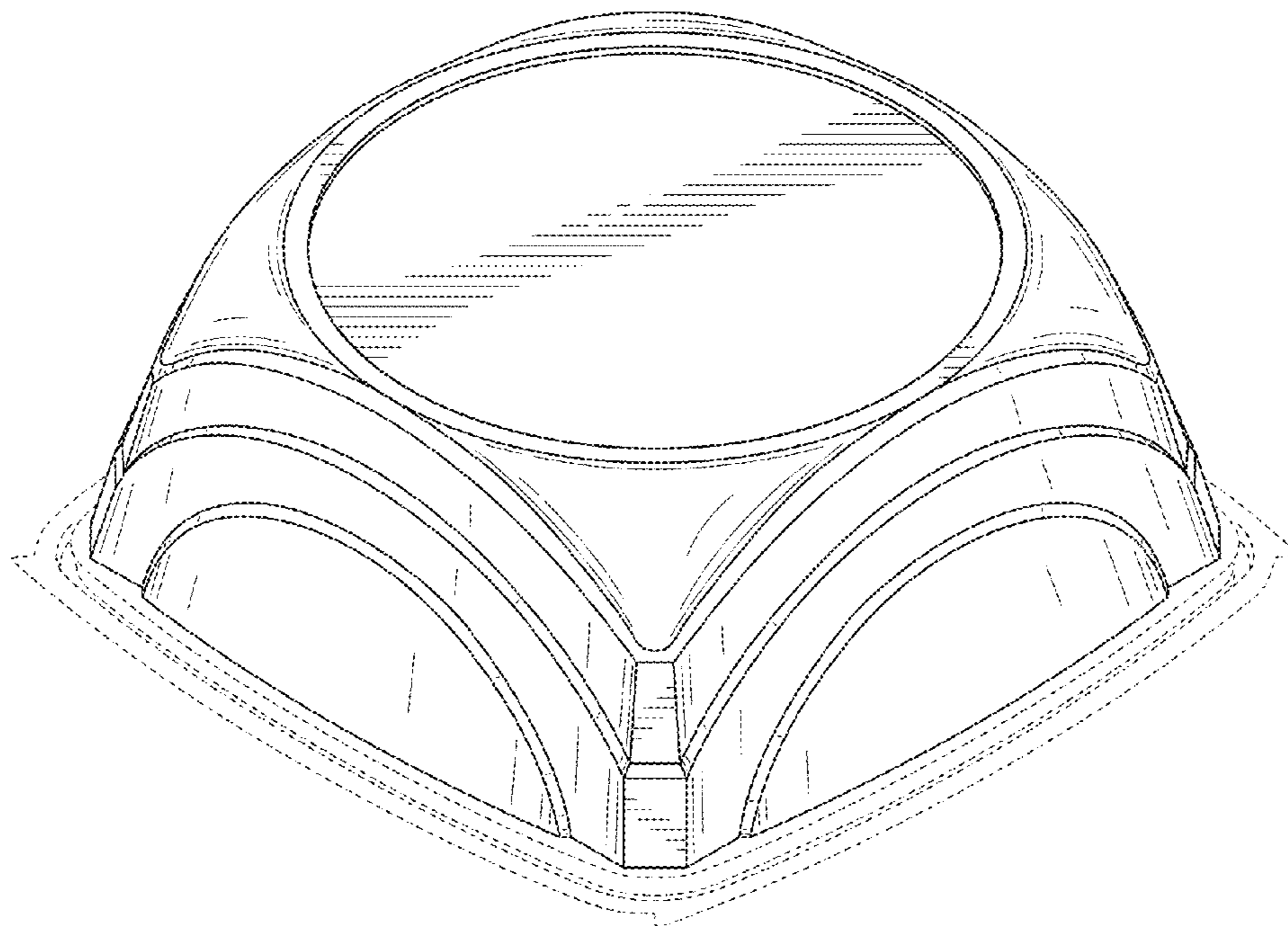
(57) **CLAIM**

The ornamental design for a container, as shown and described.

**DESCRIPTION**

FIG. 1 is a perspective view of a container showing a new design;  
FIG. 2 is a front side elevation view thereof, the back, right, and left sides being a mirror image;  
FIG. 3 is a top plan view thereof; and,  
FIG. 4 is a bottom plan view thereof.  
The dashed lines shown in the drawings are for environmental purposes only and form no part of the claimed design.

**1 Claim, 4 Drawing Sheets**



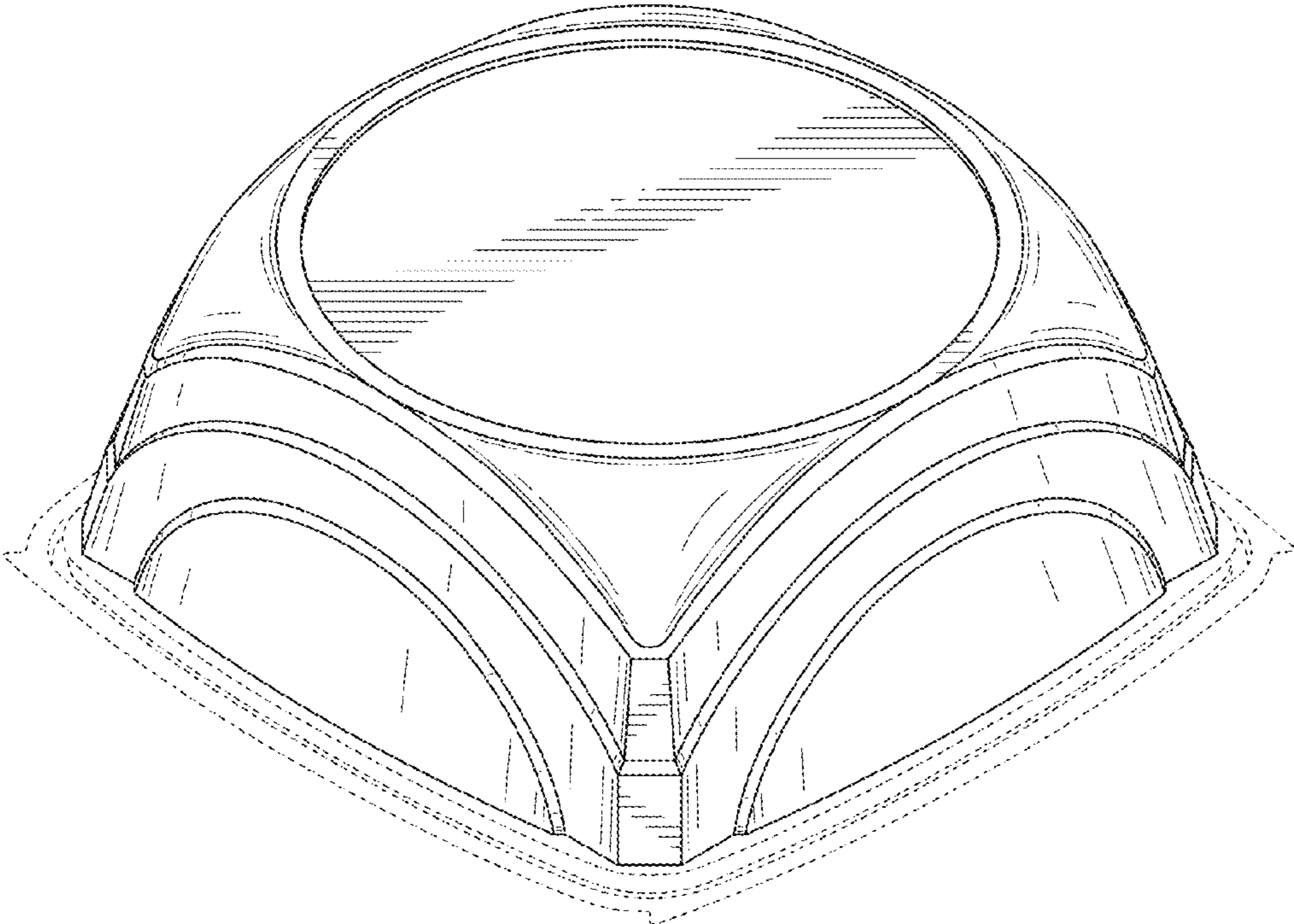


FIG. 1

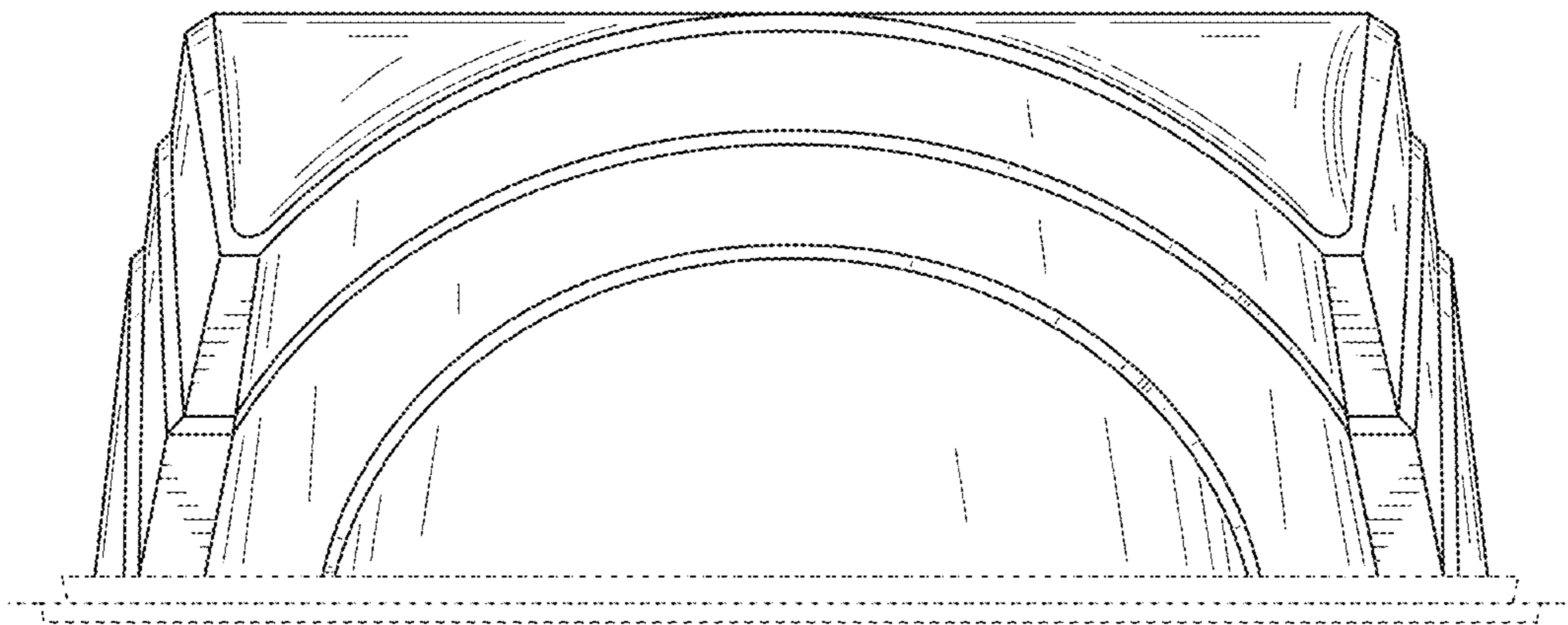


FIG. 2

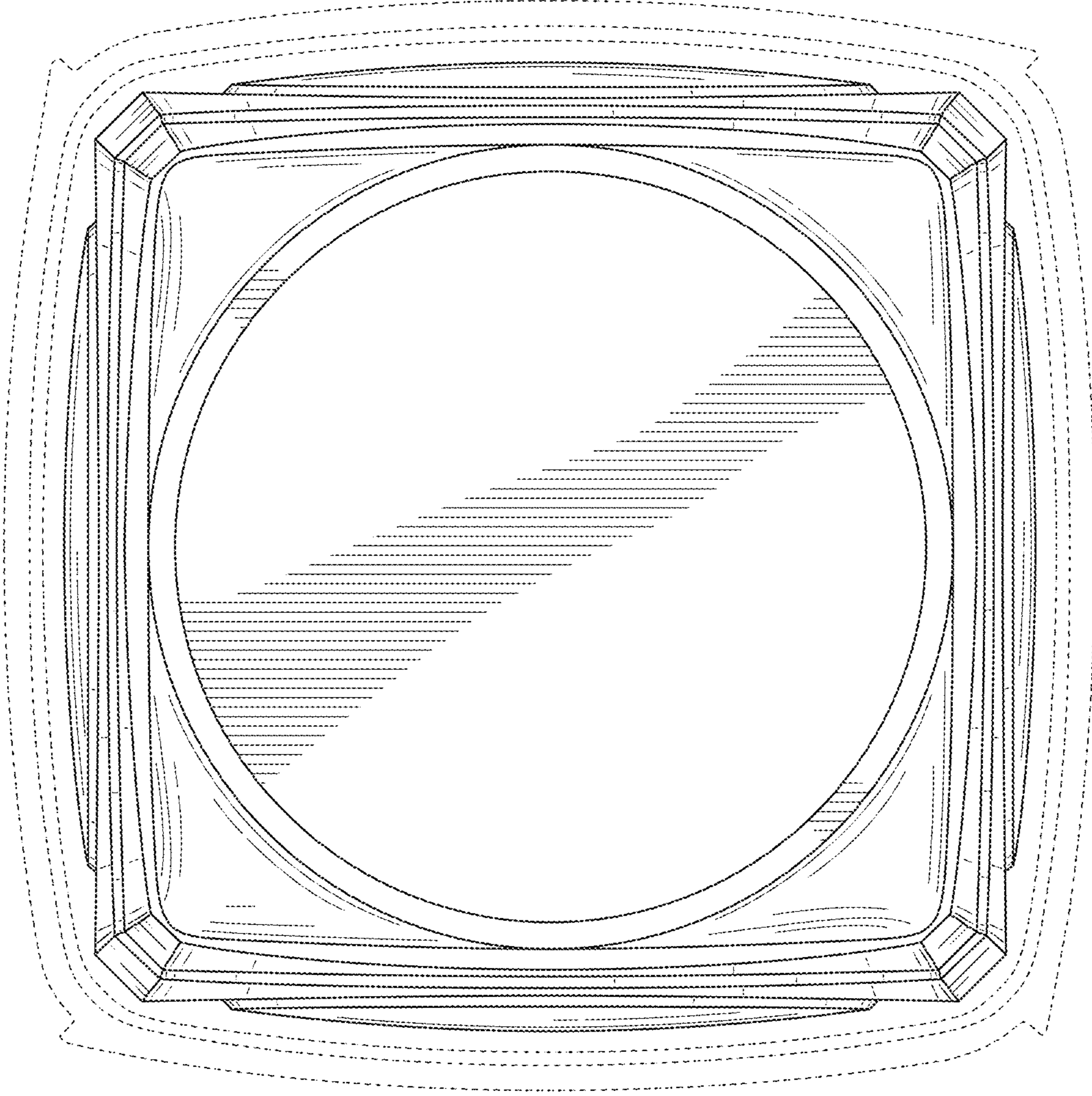


FIG. 3

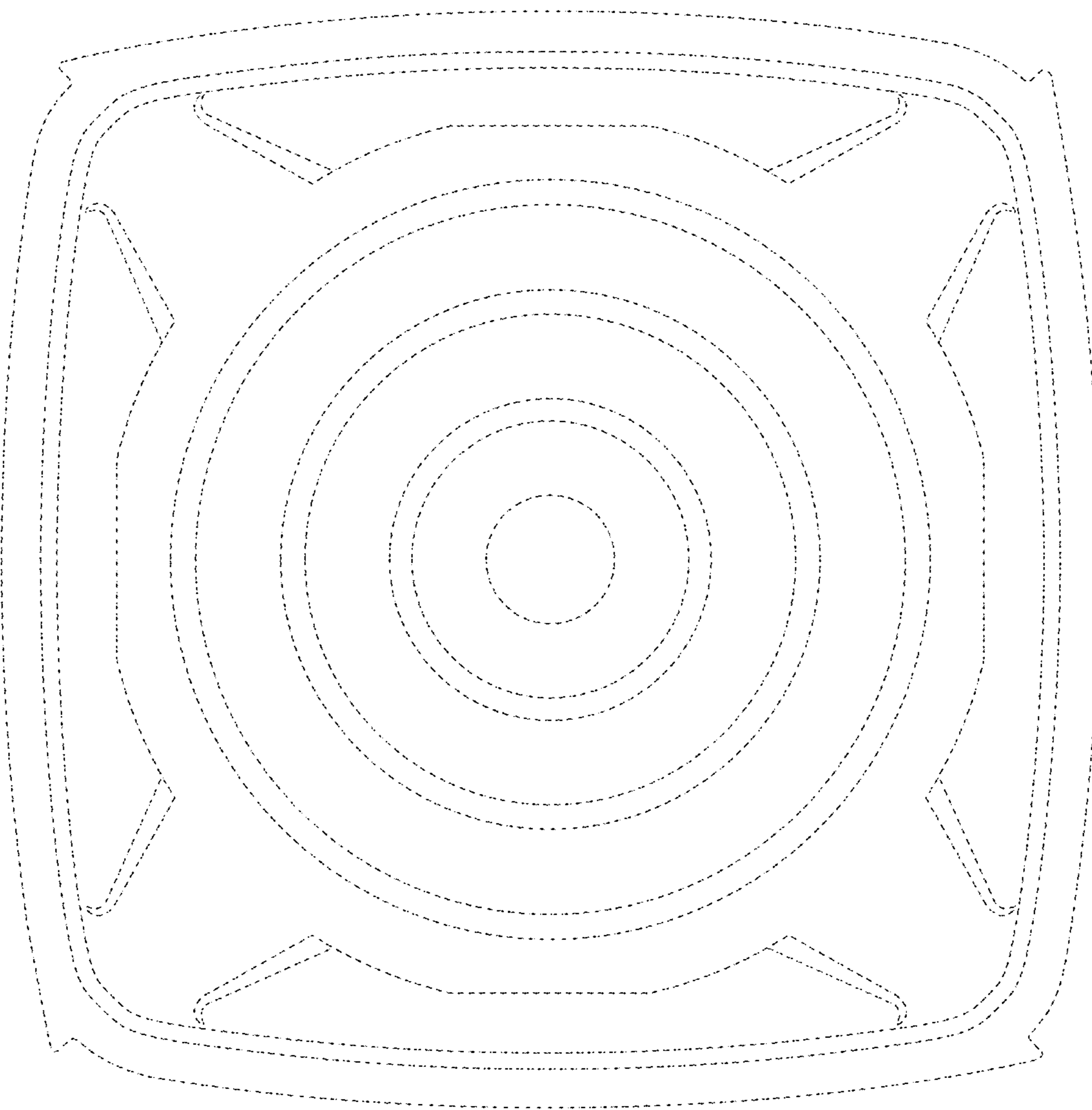


FIG. 4