



US00D703040S

(12) **United States Design Patent**
White

(10) **Patent No.:** **US D703,040 S**

(45) **Date of Patent:** **** Apr. 22, 2014**

(54) **BOTTLE HOLDER**

(76) **Inventor:** **James Travis White**, Hebron, OH (US)

(**) **Term:** **14 Years**

(21) **Appl. No.:** **29/416,428**

(22) **Filed:** **Mar. 22, 2012**

(51) **LOC (10) Cl.** **09-07**

(52) **U.S. Cl.**
USPC **D9/434; D9/455**

(58) **Field of Classification Search**
USPC D9/434, 455, 704, 705, 707;
229/117.22-117.25; 16/406, 412-420;
383/9; D8/307-310, 316-318;
294/27.1, 137; 24/16 PB
See application file for complete search history.

(56) **References Cited**

U.S. PATENT DOCUMENTS

| | | | | | |
|-----------|------|---------|---------------|-------|------------|
| 1,086,442 | A * | 2/1914 | Cornelius | | 248/59 |
| 1,981,756 | A * | 11/1934 | Smead | | 294/27.1 |
| 2,321,100 | A * | 6/1943 | Oderkirk | | 294/27.1 |
| 2,806,731 | A * | 9/1957 | Comstock, Jr. | | 294/27.1 |
| 2,970,729 | A * | 2/1961 | Allen | | 294/149 |
| 5,189,761 | A * | 3/1993 | Chisholm | | 24/16 PB |
| 5,402,971 | A * | 4/1995 | Bower | | 248/74.3 |
| 5,695,088 | A * | 12/1997 | Kasbohm | | 220/495.11 |
| 6,317,934 | B1 * | 11/2001 | Hiroki et al. | | 24/16 PB |

| | | | | | |
|----------|-----|---------|----------|-------|--------|
| D467,173 | S * | 12/2002 | Krause | | D9/434 |
| D489,263 | S * | 5/2004 | Sinanian | | D9/455 |
| D496,588 | S * | 9/2004 | Matsuo | | D9/434 |
| D512,910 | S * | 12/2005 | Haslam | | D9/434 |

* cited by examiner

Primary Examiner — Susan Bennett Hattan

Assistant Examiner — Brett Miller

(74) *Attorney, Agent, or Firm* — Potter Anderson Corroon LLP; Rakesh H. Mehta, Esq.

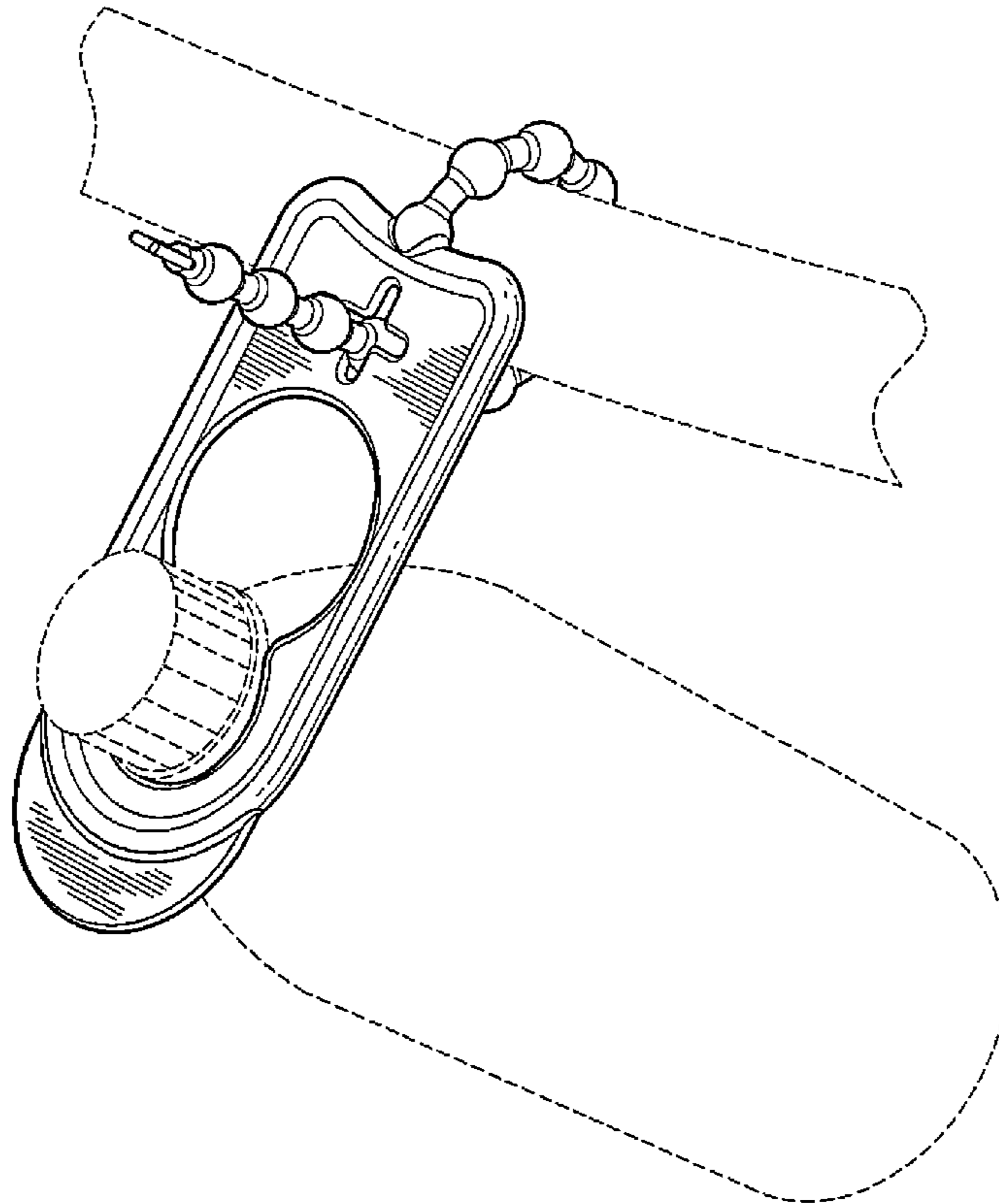
(57) **CLAIM**

The ornamental design for a bottle holder, as shown and described.

DESCRIPTION

FIG. 1 is a front perspective view of my bottle holder.
FIG. 2 is a front view of the bottle holder
FIG. 3 is a back view of the bottle holder.
FIG. 4 is the right side view of the bottle holder.
FIG. 5 is the left side view of the bottle holder.
FIG. 6 is the top view of the bottle holder.
FIG. 7 is the bottom view of the bottle holder; and,
FIG. 8 is a top perspective view of the bottle holder engaged and attached to a bottle and a holding device such as a belt. The dashed lines do not form a part of the bottle holder design and are illustrated for purposes of showing the bottle holder in use for holding a bottle.

1 Claim, 4 Drawing Sheets



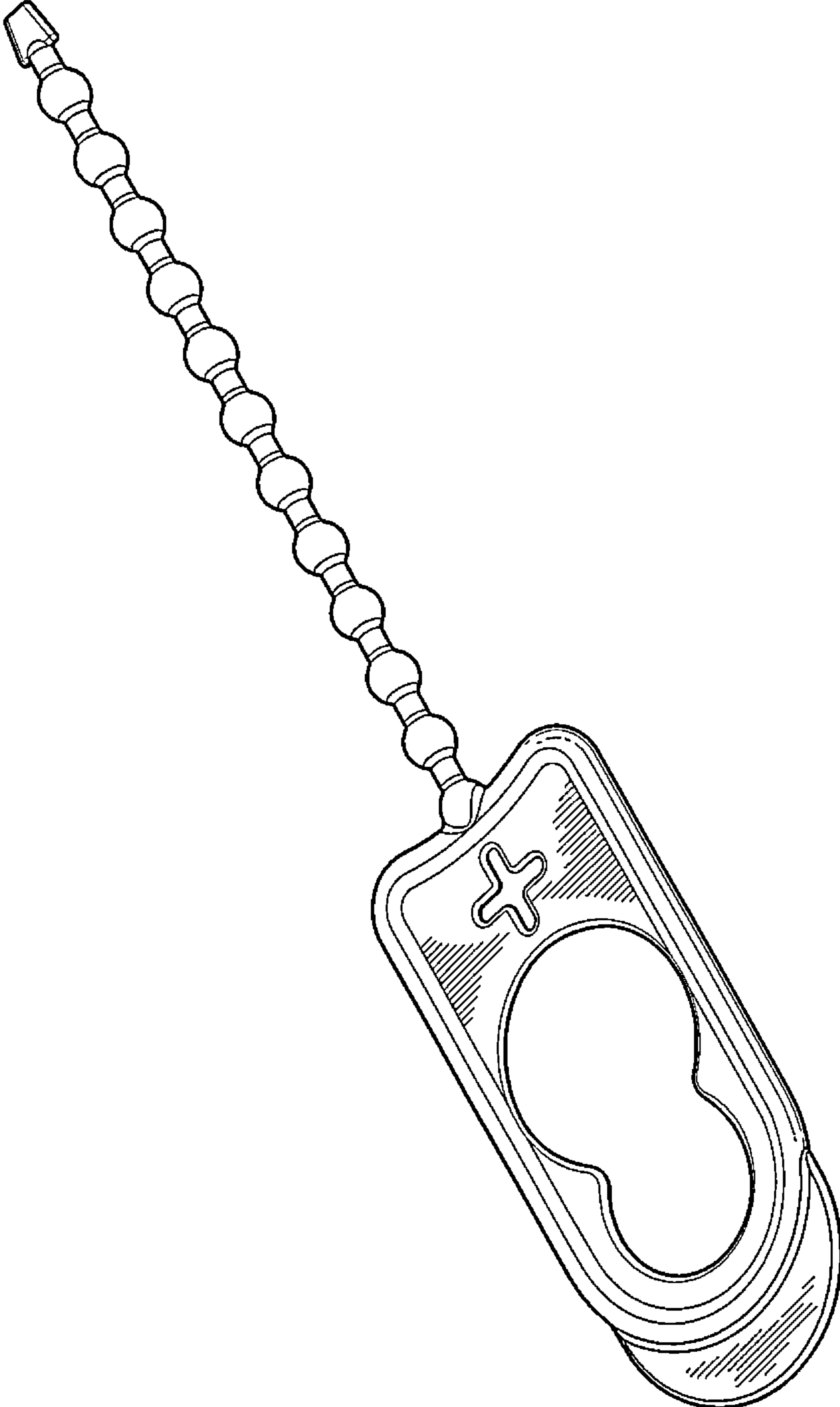


FIG. 1

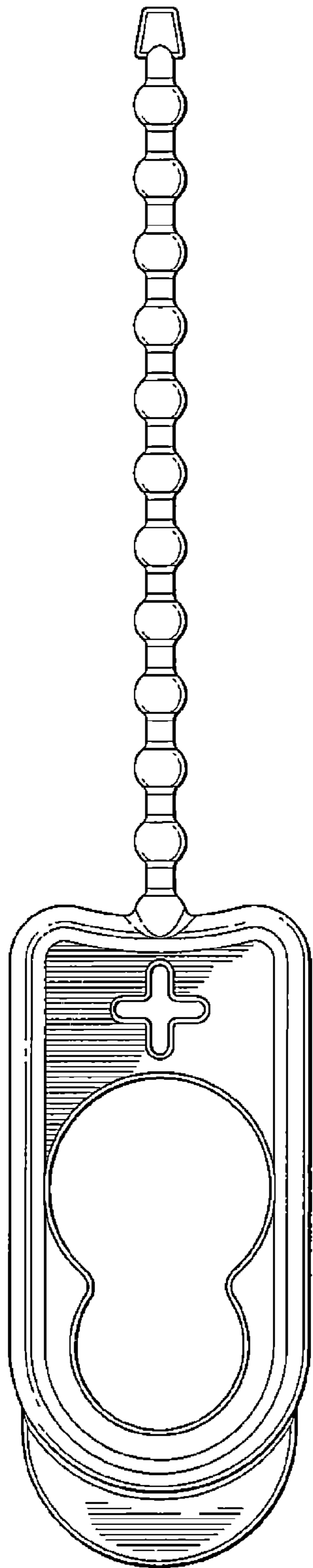


FIG. 2

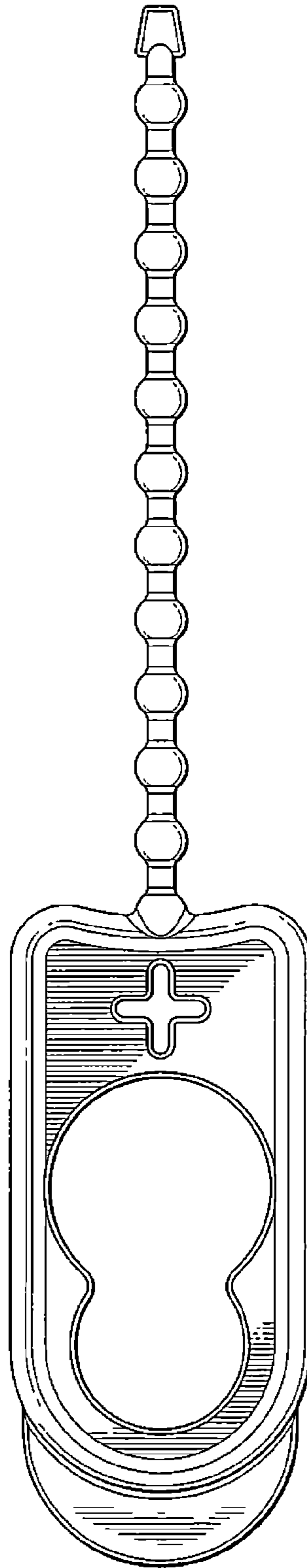


FIG. 3



FIG. 4



FIG. 5

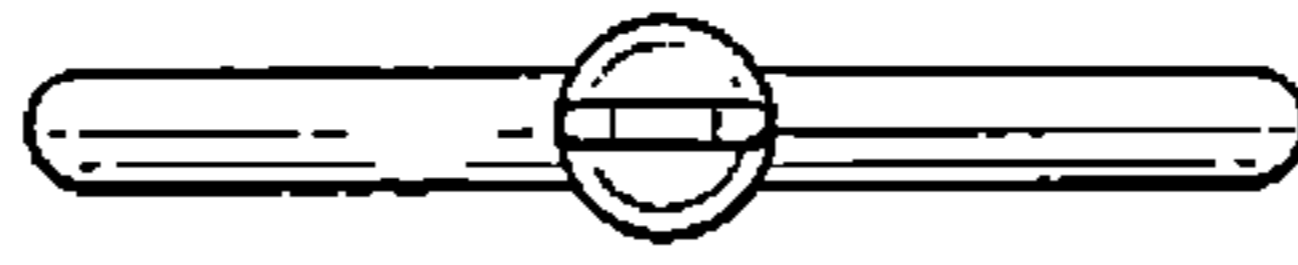


FIG. 6



FIG. 7

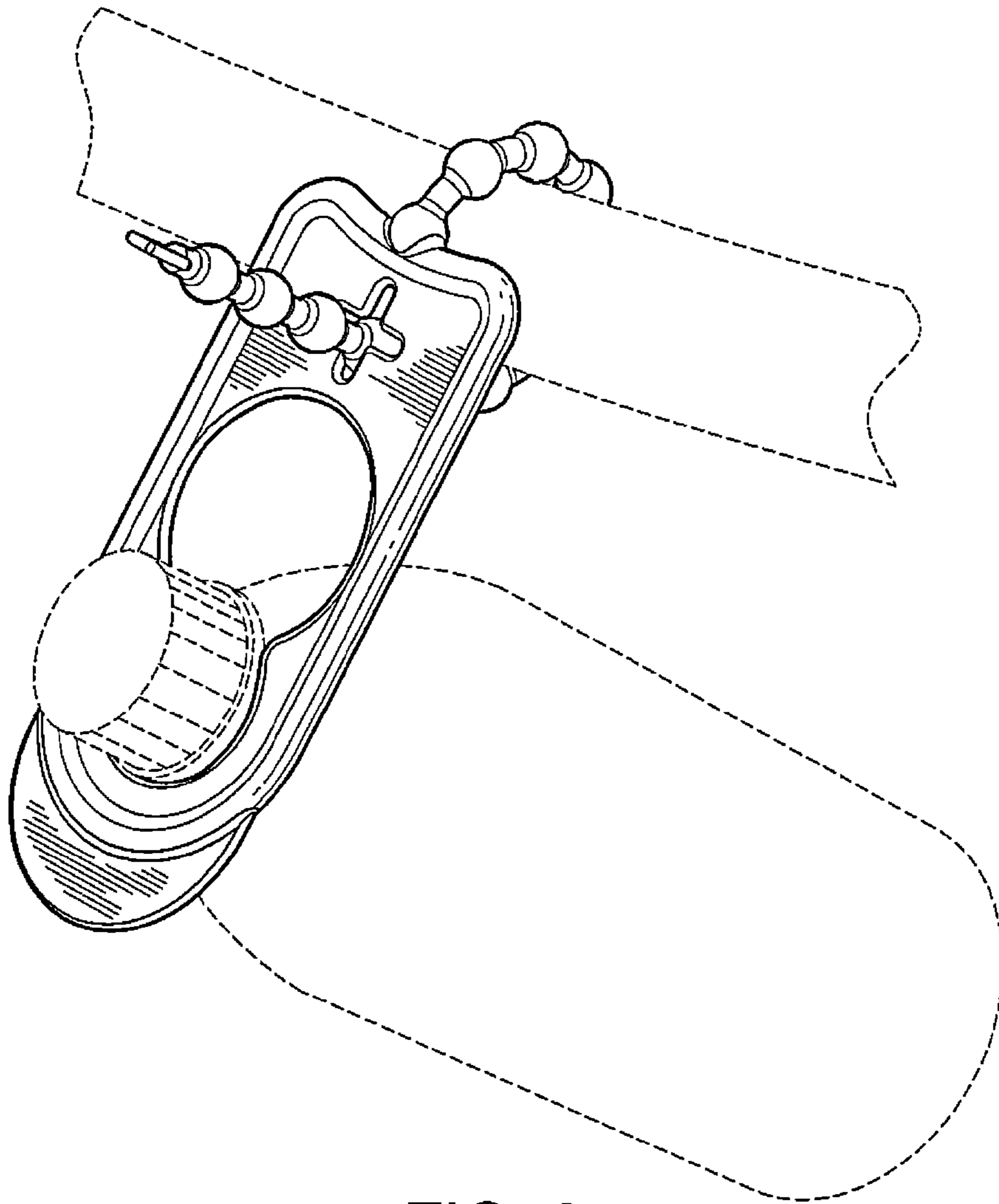


FIG. 8